



QUARTERLY REPORT

October 1, 2018 - December 31, 2018



Inspiration. Innovation. Graduation.

Coast Community College District Program Summary

Closed

- CCC College Center Restroom Renovation
- CCC Energy Efficiency Projects
- CCC GG Center Solar P/V Carport system
- GWC Campus Safety/Community Education Building/Main Entry
- GWC Elevator Repairs/Replacement
- GWC Rehabilitation Center Remodel
- GWC Campus/wide Wayfinding/Signage Plan
- GWC Math & Science Improvements
- GWC MDF/Communication Relocation
- GWC Technology Projects
- OCC IDC Phase I (Business, Math, Computing Center)
- OCC Energy Efficiency Projects
- OCC Solar PV/Adams Parking Improvements
- OCC Watson Hall Renovation
- OCC Recycling Center
- OCC Legacy Hall

Financial Closing

- CCC Le-Jao Student Resource Center
- OCC Securitization Fund
- GWC Security & Access Infrastructure
- GWC Criminal Justice Training Center
- GWC Student Services Center
- OCC Clark Center

Construction Completed

In Construction

- CCC Newport Student Support Center
- GWC Math/Science Building
- OCC Planetarium
- OCC Student Union Complex
- OCC Adaptive PE, Gym, & Pool

In Design

- CCC College Center Student Support Center
- GWC Language Arts Complex
- OCC Maritime Academy Expansion
- OCC IDC Phase II (Language/Social Science)

Ongoing

- CCC Technology Projects
- GWC Energy Efficiency Projects
- GWC Classroom Improvements Fund
- OCC Westside Planning
- OCC Watson Hall Improvements
- OCC Sustainable Landscape Fund
- OCC Technology Projects
- DIST Technology Projects

In Queue

- OCC Chemistry Expansion/Renovation

Coast Community College District Program Summary

Planned

- CCC Garden Grove Center Renovation
- CCC Le-Jao Parking Expansion
- GWC Technology Building
- GWC Business/Social Science
- GWC Cosmetology
- GWC Central Warehouse Renovation
- OCC Performing Arts/Dance
- OCC Parking Structure
- OCC Skills Center Renovation

Glossary

Closed – All activity, both physical and financial, is complete

Financial Closing – Project is complete, additional punch list items may remain while contracts and financial reconciliation occur

Construction Completed - Major work has finished and project is being utilized for its intended purpose

In Construction – Regular construction activities ongoing

In Design – Project is in active design/approval

Ongoing – Project improvements continue until predetermined fund amount is exhausted

In Queue – Projects awaiting an external funding source

Planned – Project is identified in the Vision 2020 Master Plan

Coast Community College District Split Budget Summary

Project	Total Budget	Non-Measure M	Measure M
CCC EE – GG Ctr. Boiler	\$1,270,525	\$512,011	\$758,514
GWC Language/Social Science	\$54,648,000	\$20,331,000	\$34,317,000
GWC Criminal Justice Training Center	\$27,765,999	\$900,000	\$26,865,999
GWC EE – Exterior Lighting Retrofit	\$513,409	\$505,914	\$7,495
GWC EE – Lighting Retrofit	\$432,088	\$422,013	\$10,075
OCC Language/Social Science	\$68,919,000	\$31,221,000	\$37,698,000
OCC EE – Exterior Lighting Retrofit	\$1,369,092	\$679,189	\$689,903
OCC SL – Landscape Improvements	\$1,008,000	\$125,000	\$883,000
OCC EE – Campus Sub-metering Project	\$1,311,306	\$634,000	\$677,306
TOTALS	\$157,237,419	\$55,330,127	\$101,907,292

Coastline College Newport Beach Student Support Center

Current Phase: In Construction

Architect: LPA

Contractor: Astra Builders

Project Timeline: July 2017 - February 2019

Construction Manager: Randy Flint



Scope: Installation of exterior shade structures to enhance student study areas and learning environment

Status: Electrical work complete. Shades have been received. Installation to proceed in January.

Coastline College NB Student Support Center

	Estimate	Prior Expenses	1st QTR	2nd QTR	3rd QTR	4th QTR	Actuals	Total Remaining
Architectural & Engineering Svcs.	\$112,000	\$0	\$0	\$0	\$0	\$0	\$0	\$112,000
Construction	\$600,000	\$265,384	(\$64,200)	\$19,293	\$0	\$0	\$220,478	\$379,522
Contingency	\$30,000	\$0	\$0	\$0	\$0	\$0	\$0	\$30,000
Equipment	\$50,000	\$0	\$0	\$0	\$0	\$0	\$0	\$50,000
Escalation	\$100,000	\$0	\$0	\$0	\$0	\$0	\$0	\$100,000
Insurance	\$9,000	\$0	\$0	\$0	\$0	\$0	\$0	\$9,000
Project Management	\$50,000	\$0	\$0	\$0	\$0	\$0	\$0	\$50,000
Site Services	\$6,000	\$0	\$0	\$0	\$0	\$0	\$0	\$6,000
Temporary Facilities	\$18,000	\$0	\$0	\$0	\$0	\$0	\$0	\$18,000
Testing and Inspection	\$35,000	\$0	\$0	\$0	\$0	\$0	\$0	\$35,000
Other Misc.	\$1,000	\$0	\$0	\$0	\$0	\$0	\$0	\$1,000
Totals:	\$1,011,000	\$265,384	(\$64,200)	\$19,293	\$0	\$0	\$220,478	\$790,522

Coastline College originally allocated \$1,977,00 for this project. All remaining funds were transferred to the CCC College Center Student Support Center project.

Q1 credit is the result of late payment submittals being transferred back to FY17/18

Coastline College College Center Student Support Center

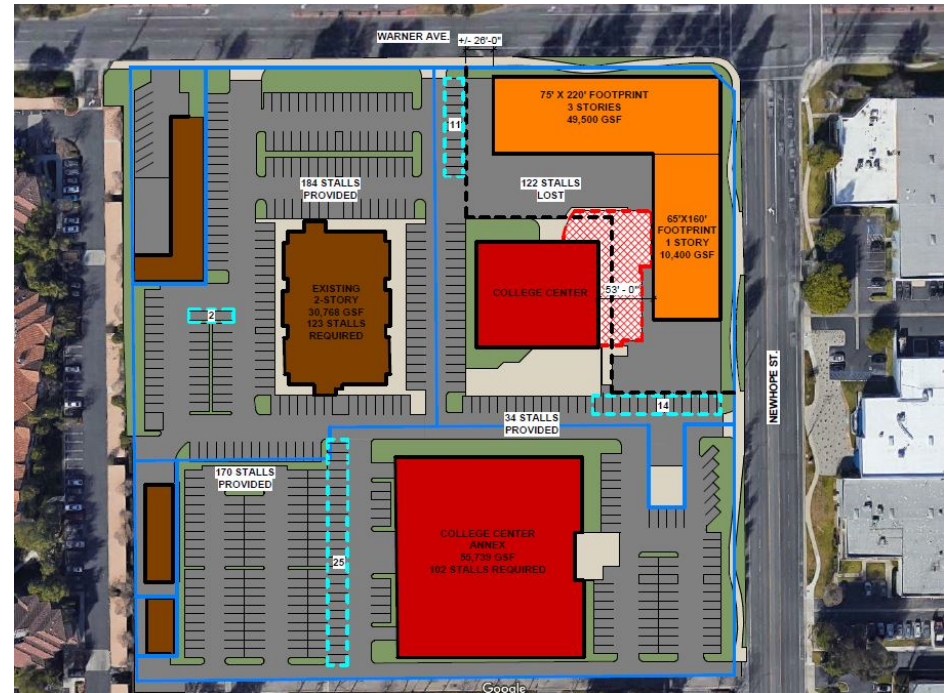
Current Phase: In Design

Architect: Westgroup Designs

Contractor: TBD

Project Timeline: March 2018 - September 2020

Construction Manager: TBD



Scope: Design and construction of a new ~55,000ft² college center building

Status: Project moving into the schematic design phase. Underground utility and design surveys complete.

Coastline College

College Center Student Support Ctr

	Estimate	Prior Expenses	1st QTR	2nd QTR	3rd QTR	4th QTR	Actuals	Total Remaining
Architectural & Engineering Svcs.	\$2,100,000	\$237,241	\$12,111	\$94,651	\$0	\$0	\$344,003	\$1,755,991
Construction	\$19,247,800	\$15,390	\$0	\$7,521	\$0	\$0	\$22,910	\$19,224,890
Contingency	\$955,000	\$0	\$0	\$0	\$0	\$0	\$0	\$955,000
Equipment	\$1,850,000	\$112,341	\$0	\$0	\$0	\$0	\$112,341	\$1,737,659
Escalation	\$7,480,050	\$0	\$0	\$0	\$0	\$0	\$0	\$7,480,050
Insurance	\$377,000	\$322,839	\$0	\$0	\$0	\$0	\$322,839	\$54,161
Project Management	\$2,000,000	\$0	\$0	\$0	\$0	\$0	\$0	\$2,000,000
Site Services	\$100,000	\$52,483	\$3,400	\$750	\$0	\$0	\$56,633	\$43,367
Temporary Facilities	\$149,000	\$0	\$0	\$0	\$0	\$0	\$0	\$149,000
Testing and Inspection	\$600,000	\$0	\$0	\$0	\$0	\$0	\$0	\$600,000
Other Misc.	\$61,000	\$0	\$0	\$0	\$0	\$0	\$0	\$61,000
Totals:	\$34,919,850	\$740,294	\$15,511	\$102,922	\$0	\$0	\$858,727	\$34,061,124

Coastline College Technology Projects

	Estimate	Prior Expenses	1st QTR	2nd QTR	3rd QTR	4th QTR	Actuals	Total Remaining
TECH - Classroom Technology Upgrades	\$1,598,286	\$1,400,015	\$0	\$0	\$0	\$0	\$1,400,015	\$198,271
TECH - IT Infrastructure Improvements	\$1,197,065	\$1,197,065	\$0	\$0	\$0	\$0	\$1,197,065	\$0
TECH - Student Kiosks, Wayfinding Signage	\$400,000	\$227,660	(\$2,323)	\$56,192	\$0	\$0	\$173,791	\$118,471
Totals:	\$3,195,351	\$2,824,740	(\$2,323)	\$56,192	\$0	\$0	\$2,822,418	\$316,742

Q1 credit is the result of late payment submittal being transferred back to FY17/18

Coastline Community College Upcoming Projects

Project	Total Project Budget	Beginning of Construction
Garden Grove Center Renovation	\$1,521,000	2020

Golden West College Math/Science Building

Current Phase: In Construction

Architect: HMC Architects

Contractor: Multi-Prime

Project Timeline: February 2015 - July 2019

Construction Manager: Sundt Construction



Scope: Construction includes a new 122,747 square foot Math/Science facility. This project includes the demolition of the old Trade-Industry 2 building complex as well as the adjacent child care facility. The new 3 story facility will replace the existing Math/Science building and include lecture, lab, computer lab and support space for Math, Life Science and Physical Science departments, as well as a STEM Center.

Status: Roofing complete in all areas. Exterior tile work ongoing and interior painting has begun. All trades on site working. Project is on schedule.

Golden West College Math/Science Building



QUARTERLY REPORT:
October 1, 2018 - December 31, 2018

Golden West College Math/Science Building

	Estimate	Prior Expenses	1st QTR	2nd QTR	3rd QTR	4th QTR	Actuals	Total Remaining
Architectural & Engineering Svcs.	\$4,290,770	\$3,577,586	\$116,672	\$128,451	\$0	\$0	\$3,822,709	\$468,061
Construction	\$59,050,422	\$22,939,108	\$4,268,150	\$7,521,009	\$0	\$0	\$34,728,268	\$24,322,268
Contingency	\$922,115	\$0	\$0	\$0	\$0	\$0	\$0	\$922,115
Equipment	\$5,562,000	\$0	\$0	\$0	\$0	\$0	\$0	\$5,562,000
Insurance	\$1,500,000	\$1,284,503	\$0	\$0	\$0	\$0	\$1,284,503	\$215,497
Project Management	\$4,487,000	\$2,680,710	\$271,277	\$470,392	\$0	\$0	\$3,422,379	\$1,064,621
Site Services	\$1,393,000	\$1,115,376	\$118,347	\$130,970	\$0	\$0	\$1,364,694	\$28,306
Temporary Facilities	\$813,000	\$0	\$0	\$0	\$0	\$0	\$0	\$813,000
Testing and Inspection	\$1,660,000	\$239,329	\$41,845	\$64,117	\$0	\$0	\$345,291	\$1,314,709
Other Misc.	\$89,230	\$5,900	\$0	\$0	\$0	\$0	\$5,900	\$83,330
Totals:	\$79,767,537	\$31,842,512	\$4,816,292	\$8,314,940	\$0	\$0	\$44,973,744	\$34,793,793

Golden West College Language Arts Complex

Current Phase: In Design

Architect: HMC Architects

Contractor: Multi-Prime

Project Timeline: July 2019 - March 2022

Construction Manager: TBD



Scope: Construction includes a new 70,764 square foot Language Arts complex. This project includes the demolition of the old humanities building as well as the adjacent health sciences facility. The new facility will include lecture spaces for World Languages, ASL, English, Speech and more as well as an expanded reading and writing center, computer labs and group study areas.

Status: Progressing through schematic design. Submittal to the State Chancellors office on schedule for early 2019.

Golden West College Language Arts Complex

	Estimate	Prior Expenses	1st QTR	2nd QTR	3rd QTR	4th QTR	Actuals	Total Remaining
Architectural & Engineering Svcs.	\$2,617,000	\$9,700	\$10,000	\$89,588	\$0	\$0	\$109,288	\$2,507,712
Construction	\$25,072,000	\$0	\$0	\$0	\$0	\$0	\$0	\$25,072,000
Contingency	\$1,602,000	\$0	\$0	\$0	\$0	\$0	\$0	\$1,602,000
Equipment	\$2,576,000	\$0	\$0	\$0	\$0	\$0	\$0	\$2,576,000
Insurance	\$205,000	\$134,713	\$0	\$0	\$0	\$0	\$134,713	\$70,287
Project Management	\$1,087,000	\$0	\$0	\$0	\$0	\$0	\$0	\$1,087,000
Site Services	\$128,000	\$0	\$0	\$0	\$0	\$0	\$0	\$128,000
Temporary Facilities	\$397,000	\$0	\$0	\$0	\$0	\$0	\$0	\$397,000
Testing and Inspection	\$615,000	\$0	\$0	\$0	\$0	\$0	\$0	\$615,000
Other Misc.	\$18,000	\$342	\$0	\$0	\$0	\$0	\$342	\$17,658
Totals:	\$34,317,000	\$144,755	\$10,000	\$89,588	\$0	\$0	\$244,343	\$34,072,657

Project has multiple funding sources as noted on the split budget summary slide.

Golden West College Classroom Improvements Projects

	Estimate	Prior Expenses	1st QTR	2nd QTR	3rd QTR	4th QTR	Actuals	Total Remaining
CI - General Classroom Improvements	\$1,466,293	\$0	\$0	\$0	\$0	\$0	\$0	\$1,466,293
CI - Classroom Refurbishment	\$715,501	\$475,169	\$225,347	\$14,985	\$0	\$0	\$715,501	\$0
CI - Classroom Seating	\$158,935	\$158,935	\$0	\$0	\$0	\$0	\$158,935	\$0
CI - Theater Refurbishment	\$159,271	\$159,271	\$0	\$0	\$0	\$0	\$159,271	\$0
Totals:	\$2,500,000	\$793,375	\$225,347	\$14,985	\$0	\$0	\$1,033,708	\$1,466,293

QUARTERLY REPORT:
October 1, 2018 - December 31, 2018

Golden West College Energy Efficiency Projects

	Estimate	Prior Expenses	1st QTR	2nd QTR	3rd QTR	4th QTR	Actuals	Total Remaining
EE - Energy Efficiency Upgrades	\$17,570	\$17,570	\$0	\$0	\$0	\$0	\$17,570	\$0
EE - Thermal Energy Storage	\$200,000	\$127,523	\$9,825	\$3,275	\$0	\$0	\$140,623	\$59,377
EE - Central Plant Expansion	\$800,000	\$0	\$0	\$0	\$0	\$0	\$0	\$800,000
Totals:	\$1,017,570	\$145,093	\$9,825	\$3,275	\$0	\$0	\$158,193	\$859,377

Golden West College has allocated a total of \$2,537,000 for Energy Efficiency projects.

Orange Coast College Planetarium

Current Phase: In Construction

Architect: Hill Partnership, Inc.

Contractor: M.S.Construction

Project Timeline: February 2013 - April 2018

Construction Manager: Kitchell CEM



Scope: New construction of 10,000-square foot Planetarium. The facility will house a 124-seat Planetarium/Lecture Hall, a Foucault pendulum and an interactive exhibit space.

Status: Project under construction. Pendulum installation complete. Science on a Sphere installed and functional. Interior finishes ongoing. Interior offices and restrooms complete. Furniture delivered and installed. Site hardscape and landscaping ongoing. Grand opening scheduled for March 22nd, 2019.

Orange Coast College Planetarium



Orange Coast College Planetarium

	Estimate	Prior Expenses	1st QTR	2nd QTR	3rd QTR	4th QTR	Actuals	Total Remaining
Architectural & Engineering Svcs.	\$1,425,000	\$1,059,798	\$7,514	\$19,405	\$0	\$0	\$1,086,716	\$338,284
Construction	\$17,192,000	\$13,072,891	\$1,492,897	\$1,842,560	\$0	\$0	\$16,408,349	\$783,651
Contingency	\$353,000	\$0	\$0	\$0	\$0	\$0	\$0	\$353,000
Equipment	\$1,633,000	\$285,344	\$45,839	\$251,548	\$0	\$0	\$582,731	\$1,050,269
Insurance	\$400,000	\$338,027	\$0	\$0	\$0	\$0	\$338,027	\$61,973
Project Management	\$1,250,000	\$976,098	(\$36,738)	\$280,047	\$0	\$0	\$1,219,407	\$30,593
Site Services	\$200,000	\$43,630	\$38,196	\$24,055	\$0	\$0	\$105,881	\$94,119
Temporary Facilities	\$263,000	\$82,540	\$0	\$0	\$0	\$0	\$82,540	\$180,460
Testing and Inspection	\$720,000	\$626,839	\$34,976	\$46,880	\$0	\$0	\$708,695	\$11,305
Other Misc.	\$9,000	\$7,830	\$0	\$0	\$0	\$0	\$7,830	\$1,170
Totals:	\$23,445,000	\$16,492,998	\$1,582,684	\$2,464,495	\$0	\$0	\$20,540,177	\$2,904,823

Q1 credit is the result of late payment submittal being transferred back to FY17/18

Orange Coast College Clark Center

Current Phase: Financial Closing

Architect: OCC Measure M Team

Contractor: J & L Constructors

Project Timeline: April 2018 - July 2018


Construction Manager: OCC Measure M Team



Scope: Phase I: Remodeling of the Clark Center to relocate Reprographics due to Planetarium construction. Phase II: Relocate Bursars Office, Community Education, and Mailroom during the construction of the Student Union project.

Status: Phase I: Complete. Phase II: Complete. Campus users moved in and occupying space.

Orange Coast College Clark Center



QUARTERLY REPORT:
October 1, 2018 - December 31, 2018

Orange Coast College Clark Center

	Estimate	Prior Expenses	1st QTR	2nd QTR	3rd QTR	4th QTR	Actuals	Total Remaining
Architectural & Engineering Svcs.	\$83,450	\$52,890	\$0	\$0	\$0	\$0	\$52,890	\$30,560
Construction	\$560,000	\$470,032	\$37,174	\$51,404	\$0	\$0	\$558,610	\$1,390
Contingency	\$21,150	\$0	\$0	\$0	\$0	\$0	\$0	\$21,150
Equipment	\$153,000	\$69,935	\$54,643	\$0	\$0	\$0	\$124,578	\$28,422
Site Services	\$25,000	\$8,861	\$327	\$3,314	\$0	\$0	\$12,502	\$12,498
Temporary Facilities	\$1,000	\$0	\$519	\$0	\$0	\$0	\$519	\$481
Testing and Inspection	\$25,000	\$2,680	\$0	\$0	\$0	\$0	\$2,680	\$22,320
Other Misc.	\$1000	\$587	\$0	\$0	\$0	\$0	\$587	\$413
Totals:	\$869,600	\$604,985	\$92,664	\$54,718	\$0	\$0	\$752,366	\$117,234

Orange Coast College Maritime Academy Expansion

Current Phase: In Design

Architect: HPI Architecture

Contractor: CM Multi-prime

Project Timeline: February 2015 - April 2021

Construction Manager: Telacu



Scope: Increment I: New construction of a 10,000 square foot training and classroom facility with 37 parking spaces. Increment II: Pedestrian bridge connecting to Sailing Center across Pacific Coast Highway and ADA upgrades to the existing facility.

Status: Increment I & II: DSA approved. Pre-qualification of bid package contractors complete. Bid phase ongoing. Public information session scheduled for April 4th, 2019.

Orange Coast College Maritime Academy Expansion



QUARTERLY REPORT:
October 1, 2018 - December 31, 2018

Orange Coast College Maritime Academy Expansion

	Estimate	Prior Expenses	1st QTR	2nd QTR	3rd QTR	4th QTR	Actuals	Total Remaining
Architectural & Engineering Svcs.	\$1,477,000	\$1,354,348	\$20,085	\$26,663	\$0	\$0	\$1,401,096	\$75,904
Construction	\$13,572,000	\$0	\$0	\$0	\$0	\$0	\$0	\$13,572,000
Contingency	\$204,212	\$0	\$0	\$0	\$0	\$0	\$0	\$204,212
Equipment	\$1,152,000	\$3,821	\$0	\$0	\$0	\$0	\$3,821	\$1,148,179
Escalation	\$1,151,000	\$0	\$0	\$0	\$0	\$0	\$0	\$1,151,000
Insurance	\$1,105,000	\$102,152	\$0	\$0	\$0	\$0	\$102,152	\$1,002,848
Project Management	\$262,000	\$0	\$0	\$0	\$0	\$0	\$0	\$262,000
Site Acquisition	\$1,814,788	\$1,814,788	\$0	\$0	\$0	\$0	\$1,814,788	\$0
Site Services	\$300,000	\$259,924	\$0	\$0	\$0	\$0	\$259,924	\$40,076
Temporary Facilities	\$76,000	\$4,800	\$0	\$0	\$0	\$0	\$4,800	\$71,200
Testing and Inspection	\$362,000	\$0	\$0	\$0	\$0	\$0	\$0	\$362,000
Other Misc.	\$119,000	\$29,947	\$0	\$0	\$0	\$0	\$29,947	\$89,053
Totals:	\$21,595,000	\$3,569,779	\$20,085	\$26,663	\$0	\$0	\$3,616,059	\$17,978,941

Orange Coast College Student Union Complex

Current Phase: In Construction

Architect: tBP Architecture

Contractor: CM Multi-prime

Project Timeline: November 2016 -
December 2020

Construction Manager: C.W. Driver



Scope: The new 160,000 SF Student Union will serve as a hub for student activities and socialization. Situated along Fairview Road, the new 2-building complex will house essential programs to the college campus, including student activities, food services, conference center, and other support programs.

Status: Construction ongoing.

Orange Coast College Student Union Complex



Orange Coast College Student Union Complex

	Estimate	Prior Expenses	1st QTR	2nd QTR	3rd QTR	4th QTR	Actuals	Total Remaining
Architectural & Engineering Svcs.	\$4,417,000	\$3,883,411	\$111,627	\$136,696	\$0	\$0	\$4,131,734	\$285,266
Construction	\$74,897,318	\$1,013,293	\$369,856	\$5,377,561	\$0	\$0	\$6,760,710	\$68,136,608
Contingency	\$3,250,000	\$0	\$0	\$0	\$0	\$0	\$0	\$3,250,000
Equipment	\$4,973,000	\$13,212	\$0	\$0	\$0	\$0	\$13,212	\$4,959,788
Escalation	\$18,490,311	\$0	\$0	\$0	\$0	\$0	\$0	\$18,490,311
Insurance	\$1,125,399	\$985,476	\$122,801	\$0	\$0	\$0	\$1,108,277	\$17,122
Project Management	\$2,877,000	\$336,034	\$210,967	\$437,197	\$0	\$0	\$984,198	\$1,892,802
Site Services	\$1,221,000	\$788,168	\$4,015	\$64,614	\$0	\$0	\$856,796	\$364,204
Temporary Facilities	\$797,000	\$160	\$2,211	\$642	\$0	\$0	\$3,013	\$793,987
Testing and Inspection	\$1,326,000	\$88,180	\$0	\$45,725	\$0	\$0	\$133,905	\$1,192,095
Other Misc.	\$31,000	\$1,523	\$0	\$3,743	\$0	\$0	\$5,266	\$25,734
Totals:	\$113,405,028	\$7,109,457	\$821,476	\$6,066,178	\$0	\$0	\$13,997,111	\$99,407,917

Orange Coast College Kinesiology / Adaptive PE / Aquatics

Current Phase: In Construction

Architect: Little Architecture

Contractor: CM Multi-prime

Project Timeline: April 2017 - April 2021

Construction Manager: C.W. Driver



Scope: Increment I: New Kinesiology/Athletics Phase I project will include a 65 meter competition pool, a 25 meter instructional pool, Kinesiology/Athletics Division office, equipment management, Adaptive PE fitness & aerobics studios, team rooms/locker rooms, and support spaces. Increment II: Upgrades to the existing locker room to consolidate space for the existing gymnasium functions.

Status: Bid package awarded. Construction has begun.

Orange Coast College Kinesiology / Adaptive PE / Aquatics



Orange Coast College Adaptive P/E, Gym & Pool Renovation

	Estimate	Prior Expenses	1st QTR	2nd QTR	3rd QTR	4th QTR	Actuals	Total Remaining
Architectural & Engineering Svcs.	\$2,931,000	\$1,493,225	\$67,650	\$92,505	\$0	\$0	\$1,653,380	\$1,277,620
Construction	\$36,774,699	\$149,877	\$110,093	\$17,398	\$0	\$0	\$277,368	\$36,497,331
Contingency	\$1,246,000	\$0	\$0	\$0	\$0	\$0	\$0	\$1,246,000
Equipment	\$2,554,000	\$0	\$0	\$0	\$0	\$0	\$0	\$2,554,000
Escalation	\$4,546,000	\$0	\$0	\$0	\$0	\$0	\$0	\$4,546,000
Insurance	\$550,000	\$470,854	\$0	\$41,424	\$0	\$0	\$512,278	\$37,722
Project Management	\$869,000	\$141,620	\$22,000	\$22,000	\$0	\$0	\$185,620	\$683,380
Site Services	\$650,000	\$484,145	\$0	\$7,020	\$0	\$0	\$491,165	\$158,835
Temporary Facilities	\$317,000	\$0	\$0	\$0	\$0	\$0	\$0	\$317,000
Testing and Inspection	\$897,000	\$16,890	\$0	\$0	\$0	\$0	\$16,890	\$880,110
Other Misc.	\$14,000	\$441	\$0	\$0	\$0	\$0	\$441	\$13,559
Totals:	\$51,348,699	\$2,757,052	\$199,743	\$180,347	\$0	\$0	\$3,137,142	\$48,211,557

Orange Coast College Language Arts/Social Science Bldg

Current Phase: In Design

Architect: tBP Architecture

Contractor: TBD

Project Timeline: November 2017 - April 2021


Construction Manager: TBD



Scope: The new 107,760 gross SF Language Arts/Social Sciences project will provide a modern and enhanced learning environment for the two educational divisions. The 3-story building will also include support spaces for associated departments.

Status: Construction documents submitted to DSA for review. Selection of construction management firm ongoing.

Orange Coast College Language Arts/Social Science Bldg



Orange Coast College Language/Social Science Bldg

	Estimate	Prior Expenses	1st QTR	2nd QTR	3rd QTR	4th QTR	Actuals	Total Remaining
Architectural & Engineering Svcs.	\$2,360,330	\$684,860	\$146,399	\$1,168,681	\$0	\$0	\$1,999,940	\$360,390
Construction	\$26,781,245	\$0	\$0	\$0	\$0	\$0	\$0	\$26,781,245
Contingency	\$2,167,381	\$0	\$0	\$0	\$0	\$0	\$0	\$2,167,381
Equipment	\$2,626,099	\$0	\$0	\$0	\$0	\$0	\$0	\$2,626,099
Insurance	\$941,619	\$881,618	\$0	\$0	\$0	\$0	\$881,618	\$60,001
Project Management	\$1,007,008	\$0	\$0	\$0	\$0	\$0	\$0	\$1,007,008
Site Services	\$718,698	\$32,343	(\$900)	\$595,650	\$0	\$0	\$627,093	\$91,605
Temporary Facilities	\$367,577	\$0	\$0	\$0	\$0	\$0	\$0	\$367,577
Testing and Inspection	\$711,087	\$0	\$0	\$0	\$0	\$0	\$0	\$711,087
Other Misc.	\$16,956	\$0	\$0	\$0	\$0	\$0	\$0	\$16,956
Totals:	\$37,698,000	\$1,598,821	\$145,499	\$1,764,331	\$0	\$0	\$3,508,651	\$34,189,349

Project has multiple funding sources as noted on the split budget summary slide. OCC will receive an additional \$31,221,000 in state funding. Q1 credit is the result of late payment submittal being transferred back to FY17/18

Orange Coast College Watson Hall Improvements

Current Phase: Ongoing

Architect: OCC Measure M Team

Contractor: N/A

Project Timeline: April 2018 - December 2020

Construction Manager: N/A



Scope: Re-purposing of Watson Hall to provide improved integration of student services, upgrades to wayfinding in both interior and exterior applications, increase of workstation areas to support additions to staffing, and the incorporation of queuing & student waiting areas.

Status: Furniture installation at relocated Outreach office ongoing. Furniture layout plans finalized for Career Resource Center, with installation scheduled for Spring 2019. Preliminary furniture layouts for Counseling. Ongoing programming for remaining student service areas throughout the building.

Orange Coast College Watson Hall Improvements

	Estimate	Prior Expenses	1st QTR	2nd QTR	3rd QTR	4th QTR	Actuals	Total Remaining
Architectural & Engineering Svcs.	\$86,000	\$0	\$0	\$0	\$0	\$0	\$0	\$86,000
Construction	\$492,238	\$33,527	\$15,236	\$14,000	\$0	\$0	\$62,763	\$429,475
Contingency	\$27,000	\$0	\$0	\$0	\$0	\$0	\$0	\$27,000
Equipment	\$40,000	\$7,832	\$0	\$0	\$0	\$0	\$7,832	\$32,168
Totals:	\$645,238	\$41,359	\$15,236	\$14,000	\$0	\$0	\$70,595	\$574,643

Orange Coast College Westside Planning Projects

	Estimate	Prior Expenses	1st QTR	2nd QTR	3rd QTR	4th QTR	Actuals	Total Remaining
WP - Skill Center & Technology Center Improvements	\$750,000	\$0	\$0	\$0	\$0	\$0	\$0	\$750,000
WP - New Classroom & Teaching Spaces	\$850,000	\$0	\$0	\$0	\$0	\$0	\$0	\$850,000
WP - Horticulture Improvements	\$58,000	\$0	\$17,587	\$4,869	\$0	\$0	\$22,456	\$35,544
Totals:	\$1,658,000	\$1,689,077	\$17,587	\$4,869	\$0	\$0	\$22,456	\$1,635,544

Orange Coast College Sustainable Landscape Projects

	Estimate	Prior Expenses	1st QTR	2nd QTR	3rd QTR	4th QTR	Actuals	Total Remaining
SL - Landscape Improvements	\$190,869	\$190,869	\$0	\$0	\$0	\$0	\$190,869	\$0
SL - Campus Interior Signage	\$117,886	\$117,886	\$0	\$0	\$0	\$0	\$117,886	\$0
SL - Bikeways/Skateways	\$12,923	\$0	\$0	\$0	\$0	\$0	\$0	\$12,923
SL - Adams Landscape	\$156,157	\$86,042	\$0	\$25,593	\$0	\$0	\$111,635	\$44,522
SL - Campus Wide Zeroscape	\$20,400	\$20,400	\$0	\$0	\$0	\$0	\$20,400	\$0
Totals:	\$498,235	\$415,197	\$0	\$25,593	\$0	\$0	\$440,790	\$57,445

QUARTERLY REPORT:
October 1, 2018 - December 31, 2018



Orange Coast College Technology Projects

	Estimate	Prior Expenses	1st QTR	2nd QTR	3rd QTR	4th QTR	Actuals	Total Remaining
TECH - Classroom Technology Upgrades	\$547,489	\$547,489	\$0	\$0	\$0	\$0	\$547,489	\$0
TECH - Data Center Consolidation	\$168,074	\$168,074	\$0	\$0	\$0	\$0	\$168,074	\$0
TECH - IT Infrastructure Improvements	\$973,515	\$973,515	\$0	\$0	\$0	\$0	\$973,515	\$0
TECH - Student LAB Remote Access/Connectivity	\$0	\$0	\$0	\$0	\$0	\$0	\$0	\$0
TECH - VoIP Conversion	\$0	\$0	\$0	\$0	\$0	\$0	\$0	\$0
Totals:	\$1,689,078	\$1,689,078	\$0	\$0	\$0	\$0	\$1,689,078	\$0

QUARTERLY REPORT:
October 1, 2018 - December 31, 2018



District Information Technology Projects

	Estimate	Prior Expenses	1st QTR	2nd QTR	3rd QTR	4th QTR	Actuals	Total Remaining
TECH - Active Dir, Exch.and SharePoint	\$977,646	\$977,646	\$0	\$0	\$0	\$0	\$977,646	\$0
TECH - Appl Software for Int'l Stdts	\$342,500	\$342,500	\$0	\$0	\$0	\$0	\$342,500	\$0
TECH - Banner Upgrades	\$999,384	\$999,384	\$0	\$0	\$0	\$0	\$999,384	\$0
TECH - Enterprise VDC & Server Consolidation	\$147,897	\$121,014	\$16,908	\$0	\$0	\$0	\$137,921	\$9,976
TECH - Helpdesk Software	\$34,630	\$34,630	\$0	\$0	\$0	\$0	\$34,630	\$0
TECH - MSFT. Ex., Email & Archiving	\$304,008	\$0	\$0	\$0	\$0	\$0	\$0	\$304,008
TECH - VoIP Conversion	\$380,550	\$0	\$0	\$0	\$0	\$0	\$0	\$380,550
Totals:	\$3,186,615	\$2,475,174	\$16,908	\$0	\$0	\$0	\$2,492,082	\$694,534

While \$4,200,000 was originally allocated for District IT projects, \$1,013,385 was reassigned to cover costs related to relocating MDF/Communications rooms at Golden West College.

QUARTERLY REPORT:
October 1, 2018 - December 31, 2018

Measure M Bond Expenditures October 1, 2018 - December 31, 2018

Project	Project Description	Account	Account Description	Second QTR Expenditures
450107	DIS TECH - VoIP Conversion	5899	Other Services	380,550.00
				380,550.00
450199	District Planning/Administration	2130	Classified Longevity	499.98
		2131	Classified Non Instr Contract	62,522.38
		2150	Classified Mgmt Non Instr Contr	28,535.25
		3230	PERS Retirement Non Instr	16,537.13
		3330	OASDI Non Instr	5,650.09
		3360	Medicare Non Instr	1,321.39
		3430	Health and Welfare Non Instr	24,528.00
		3460	Future Retiree Benefits Non Instr	1,825.61
		3530	Unemployment Ins Non Instr	45.47
		3630	Workers Comp Non Instr	1,556.48
		5850	Advertising	236.66
				143,258.44
450204	OCC Maritime Academy Expansion	6202	Bldg Engineering Fees	3,912.23
		6204	Bldg Architect Fees	22,750.70
				26,662.93
450206	OCC Language/Social Sciences	6127	Site Testing and Lab Fees	400.00

Measure M Bond Expenditures October 1, 2018 - December 31, 2018

Project	Project Description	Account	Account Description	Second QTR Expenditures
450206	OCC Language/Social Sciences	6131	Site Agency Fees	595,250.00
		6204	Bldg Architect Fees	1,168,681.13
				1,764,331.13
450207	OCC Adaptive PE, Gym, Pool	5472	Insurance	41,424.00
		6120	Site Improvements	5,898.00
		6126	Site Engineering Fees	18,500.00
		6127	Site Testing and Lab Fees	400.00
		6160	Site Construction Manager	22,000.00
		6204	Bldg Architect Fees	74,005.00
		6214	Bldg Technology Infrastructure	11,500.00
		6269	Building Services	6,620.00
				180,347.00
450208	OCC Planetarium	4315	Supplies Technology	314.63
		4316	Classroom Furniture and Fixtures	119,000.00
		5880	Labor Compliance	8,517.14
		6127	Site Testing and Lab Fees	24,055.00
		6128	Site Architect Fees	19,404.66
		6160	Site Construction Manager	271,530.00

Measure M Bond Expenditures October 1, 2018 - December 31, 2018

Project	Project Description	Account	Account Description	Second QTR Expenditures
450208	OCC Planetarium	6205	Bldg Inspection Consultants	46,880.00
		6214	Bldg Technology Infrastructure	57,000.00
		6254	Building New Construction	1,575,649.00
		6256	Building Installations	209,911.05
		6402	Equipment Capitalized Technology	132,233.35
				2,464,494.83
450218	OCC Student Union Complex	4320	Copy Charges	3,743.27
		5880	Labor Compliance	3,301.00
		6120	Site Improvements	544,619.70
		6121	Sites Supplies	642.44
		6127	Site Testing and Lab Fees	60,421.00
		6131	Site Agency Fees	4,192.50
		6202	Bldg Engineering Fees	8,423.00
		6204	Bldg Architect Fees	128,272.52
		6205	Bldg Inspection Consultants	30,640.00
		6206	Bldg Testing and Lab Fees	15,085.25
		6214	Bldg Technology Infrastructure	35,000.00
		6254	Building New Construction	3,981,376.85

Measure M Bond Expenditures October 1, 2018 - December 31, 2018

Project	Project Description	Account	Account Description	Second QTR Expenditures
450218	OCC Student Union Complex	6256	Building Installations	816,564.00
		6260	Building Construction Manager	433,896.00
				6,066,177.53
450220	OCC Clark Center	5665	Sites Repairs	1,400.00
		6250	Building Improvements	13,836.69
		6256	Building Installations	36,167.42
		6269	Building Services	3,313.68
				54,717.79
450225	OCC Dance	6130	Site Master Plan	26,750.00
				26,750.00
450230	OCC Watson Hall Improvements	6256	Building Installations	14,000.00
				14,000.00
450233	OCC SL - Adams Landscape	6124	Landscaping	5,604.00
		6256	Building Installations	19,989.00
				25,593.00
450235	OCC WP - Horticulture Improvements	6124	Landscaping	4,868.59
				4,868.59
450301	GWC Student Services Center	4318	Office Furniture and Fixtures	3,610.49

Measure M Bond Expenditures October 1, 2018 - December 31, 2018

Project	Project Description	Account	Account Description	Second QTR Expenditures
450301	GWC Student Services Center	6205	Bldg Inspection Consultants	2,028.00
		6256	Building Installations	2,860.77
		6402	Equipment Capitalized Technology	352.50
				8,851.76
450303	GWC Math/Science Building	5880	Labor Compliance	7,618.00
		6127	Site Testing and Lab Fees	130,444.35
		6131	Site Agency Fees	526.00
		6160	Site Construction Manager	462,774.21
		6202	Bldg Engineering Fees	4,200.00
		6204	Bldg Architect Fees	124,251.37
		6205	Bldg Inspection Consultants	64,117.25
		6254	Building New Construction	7,521,008.94
				8,314,940.12
450304	GWC Criminal Justice Training Ctr	6202	Bldg Engineering Fees	5,800.00
				5,800.00
450307	GWC CI-Classroom Refurbishment	4316	Classroom Furniture and Fixtures	6,351.22
		4405	Audio Visual/Computer Workstation	4,661.92
		6250	Building Improvements	3,972.00

Measure M Bond Expenditures October 1, 2018 - December 31, 2018

Project	Project Description	Account	Account Description	Second QTR Expenditures
				14,985.14
450310	GWC Language Arts Complex	6204	Bldg Architect Fees	89,587.92
				89,587.92
450318	GWC Thermal Energy Storage	6202	Bldg Engineering Fees	3,275.00
				3,275.00
450801	CCC Le-Jao Student Resource Ctr	4312	General Supplies	(15.87)
		6204	Bldg Architect Fees	5,186.49
				5,170.62
450802	CCC TECH-Kiosks and Signage	6120	Site Improvements	56,192.25
				56,192.25
450804	CCC College Ctr Student Support Ctr	6127	Site Testing and Lab Fees	750.00
		6204	Bldg Architect Fees	94,651.02
		6250	Building Improvements	7,520.98
				102,922.00
450806	CCC NB Student Support Center	6256	Building Installations	19,292.77
				19,292.77
450999	Dist General Reserves	5841	Investment Svc Charge	33,059.64
				33,059.64

Measure M Bond Expenditures October 1, 2018 - December 31, 2018

Project	Project Description	Account	Account Description	Second QTR Expenditures
460101	District Voice Over IP Project	6402	Equipment Capitalized Technology	190,795.05
				190,795.05
460999	Dist General Reserves	5841	Investment Svc Charge	5,073.74
				5,073.74
Second Quarter Measure M Bond Expenditures				\$20,001,697.25

Measure M Bond Expenditures Inception - December 31, 2018

Project	Project Description	Account	Account Description	Total Expenditures
450101	DIS TECH-Active Dir, Exch&Share Pt	5112	Consultants Indep Contractors	374,960.00
		5699	Software License Fees	236,144.79
		5899	Other Services	14,980.00
		6401	Equipment Capitalized	77,098.68
		6402	Equipment Capitalized Technology	274,462.94
				977,646.41
450102	DIS TECH-Banner Upgrd & Re-arch	5699	Software License Fees	764,064.90
		6412	Equipment Technology	235,319.52
				999,384.42
450103	DIS TECH-Applction Sftwr Int'l Stds	5112	Consultants Indep Contractors	144,000.00
		5699	Software License Fees	162,500.00
		6129	Site Services	36,000.00
				342,500.00
450104	DIS TECH-Helpdesk Software	5112	Consultants Indep Contractors	21,145.80
		5699	Software License Fees	13,483.80
				34,629.60
450105	DIS TECH-Enterprise VDC & Server	5899	Other Services	16,907.50
		6402	Equipment Capitalized Technology	121,013.94

Measure M Bond Expenditures Inception - December 31, 2018

Project	Project Description	Account	Account Description	Total Expenditures
				137,921.44
450107	DIS TECH - VoIP Conversion	5899	Other Services	380,550.00
				380,550.00
450111	Fringe Benefit Clearing	3630	Workers Comp Non Instr	2,957.53
				2,957.53
450199	District Planning/Administration	2130	Classified Longevity	2,639.22
		2131	Classified Non Instr Contract	613,005.68
		2150	Classified Mgmt Non Instr Contr	926,454.33
		3002	Hrly Employee Benefits Holding	(18.26)
		3230	PERS Retirement Non Instr	212,747.25
		3330	OASDI Non Instr	95,423.10
		3360	Medicare Non Instr	22,316.71
		3430	Health and Welfare Non Instr	286,138.00
		3460	Future Retiree Benefits Non Instr	30,790.30
		3530	Unemployment Ins Non Instr	760.78
		3630	Workers Comp Non Instr	26,217.04
		4405	Audio Visual/Computer Workstation	2,166.00
		5112	Consultants Indep Contractors	926,461.00

Measure M Bond Expenditures Inception - December 31, 2018

Project	Project Description	Account	Account Description	Total Expenditures
450199	District Planning/Administration	5699	Software License Fees	4,447.35
		5850	Advertising	3,514.66
		6412	Equipment Technology	1,283.42
				3,154,346.58
450201	OCC IDC Bus, Math, Computing	4316	Classroom Furniture and Fixtures	550,200.50
		4318	Office Furniture and Fixtures	857,865.96
		4320	Copy Charges	13,773.26
		4405	Audio Visual/Computer Workstation	305,355.76
		5472	Insurance	1,138,432.61
		5650	Building Repairs	1,430.25
		5699	Software License Fees	335,878.42
		5880	Labor Compliance	145,208.00
		6120	Site Improvements	17,932.82
		6122	Site Inspections Consult	5,850.00
		6126	Site Engineering Fees	20,355.00
		6127	Site Testing and Lab Fees	232,666.50
		6129	Site Services	5,636.00
		6131	Site Agency Fees	12,849.00

Measure M Bond Expenditures Inception - December 31, 2018

Project	Project Description	Account	Account Description	Total Expenditures
450201	OCC IDC Bus, Math, Computing	6160	Site Construction Manager	23,386.00
		6204	Bldg Architect Fees	844,703.61
		6205	Bldg Inspection Consultants	530,397.50
		6206	Bldg Testing and Lab Fees	294,124.50
		6210	Bldg Hazard Mat and Asbestos Abate	24,935.00
		6214	Bldg Technology Infrastructure	592,900.52
		6250	Building Improvements	96,611.97
		6254	Building New Construction	37,194,171.25
		6260	Building Construction Manager	2,738,507.90
		6269	Building Services	72,031.00
		6411	Equipment	12,223.68
		6412	Equipment Technology	871,499.12
				46,938,926.13
450202	OCC Recycling Center	4316	Classroom Furniture and Fixtures	47,211.83
		4318	Office Furniture and Fixtures	59,898.95
		4320	Copy Charges	285.91
		5472	Insurance	4,469.00
		5850	Advertising	188.50

Measure M Bond Expenditures Inception - December 31, 2018

Project	Project Description	Account	Account Description	Total Expenditures
450202	OCC Recycling Center	5880	Labor Compliance	46,583.00
		6120	Site Improvements	4,698.60
		6122	Site Inspections Consult	2,750.00
		6127	Site Testing and Lab Fees	28,223.00
		6129	Site Services	36,850.00
		6131	Site Agency Fees	17,730.71
		6160	Site Construction Manager	370,405.98
		6202	Bldg Engineering Fees	45,765.00
		6204	Bldg Architect Fees	31,157.81
		6205	Bldg Inspection Consultants	167,420.00
		6206	Bldg Testing and Lab Fees	112,236.25
		6210	Bldg Hazard Mat and Asbestos Abate	2,065.00
		6214	Bldg Technology Infrastructure	72,484.00
		6250	Building Improvements	251,640.25
		6254	Building New Construction	4,929,004.90
		6269	Building Services	925.00
		6402	Equipment Capitalized Technology	15,258.44
				6,247,252.13

Measure M Bond Expenditures Inception - December 31, 2018

Project	Project Description	Account	Account Description	Total Expenditures
450203	OCC SF-Music Modernization	4312	General Supplies	91,947.77
		4316	Classroom Furniture and Fixtures	18,313.48
		6120	Site Improvements	1,782.00
		6124	Landscaping	33,197.00
		6129	Site Services	4,785.00
		6204	Bldg Architect Fees	39,173.75
		6205	Bldg Inspection Consultants	30,880.00
		6250	Building Improvements	395,584.50
		6252	Building Lease Temp Facilities	58,945.40
		6269	Building Services	9,942.25
		6401	Equipment Capitalized	656,956.16
		6411	Equipment	2,511.83
		6412	Equipment Technology	127,098.75
		6421	Equipment Replacement	9,813.63
				1,480,931.52
450204	OCC Maritime Academy Expansion	5472	Insurance	102,151.53
		5746	Legal Expenses	29,469.00
		5831	Postage	8.60

Measure M Bond Expenditures Inception - December 31, 2018

Project	Project Description	Account	Account Description	Total Expenditures
450204	OCC Maritime Academy Expansion	5850	Advertising	469.00
		6110	Land Acquisitions	1,814,787.75
		6127	Site Testing and Lab Fees	147,092.00
		6129	Site Services	4,800.00
		6131	Site Agency Fees	112,832.00
		6202	Bldg Engineering Fees	59,569.54
		6204	Bldg Architect Fees	1,341,526.65
		6411	Equipment	3,820.83
				3,616,526.90
450205	OCC Watson Hall Renovation	4318	Office Furniture and Fixtures	88,501.19
		5112	Consultants Indep Contractors	46,840.00
		6204	Bldg Architect Fees	139,183.44
		6250	Building Improvements	35,403.10
		6269	Building Services	9,472.82
				319,400.55
450206	OCC Language/Social Sciences	5472	Insurance	881,618.36
		6127	Site Testing and Lab Fees	30,042.62
		6131	Site Agency Fees	597,050.00

Measure M Bond Expenditures Inception - December 31, 2018

Project	Project Description	Account	Account Description	Total Expenditures
450206	OCC Language/Social Sciences	6204	Bldg Architect Fees	1,999,940.07
				3,508,651.05
450207	OCC Adaptive PE, Gym, Pool	5112	Consultants Indep Contractors	64,620.00
		5472	Insurance	512,277.69
		5831	Postage	8.51
		5850	Advertising	432.16
		6120	Site Improvements	5,898.00
		6122	Site Inspections Consult	16,890.00
		6126	Site Engineering Fees	23,700.00
		6127	Site Testing and Lab Fees	45,353.99
		6131	Site Agency Fees	439,191.39
		6160	Site Construction Manager	121,000.00
		6204	Bldg Architect Fees	1,629,680.00
		6214	Bldg Technology Infrastructure	230,000.00
		6250	Building Improvements	41,470.00
		6269	Building Services	6,620.00
				3,137,141.74
450208	OCC Planetarium	4312	General Supplies	663.75

Measure M Bond Expenditures Inception - December 31, 2018

Project	Project Description	Account	Account Description	Total Expenditures
450208	OCC Planetarium	4315	Supplies Technology	314.63
		4316	Classroom Furniture and Fixtures	131,373.62
		4320	Copy Charges	756.43
		5112	Consultants Indep Contractors	45,415.00
		5472	Insurance	338,026.76
		5638	Service Maint Agreement	450.00
		5699	Software License Fees	3,280.00
		5746	Legal Expenses	6,624.00
		5880	Labor Compliance	123,398.25
		6120	Site Improvements	35,241.92
		6125	Site Construction Costs	406,321.00
		6127	Site Testing and Lab Fees	78,513.75
		6128	Site Architect Fees	1,067,906.46
		6129	Site Services	82,540.36
		6130	Site Master Plan	25,743.10
		6131	Site Agency Fees	1,624.00
		6160	Site Construction Manager	1,050,594.04
		6202	Bldg Engineering Fees	18,810.00

Measure M Bond Expenditures Inception - December 31, 2018

Project	Project Description	Account	Account Description	Total Expenditures
450208	OCC Planetarium	6205	Bldg Inspection Consultants	434,400.00
		6206	Bldg Testing and Lab Fees	274,295.00
		6210	Bldg Hazard Mat and Asbestos Abate	16,154.38
		6214	Bldg Technology Infrastructure	90,562.34
		6254	Building New Construction	15,648,246.84
		6256	Building Installations	211,822.05
		6401	Equipment Capitalized	77,414.03
		6402	Equipment Capitalized Technology	337,670.85
		6411	Equipment	1,409.37
		6412	Equipment Technology	30,604.79
				20,540,176.72
450209	OCC Parking Structure	5112	Consultants Indep Contractors	23,640.00
		6204	Bldg Architect Fees	20,500.00
				44,140.00
450210	OCC Chemistry Expansion/Renovation	6210	Bldg Hazard Mat and Asbestos Abate	3,740.00
		6250	Building Improvements	29,550.00
				33,290.00

Measure M Bond Expenditures Inception - December 31, 2018

Project	Project Description	Account	Account Description	Total Expenditures
450211	OCC SF-Gym Accoustic Retrofit	6204	Bldg Architect Fees	8,750.00
		6250	Building Improvements	165,509.00
				174,259.00
450212	OCC SF-Sailing Dock Renovation	5112	Consultants Indep Contractors	3,500.00
		6120	Site Improvements	10,977.50
		6126	Site Engineering Fees	15,250.00
		6127	Site Testing and Lab Fees	40,273.65
		6129	Site Services	5,735.60
		6131	Site Agency Fees	42,098.64
		6250	Building Improvements	1,173,733.42
		6260	Building Construction Manager	39,043.38
				1,330,612.19
450213	OCC SF-Campus Interior Signage	6120	Site Improvements	539,319.16
		6126	Site Engineering Fees	12,800.00
		6204	Bldg Architect Fees	63,818.34
		6206	Bldg Testing and Lab Fees	15,545.00
		6250	Building Improvements	33,121.76
				664,604.26

Measure M Bond Expenditures Inception - December 31, 2018

Project	Project Description	Account	Account Description	Total Expenditures
450214	OCC SF-Large Lecture Hall Seating	6250	Building Improvements	231,883.96
		6256	Building Installations	2,987.00
				234,870.96
450215	OCC Solar PV/Adams Parking Lot Impr	6125	Site Construction Costs	4,087,647.86
		6126	Site Engineering Fees	238,380.00
		6131	Site Agency Fees	29,129.87
		6204	Bldg Architect Fees	75,264.51
		6205	Bldg Inspection Consultants	139,340.00
		6206	Bldg Testing and Lab Fees	58,369.50
		6214	Bldg Technology Infrastructure	25,004.00
		6254	Building New Construction	2,216,626.00
		6411	Equipment	2,268.00
				6,872,029.74
450218	OCC Student Union Complex	4320	Copy Charges	3,743.27
		5112	Consultants Indep Contractors	114,967.56
		5472	Insurance	1,108,277.04
		5850	Advertising	1,523.08
		5880	Labor Compliance	3,301.00

Measure M Bond Expenditures Inception - December 31, 2018

Project	Project Description	Account	Account Description	Total Expenditures
450218	OCC Student Union Complex	6120	Site Improvements	544,619.70
		6121	Sites Supplies	802.52
		6122	Site Inspections Consult	88,180.00
		6126	Site Engineering Fees	3,835.20
		6127	Site Testing and Lab Fees	93,349.65
		6129	Site Services	2,210.91
		6131	Site Agency Fees	763,446.50
		6202	Bldg Engineering Fees	9,973.00
		6204	Bldg Architect Fees	4,117,925.34
		6205	Bldg Inspection Consultants	30,640.00
		6206	Bldg Testing and Lab Fees	15,085.25
		6214	Bldg Technology Infrastructure	1,249,332.28
		6254	Building New Construction	3,981,376.85
		6256	Building Installations	985,381.00
		6260	Building Construction Manager	865,929.00
		6401	Equipment Capitalized	13,211.55
				13,997,110.70
450220	OCC Clark Center	4318	Office Furniture and Fixtures	111,189.93

Measure M Bond Expenditures Inception - December 31, 2018

Project	Project Description	Account	Account Description	Total Expenditures
450220	OCC Clark Center	5665	Sites Repairs	1,400.00
		5850	Advertising	587.06
		6121	Sites Supplies	519.18
		6202	Bldg Engineering Fees	13,600.00
		6204	Bldg Architect Fees	39,290.35
		6206	Bldg Testing and Lab Fees	2,680.00
		6210	Bldg Hazard Mat and Asbestos Abate	14,310.00
		6214	Bldg Technology Infrastructure	13,141.00
		6250	Building Improvements	473,227.08
		6256	Building Installations	56,531.69
		6269	Building Services	12,501.84
		6412	Equipment Technology	13,388.21
				752,366.34
450222	OCC Legacy Hall	4316	Classroom Furniture and Fixtures	83,926.73
		4318	Office Furniture and Fixtures	152,096.02
		4320	Copy Charges	200.71
		4405	Audio Visual/Computer Workstation	3,383.90
		6120	Site Improvements	2,592.00

Measure M Bond Expenditures Inception - December 31, 2018

Project	Project Description	Account	Account Description	Total Expenditures
450222	OCC Legacy Hall	6122	Site Inspections Consult	22,100.00
		6131	Site Agency Fees	16,805.06
		6204	Bldg Architect Fees	160,005.65
		6206	Bldg Testing and Lab Fees	1,055.00
		6250	Building Improvements	604,096.37
		6269	Building Services	12,643.36
				1,058,904.80
450225	OCC Dance	6130	Site Master Plan	26,750.00
				26,750.00
450226	OCC TECH-Data Center Consolidation	6412	Equipment Technology	168,073.95
				168,073.95
450230	OCC Watson Hall Improvements	4318	Office Furniture and Fixtures	7,832.36
		6120	Site Improvements	47,597.16
		6250	Building Improvements	1,165.60
		6256	Building Installations	14,000.00
				70,595.12
450233	OCC SL - Adams Landscape	6120	Site Improvements	86,042.00
		6124	Landscaping	5,604.00

Measure M Bond Expenditures Inception - December 31, 2018

Project	Project Description	Account	Account Description	Total Expenditures
450233	OCC SL - Adams Landscape	6256	Building Installations	19,989.00
				111,635.00
450234	OCC SL - Campuswide Zeroscape	6120	Site Improvements	20,400.00
				20,400.00
450235	OCC WP - Horticulture Improvements	6124	Landscaping	4,868.59
		6256	Building Installations	17,587.00
				22,455.59
450293	OCC SL-Landscape Improvements	6120	Site Improvements	139,794.70
		6121	Sites Supplies	1,191.44
		6124	Landscaping	49,882.79
				190,868.93
450294	OCC TECH-IT Infrastructure Imprvmnt	4315	Supplies Technology	5,152.68
		5699	Software License Fees	179,877.00
		6205	Bldg Inspection Consultants	50,700.00
		6402	Equipment Capitalized Technology	624,362.84
		6412	Equipment Technology	113,422.24
				973,514.76
450295	OCC TECH-Classroom Tech Upgrades	4315	Supplies Technology	4,051.00

Measure M Bond Expenditures Inception - December 31, 2018

Project	Project Description	Account	Account Description	Total Expenditures
450295	OCC TECH-Classroom Tech Upgrades	5699	Software License Fees	222,296.00
		6250	Building Improvements	904.27
		6402	Equipment Capitalized Technology	82,192.60
		6411	Equipment	16,133.33
		6412	Equipment Technology	201,664.53
		6421	Equipment Replacement	20,246.77
				547,488.50
450296	OCC SF-Security, Access, Surveillance	6250	Building Improvements	59,752.00
				59,752.00
450297	OCC SF-EMS Upgrades	6250	Building Improvements	1,432,949.67
				1,432,949.67
450298	OCC Energy Efficiency Upgrades	6120	Site Improvements	689,903.62
		6250	Building Improvements	3,202,305.62
				3,892,209.24
450299	OCC Planning/Administration	4320	Copy Charges	650.62
		5112	Consultants Indep Contractors	1,187,247.25
		5831	Postage	6.06
		6126	Site Engineering Fees	60,627.50

Measure M Bond Expenditures Inception - December 31, 2018

Project	Project Description	Account	Account Description	Total Expenditures
450299	OCC Planning/Administration	6128	Site Architect Fees	152,008.40
		6129	Site Services	3,116.93
		6401	Equipment Capitalized	16,144.38
		6411	Equipment	23,247.79
				1,443,048.93
450301	GWC Student Services Center	4312	General Supplies	7,612.50
		4315	Supplies Technology	24,217.28
		4316	Classroom Furniture and Fixtures	183,106.02
		4318	Office Furniture and Fixtures	1,022,167.19
		4320	Copy Charges	6,937.11
		4405	Audio Visual/Computer Workstation	168,264.12
		5472	Insurance	508,765.71
		5638	Service Maint Agreement	1,447.49
		5831	Postage	235.29
		5880	Labor Compliance	95,948.00
		6120	Site Improvements	51,485.00
		6125	Site Construction Costs	1,528,221.89
		6127	Site Testing and Lab Fees	60,465.00

Measure M Bond Expenditures Inception - December 31, 2018

Project	Project Description	Account	Account Description	Total Expenditures
450301	GWC Student Services Center	6129	Site Services	27,680.00
		6131	Site Agency Fees	179,079.00
		6160	Site Construction Manager	2,711,221.00
		6204	Bldg Architect Fees	1,861,998.23
		6205	Bldg Inspection Consultants	430,579.00
		6206	Bldg Testing and Lab Fees	448,970.71
		6210	Bldg Hazard Mat and Asbestos Abate	13,560.00
		6214	Bldg Technology Infrastructure	37,210.63
		6254	Building New Construction	25,381,470.09
		6256	Building Installations	52,940.28
		6269	Building Services	33,789.00
		6402	Equipment Capitalized Technology	81,071.04
		6411	Equipment	1,207.34
		6412	Equipment Technology	410,412.76
				35,330,061.68
450302	GWC Campus Safety/Commu Edu Bldg	4318	Office Furniture and Fixtures	95,860.20
		4320	Copy Charges	1,032.60
		5880	Labor Compliance	39,316.00

Measure M Bond Expenditures Inception - December 31, 2018

Project	Project Description	Account	Account Description	Total Expenditures
450302	GWC Campus Safety/Commu Edu Bldg	6120	Site Improvements	5,330.00
		6126	Site Engineering Fees	30,200.00
		6127	Site Testing and Lab Fees	130,098.75
		6129	Site Services	26,161.73
		6131	Site Agency Fees	15,033.65
		6204	Bldg Architect Fees	330,191.87
		6205	Bldg Inspection Consultants	141,842.00
		6210	Bldg Hazard Mat and Asbestos Abate	1,715.00
		6214	Bldg Technology Infrastructure	76,564.99
		6254	Building New Construction	5,547,648.00
		6401	Equipment Capitalized	11,199.60
		6411	Equipment	3,307.22
		6412	Equipment Technology	21,049.63
				6,476,551.24
450303	GWC Math/Science Building	4320	Copy Charges	5,734.88
		5472	Insurance	1,284,503.26
		5650	Building Repairs	2,660.00
		5831	Postage	164.92

Measure M Bond Expenditures Inception - December 31, 2018

Project	Project Description	Account	Account Description	Total Expenditures
450303	GWC Math/Science Building	5880	Labor Compliance	87,607.00
		6120	Site Improvements	1,760.00
		6126	Site Engineering Fees	38,000.00
		6127	Site Testing and Lab Fees	883,651.66
		6128	Site Architect Fees	1,921,658.40
		6131	Site Agency Fees	468,678.00
		6160	Site Construction Manager	3,334,772.04
		6202	Bldg Engineering Fees	30,599.35
		6204	Bldg Architect Fees	1,832,451.70
		6205	Bldg Inspection Consultants	345,290.85
		6210	Bldg Hazard Mat and Asbestos Abate	40,386.85
		6250	Building Improvements	31,915.00
		6254	Building New Construction	34,645,365.78
		6256	Building Installations	6,180.00
		6269	Building Services	12,364.00
				44,973,743.69
450304	GWC Criminal Justice Training Ctr	4312	General Supplies	4,386.20
		4315	Supplies Technology	8,747.27

Measure M Bond Expenditures Inception - December 31, 2018

Project	Project Description	Account	Account Description	Total Expenditures
450304	GWC Criminal Justice Training Ctr	4316	Classroom Furniture and Fixtures	271,980.30
		4318	Office Furniture and Fixtures	317,786.24
		4320	Copy Charges	757.09
		4405	Audio Visual/Computer Workstation	263,737.01
		5472	Insurance	8,427.00
		5638	Service Maint Agreement	505.21
		5699	Software License Fees	2,346.66
		5880	Labor Compliance	70,064.00
		6120	Site Improvements	17,464.44
		6127	Site Testing and Lab Fees	33,560.00
		6128	Site Architect Fees	2,023,943.67
		6131	Site Agency Fees	73,487.92
		6202	Bldg Engineering Fees	29,320.00
		6205	Bldg Inspection Consultants	192,894.00
		6206	Bldg Testing and Lab Fees	281,419.00
		6210	Bldg Hazard Mat and Asbestos Abate	750.00
		6214	Bldg Technology Infrastructure	11,975.00
		6250	Building Improvements	1,006,250.00

Measure M Bond Expenditures Inception - December 31, 2018

Project	Project Description	Account	Account Description	Total Expenditures
450304	GWC Criminal Justice Training Ctr	6254	Building New Construction	21,424,448.13
		6256	Building Installations	5,642.50
		6269	Building Services	10,516.87
		6402	Equipment Capitalized Technology	121,282.69
		6411	Equipment	8,564.00
		6412	Equipment Technology	270,815.17
				26,461,070.37
450305	GWC Elevator Repair/Replacement	5650	Building Repairs	292,667.00
		6250	Building Improvements	41,560.80
				334,227.80
450306	GWC CI-Classroom Seating	4316	Classroom Furniture and Fixtures	76,042.63
		6256	Building Installations	82,892.52
				158,935.15
450307	GWC CI-Classroom Refurbishment	4316	Classroom Furniture and Fixtures	24,557.71
		4405	Audio Visual/Computer Workstation	163,022.50
		6250	Building Improvements	463,398.65
		6256	Building Installations	20,710.68
		6401	Equipment Capitalized	27,025.89

Measure M Bond Expenditures Inception - December 31, 2018

Project	Project Description	Account	Account Description	Total Expenditures
450307	GWC CI-Classroom Refurbishment	6402	Equipment Capitalized Technology	15,310.20
		6412	Equipment Technology	1,475.50
				715,501.13
450308	GWC Rehab Center Remodel	4312	General Supplies	2,168.88
		5650	Building Repairs	6,685.00
		6120	Site Improvements	16,465.00
		6127	Site Testing and Lab Fees	400.00
		6206	Bldg Testing and Lab Fees	750.00
		6250	Building Improvements	126,385.24
		6401	Equipment Capitalized	29,178.49
		6411	Equipment	45,204.24
		6412	Equipment Technology	5,381.67
				232,618.52
450309	GWC Campuswide Wayfinding/Signage	6126	Site Engineering Fees	3,200.00
		6204	Bldg Architect Fees	136,529.03
				139,729.03
450310	GWC Language Arts Complex	5472	Insurance	134,712.57
		5850	Advertising	342.44

Measure M Bond Expenditures Inception - December 31, 2018

Project	Project Description	Account	Account Description	Total Expenditures
450310	GWC Language Arts Complex	6204	Bldg Architect Fees	109,287.92
				244,342.93
450316	GWC Math & Science Improvements	6250	Building Improvements	445,716.00
				445,716.00
450317	GWC MDF/Communication Relocation	4320	Copy Charges	214.79
		5112	Consultants Indep Contractors	66,835.00
		5638	Service Maint Agreement	66,875.00
		5699	Software License Fees	22,836.60
		6120	Site Improvements	4,589.00
		6126	Site Engineering Fees	1,000.00
		6127	Site Testing and Lab Fees	10,435.00
		6131	Site Agency Fees	7,534.94
		6202	Bldg Engineering Fees	166,400.00
		6205	Bldg Inspection Consultants	11,926.00
		6210	Bldg Hazard Mat and Asbestos Abate	12,625.00
		6214	Bldg Technology Infrastructure	2,322,877.98
		6250	Building Improvements	120,648.90
		6254	Building New Construction	24,212.50

Measure M Bond Expenditures Inception - December 31, 2018

Project	Project Description	Account	Account Description	Total Expenditures
450317	GWC MDF/Communication Relocation	6402	Equipment Capitalized Technology	297,551.10
				3,136,561.81
450318	GWC Thermal Energy Storage	5850	Advertising	387.78
		6126	Site Engineering Fees	13,100.00
		6127	Site Testing and Lab Fees	22,685.00
		6202	Bldg Engineering Fees	104,450.00
				140,622.78
450319	GWC CI-Theater Refurbishment	4316	Classroom Furniture and Fixtures	73,745.39
		6250	Building Improvements	66,441.10
		6256	Building Installations	19,085.00
				159,271.49
450394	GWC TECH-IT Infrastructure Imprvmnts	6214	Bldg Technology Infrastructure	63,855.00
		6402	Equipment Capitalized Technology	98,547.32
		6411	Equipment	23,674.40
				186,076.72
450395	GWC TECH-Classroom Tech Upgrades	6412	Equipment Technology	1,290,746.33
				1,290,746.33

Measure M Bond Expenditures Inception - December 31, 2018

Project	Project Description	Account	Account Description	Total Expenditures
450396	GWC Security&Access Infrastructure	4320	Copy Charges	72.70
		6120	Site Improvements	31,112.00
		6131	Site Agency Fees	24,190.38
		6202	Bldg Engineering Fees	147,950.00
		6205	Bldg Inspection Consultants	41,942.00
		6250	Building Improvements	2,901,131.92
		6256	Building Installations	36,992.29
		6402	Equipment Capitalized Technology	15,840.56
				3,199,231.85
450398	GWC Energy Efficiency Upgrades	5112	Consultants Indep Contractors	7,495.00
		6250	Building Improvements	10,075.20
				17,570.20
450399	GWC Planning/Administration	5112	Consultants Indep Contractors	260,281.77
		5831	Postage	81.81
		5850	Advertising	2,296.89
		6121	Sites Supplies	6,070.08
		6126	Site Engineering Fees	17,500.00
		6128	Site Architect Fees	34,193.10

Measure M Bond Expenditures Inception - December 31, 2018

Project	Project Description	Account	Account Description	Total Expenditures
				320,423.65
450801	CCC Le-Jao Student Resource Ctr	2339	Class Hrly Overtime	4,673.64
		3330	OASDI Non Instr	281.22
		3360	Medicare Non Instr	65.76
		3530	Unemployment Ins Non Instr	2.28
		3630	Workers Comp Non Instr	79.45
		4312	General Supplies	931.36
		4315	Supplies Technology	1,319.89
		4318	Office Furniture and Fixtures	201,247.34
		4320	Copy Charges	593.08
		4405	Audio Visual/Computer Workstation	7,412.80
		5650	Building Repairs	512.00
		5682	Equipment Rental and Leases	665.55
		6121	Sites Supplies	1,782.94
		6122	Site Inspections Consult	1,900.00
		6125	Site Construction Costs	14,970.00
		6127	Site Testing and Lab Fees	8,505.00
		6131	Site Agency Fees	32,823.20

Measure M Bond Expenditures Inception - December 31, 2018

Project	Project Description	Account	Account Description	Total Expenditures
450801	CCC Le-Jao Student Resource Ctr	6204	Bldg Architect Fees	410,939.90
		6205	Bldg Inspection Consultants	189,560.00
		6206	Bldg Testing and Lab Fees	81,875.50
		6214	Bldg Technology Infrastructure	26,663.25
		6250	Building Improvements	171,728.65
		6254	Building New Construction	2,676,965.79
		6256	Building Installations	2,278.87
				3,837,777.47
450802	CCC TECH-Kiosks and Signage	6120	Site Improvements	199,932.03
		6204	Bldg Architect Fees	81,598.05
				281,530.08
450804	CCC College Ctr Student Support Ctr	4318	Office Furniture and Fixtures	23,662.92
		5472	Insurance	322,839.30
		6127	Site Testing and Lab Fees	55,333.01
		6131	Site Agency Fees	1,300.00
		6204	Bldg Architect Fees	344,003.18
		6250	Building Improvements	22,910.48
		6412	Equipment Technology	88,678.52

Measure M Bond Expenditures Inception - December 31, 2018

Project	Project Description	Account	Account Description	Total Expenditures
				858,727.41
450805	CCC GG Center Renovation	6250	Building Improvements	74,543.36
				74,543.36
450806	CCC NB Student Support Center	6256	Building Installations	220,477.71
				220,477.71
450810	CCC College Ctr Restroom Renovation	6204	Bldg Architect Fees	40,497.19
		6205	Bldg Inspection Consultants	30,000.00
		6250	Building Improvements	401,636.00
				472,133.19
450811	CCC GG Ctr Solar PV Carports	4320	Copy Charges	108.19
		6120	Site Improvements	11,700.00
		6125	Site Construction Costs	1,699,445.08
		6205	Bldg Inspection Consultants	37,440.00
		6206	Bldg Testing and Lab Fees	14,207.00
				1,762,900.27
450894	CCC TECH-IT Infrastructure Imprvmnt	4315	Supplies Technology	466.74
		6411	Equipment	5,546.21
		6412	Equipment Technology	1,191,052.20

Measure M Bond Expenditures Inception - December 31, 2018

Project	Project Description	Account	Account Description	Total Expenditures
				1,197,065.15
450895	CCC TECH-Classroom Tech Upgrades	4315	Supplies Technology	15,894.72
		4405	Audio Visual/Computer Workstation	24,972.48
		6402	Equipment Capitalized Technology	20,499.77
		6411	Equipment	(365,585.46)
		6412	Equipment Technology	1,704,233.49
				1,400,015.00
450898	CCC Energy Efficiency Upgrades	6205	Bldg Inspection Consultants	3,500.00
		6206	Bldg Testing and Lab Fees	2,695.75
		6250	Building Improvements	752,318.30
				758,514.05
450899	CCC Planning/Administration	4320	Copy Charges	72.00
		5112	Consultants Indep Contractors	41,921.44
		5831	Postage	8.51
				42,001.95
450999	Dist General Reserves	5746	Legal Expenses	1,146,584.58
		5841	Investment Svc Charge	2,301,192.39
				3,447,776.97

Measure M Bond Expenditures Inception - December 31, 2018

Project	Project Description	Account	Account Description	Total Expenditures
460101	District Voice Over IP Project	6214	Bldg Technology Infrastructure	44,500.00
		6402	Equipment Capitalized Technology	1,150,382.61
				1,194,882.61
460999	Dist General Reserves	5746	Legal Expenses	336,433.54
		5841	Investment Svc Charge	2,171,909.35
				2,508,342.89
Measure M Bond Expenditures				\$267,960,562.88