



**2024-25 EDITION**

# California Community Colleges Compendium of Allocations and Resources

California Community Colleges Chancellor's Office | Sonya Christian, Chancellor

# 2024-25 California Community Colleges Compendium of Allocations and Resources

---

---

Prepared By **California Community Colleges Chancellor's Office**

**Offices of Institutional Supports and Success and Equitable Student Learning,  
Experience and Impact**

## Table of Contents

2024-25 CALIFORNIA COMMUNITY COLLEGES COMPENDIUM OF ALLOCATIONS AND RESOURCES.....	2
TABLE OF CONTENTS .....	3
INTRODUCTION .....	7
BUDGET NEWS AND JOINT ANALYSIS .....	9
UPDATES FEATURED IN THIS EDITION .....	10
APPORTIONMENTS – STUDENT CENTERED FUNDING FORMULA.....	11
State General Apportionment – Student Centered Funding Formula (SCFF) .....	12
CAPITAL OUTLAY AND CONSTRUCTION.....	15
Affordable Student Housing.....	16
CATEGORICAL PROGRAMS.....	20
African American Male Education Network Development (A2Mend) Program .....	21
Apprenticeship Allowance Related and Supplemental Instruction (RSI) .....	25
Asian American, Native Hawaiian and Pacific Islander (AANHPI) Student Achievement Program.....	29
Basic Needs Center.....	34
California Adult Education Program (CAEP) .....	41
California College Promise Program .....	51
CalWORKs.....	58
Campus Childcare Tax Bailout.....	68
Classified Employee Summer Assistance Program .....	70
Common Course Numbering.....	73
Community College Pathway To Law School Initiative (Cal Law).....	80
Cooperative Agencies Resource for Education (CARE) .....	83

Culturally Responsive Pedagogy and Practices (CRPP) Grants .....	90
Dream Resource Liaisons Support Funds (UndocuLiaison).....	96
Disabled Student Programs and services (DSPS) .....	102
Economic & Workforce Development Program – Centers of Excellence.....	109
Economic & Workforce Development Program – Employer Engagement .....	112
Equal Employment Opportunity – Innovative Best Practices Grants .....	115
Equitable Placement and Completion Grant Program .....	119
Extended Opportunity Programs and Services (EOPS).....	128
Financial Aid Technology .....	136
Foster and Kinship Care Education (FKCE) .....	142
Full-Time Faculty Hiring Funds.....	146
Guided Pathways.....	152
High Road Construction Career Partnerships Grants .....	155
Hire UP Pilot Program .....	158
Homeless and Housing Insecurity Program .....	161
LGBTQ+.....	164
Local and Systemwide Technology Data Security Funding.....	171
Maintenance Allowance .....	174
Mathematics, Engineering and Science Achievement (MESA) Program .....	176
Mental Health Program .....	182
Middle College High School (MCHS) .....	189
NextUp.....	192
Nursing Enrollment Growth and Retention Program Grant.....	200
Part-Time Faculty Compensation.....	203



Part-Time Faculty Health Insurance .....	209
Part-Time Faculty Office Hours .....	212
Perkins V: 1B-Grants Allocations .....	214
Perkins V: Postsecondary Allocations.....	217
Regional Equity and Recovery Partnership (RERP) Grants .....	222
Rising Scholars Network – 1.0 .....	229
Rising Scholars Network – Juvenile Justice Grant.....	233
Rising Scholars Network – Textbooks/Digital Course Content (RSN-TDCC) .....	237
Strong Workforce Program.....	239
Student Equity and Achievement Program .....	252
Student Financial Aid Administration (SFAA), Board Financial Aid Program (BFAP 2%) & One-time SFAA Funding.....	258
Student Success Completion Grant (SSCG).....	266
Student Transfer Achievement Reform Act of 2021 (AB 928).....	273
Veteran Resource Center .....	275
Zero Textbook Cost Degree Grant Program.....	282
GUIDANCE TO BE RELEASED SOON .....	291
English Language Learner (ELL) Healthcare Pathways.....	291
Rebuilding Nursing Infrastructure Grant Program .....	291
ACCOUNTING ADVISORIES.....	292
Reappropriation of Strong Workforce Program and Student Success Completion Grant Funds.....	293
Spending Flexibility and Reductions to Physical Plant and Instructional Support and Retention and Enrollment Outreach Funds.....	295
APPENDICES.....	297

Appendix A: Effective Use of Proposition 98 Funds and Impact to Categorical Funds .	298
Appendix B: Summary of Categorical Program Accounting .....	304
CONNECT WITH US.....	324

# Introduction

## 2024-25 Compendium of Allocations and Resources

On behalf of the entire team at the California Community Colleges Chancellor's Office (Chancellor's Office), we are pleased to release the 2024-25 Compendium of Allocations and Resources (the Compendium). The 2024-25 Compendium reflects the incredible progress, of California's community colleges, as well as the investments and opportunities for our students.

While the enactment of the 2024 Budget Act included widespread reductions, Governor Newsom and the Legislature largely protected the California Community Colleges, demonstrating their continued belief in and commitment to Vision 2030 - a framework for bold and thoughtful action to support our students, our communities and our planet. The spending plan focuses on stability in the context of a significant budget deficit and includes no major core reductions to programs or services. State budget resources by way of the Student-Centered Funding Formula and categorical program funding provide support to students to improve educational outcomes, reduce equity, achievement and regional gaps, to address basic needs such as food and housing insecurity, and to help increase college affordability. These investments allow California community colleges to keep pace with inflation while advancing strategies around educational equity and economic mobility.

The Compendium and the funding allocation tables contained within provide comprehensive information about ongoing and new 2024-25 funding allocations. A complete list can be found in the [Table of Contents](#). The Chancellor's Office is currently finalizing funding methodologies for other newly funded programs and will release guidance and allocations as they become available.

## Data-informed Planning and Continuous Improvement

As we move forward, it is important that we collectively - as a system, districts and colleges - take an evidence-based approach to engage in local planning and continuous improvement towards advancing student outcomes and reducing equity and achievement gaps. Colleges should rely on the available system and local data (e.g., [LaunchBoard](#), [Student Centered Funding Formula Dashboard](#)), research findings, survey results, qualitative data and trends they observe to identify local equity gaps, student friction points and improvement priorities. Fundamentally, colleges should center their work on the student experience and commit to dismantling inequitable structures that create undue burdens and hinder student success. Colleges can leverage the Guided Pathways framework and engage leaders across instruction, wraparound services, budgeting and administration, and general operations in an iterative design process to maximize available resources towards priority-aligned advancements at the local level.

## **Student-centered Support Infrastructure and Leveraging Funding Sources**

To meet the diverse needs of our students, we need to transform our service delivery from separate programs to a student-centered support infrastructure that combines equitable structural design and high touch interventions. Categorical programs are important institutional resources that support the success of special student populations. Although many of the categorical programs have spending requirements and restrictions as well as reporting requirements, where allowed, colleges should acknowledge the intersecting identities of students and consider leveraging multiple funding sources to address students' shared needs. Leveraging funding sources not only facilitates the coordinated service delivery among programs but also maximizes resources for students with the greatest need and eliminate equity gaps. Most importantly, cross-program conversations on funding and service delivery create opportunities for institutional leaders to engage in structural redesigns that focus on shifting burdens from students to institutions and reducing the negative impacts of social determinants of educational success have on student outcomes.

**Sonya Christian, Chancellor**

### **INNOVATION, DATA, EVIDENCE AND ANALYTICS OFFICE**

Executive Vice Chancellor **John Hetts**

Vice Chancellor **Valerie Lundy-Wagner**, Digital Innovation and Infrastructure

Vice Chancellor **Erik Cooper**, Workforce and Research

Visiting Executive **Craig Hayward**, Strategic Research and Innovative Design

### **EQUITABLE STUDENT LEARNING, EXPERIENCE AND IMPACT OFFICE**

**Rebecca Ruan-O'Shaughnessy**, Vice Chancellor – Student Services

**John Stanskas**, Vice Chancellor – Academic Affairs

**Anthony Cordova**, Vice Chancellor, Workforce & Economic Development

### **INSTITUTIONAL SUPPORTS AND SUCCESS OFFICE**

Vice Chancellor **David O'Brien**, Government Relations

Vice Chancellor **Wrenna Finche**, College Finance and Facilities

### **PEOPLE AND CULTURE OPERATIONS OFFICE**

Chief **Tiffany Argento**

### **OFFICE OF GENERAL COUNSEL**

Interim General Counsel **Kathy Lynch**


### **OFFICE OF COMMUNICATIONS AND MARKETING**

Vice Chancellor **Paul Feist**



## Budget News and Joint Analysis

Throughout the annual budget cycle, the Chancellor's Office, Association of Chief Business Officials, Association of California Community College Administrators and the Community College League of California produce a Joint Analysis to summarize major funding proposals and budget details. This Joint Analysis is updated at the release of the governor's proposed budget, the May revision to the budget and after the enacted budget is signed by the governor. Updates are also published as trailer bills are finalized. You can find the most recent Joint Analysis as well as prior publications on the Chancellor's Office [Budget News webpage](#).



## Updates Featured in This Edition

[African American Male Education Network Development \(A2MEND\) Program](#)

[Apprenticeship Allowance Related and Supplemental Instruction \(RSI\)](#)

[California Adult Education Program \(CAEP\)](#)

[California Apprenticeship Initiative \(CAI\) New and Innovative Grant Program](#)

[California College Promise Program](#)

[Culturally Responsive Pedagogy and Practices \(CRPP\) Grants](#)

[Economic & Workforce Development Program – Centers of Excellence](#)

[Economic & Workforce Development Program – Employer Engagement](#)

[Equal Employment Opportunity – Innovative Best Practices Grants](#)

[Equitable Placement and Completion Grant Program](#)

[Foster and Kinship Care Education \(FKCE\)](#)

[Guided Pathways](#)

[Mathematics, Engineering and Science Achievement \(MESA\) Program](#)

[Nursing Enrollment and Retention Growth Program Grant](#)

[Perkins V: 1B-Grants Allocations](#)

[Return to Title IV Reimbursement](#)

[Strong Workforce Program](#)

# **Apportionments – Student Centered Funding Formula**

## STATE GENERAL APPORTIONMENT – STUDENT CENTERED FUNDING FORMULA (SCFF)

### SCFF General Background

The SCFF consists of three principal components – the base allocation, supplemental allocation and student success allocation with the following parameters:

- The base allocation: consisting of 1) the basic allocation which relies on college and center size based on prior year data, and 2) the Full Time Equivalent Student (FTES) allocation which is based on current year FTES enrollment and a three-year average for credit FTES.
- The supplemental allocation is based on prior year data.
- The student success allocation is based on an average of three prior years of data.

Allocation	Description	Data
Base (Basic Allocation)	Colleges, State Approved & Grandparented Centers	Prior Year (PY) FTES by college and center
Base (FTES Allocation)	Credit, Incarcerated Credit, Special Admit Credit, CDCP, Noncredit Students	Current Year (CY) FTES 3-year average (PPY, PY, CY) for Credit FTES
Supplemental	AB 540 Students, California College Promise Grant Recipients, Pell Grant Recipients	PY headcount
Student Success	Associate Degrees for Transfer, Associate Degrees, Baccalaureate Degrees, Credit Certificates, Transfer Level Math and English, Transfer to a 4-year University, 9 or More CTE Units, Regional Living Wage. Additional revenue if metrics are achieved by Pell Grant or Promise Grant recipient.	3-year average (PPPY, PPY, PY) metric data

### Apportionment Cycles and Payment Percentages

Generally, the Chancellor's Office certifies apportionments three times per year with the Advance Apportionment (AD) released in July, First Principal (P1) and Recalculation (R1) in February, and Second Principal (P2) in June. Additional certification revisions are completed as necessary. The timeline and payment percentages are as follows:

Advance (AD) Apportionment and Memo - July



- **Monthly Payment Percentages:**

- July 8%
- August 8%
- September 12%
- October 10%
- November 9%
- December 5%
- January 8%

#### First Principal (P1) Apportionment and Memo - February

- **Monthly Payment Percentages:**

- February 8%
- March 8%
- April 8%
- May 8%

#### Second Principal (P2) Apportionment and Memo - June

- **Monthly Payment percentages:**

- June 8%

#### Recalculation (R1) and Memo processed with P1 – February

### **Overview of Apportionment Exhibits**

**Exhibit A:** Detailed monthly payment schedule by districts which includes the total amount certified and the total monthly payment to each program.

**Exhibit B4:** Detailed monthly payment schedule by county which includes the total amount certified and the total monthly payment to each district.

**Exhibit D:** Detailed payment schedule by districts which includes the total amount certified and the total adjustment amount to each program. This exhibit is used for the Recalculation apportionment cycle only.

**Exhibit C:** SCFF calculation detail by district. Includes funding allocations for State General Fund, Education Protection Account (EPA), and local revenue sources. This exhibit is used for the P1, P2 and R1 apportionment periods.

**Exhibit R:** SCFF Total Computational Revenue and revenues summary sorted in alphabetical order by district. This exhibit is used for the AD apportionment period.

## Contact

For questions regarding the SCFF please email [SCFF@CCCCO.edu](mailto:SCFF@CCCCO.edu). For general questions regarding apportionment payments please email [Apportionments@CCCCO.edu](mailto:Apportionments@CCCCO.edu).

## Additional Resources



The [Apportionment Reports](#) webpage provides the Apportionment Memo and Exhibits for each Apportionment period.



The [Student Centered Funding Formula](#) webpage provides additional information and resources related to the funding formula.



The [Student Centered Funding Formula Dashboards](#) webpage provides access to the SCFF Dashboards: Prior Formula Comparison to SCFF, SCFF Data Trends and Insights, and SCFF Resource Estimator which allows a user to modify assumptions regarding SCFF data to generate projections of SCFF funding levels in future years.

# Capital Outlay and Construction

## AFFORDABLE STUDENT HOUSING

### 2024-25 Update to the Affordable Student Housing Program

As part of the 2024 California Budget Act package, Senate Bill 155 (2024) established a Statewide Lease Revenue Bond (SLRB) as the financing framework to support select affordable student housing projects. This bill authorizes the California State Public Works Board to issue \$804.7M through the SLRB for 13 student housing projects that were approved in the previous two budgets (see Table 1). The budget also includes trailer bill language for the SLRB in Government Code Sections 15820.200 - 15820.206, which details the roles of the State Public Works Board, California Community Colleges Board of Governors and participating colleges as well as the required operating agreements between these entities for each project.

The Chancellor's Office is continuing to work with state and community college leaders to implement the SLRB financing framework and provide details about the funding transition from the former grant program to the SLRB, bond preparation work, interim financing, operating agreements and bond compliance. Please stay tuned for updates as details are finalized.

### No New Affordable Student Housing Projects Approved in 2024-25 California Budget Act

The 2024-25 California Budget Act did not approve new Affordable Student Housing project proposals, which were submitted by California community colleges for the Round 3 application cycle. During the Round 3 application cycle, the Student Housing Unit received and evaluated 30 proposals and recommended a ranked and scored list of proposals to California Legislature for their final selection.

### Affordable Student Housing Program Background

As part of the 2021-22 California Budget package, the Postsecondary Education Trailer Bill, Senate Bill 169 (2021), established the Higher Education Student Housing and Capacity Expansion Grant Program as well as codified it in California Education Code sections 17200-17203.5. The California Community Colleges refer to the Higher Education Student Housing and Capacity Expansion Grant Program as the Affordable Student Housing Program. This program was intended to support the construction of affordable student housing across the three public higher education segments and originally provided California community colleges the opportunity to apply for student housing grants.

The first round of grant applications was submitted by districts to the California Department of Finance (DOF) in October 2021. The DOF subsequently reviewed these applications, and they selected 12 construction grants and 70 planning grants. As part of



the 2022-23 California Budget package, these grants were awarded in the Higher Education Trailer Bill, Assembly Bill 183 (2022). The California Community Colleges received a total of \$564.5 million for Affordable Student Housing grants, \$546.6 million was awarded for construction grants and \$17.9 million for planning grants. In addition, AB 183 transferred the administration of the Affordable Student Housing Grant Program from the DOF to the Chancellor's Office. The Chancellor's Office Student Housing Unit provides program oversight.

As part of the 2023-24 California Budget Act package, Senate Bill 117 (2023) eliminated the California General Fund appropriation for the Affordable Student Housing construction grants. Intersegmental student housing projects between California community colleges and University of California (UC) or California State University (CSU) partners housing are designated to be funded through revenue bonds issued by UC or CSU's system offices. Amendments to the 2023-24 California Budget Act included Senate Bill 104 (2023) and Senate Bill 142 (2023), which provided the following:

- 1) Ongoing annual rental subsidies for the provision of affordable student housing rental rates for approved community college projects.
- 2) A commitment to identify a statewide lease revenue bond or other statewide financing or fiscal approach be developed and included to support California community college affordable student housing projects.

During the development of the 2024-25 California Budget, DOF identified the SLRB financing framework as the state's funding solution. In addition, due to the advanced status of the development of Napa Valley College and Santa Rosa Junior College's housing projects, they were state funded but not included in the SLRB.

### **Field Act Exemption for Residential Housing and SB 155**

Effective January 2024, residential housing for students and workforce will be exempt from the Division of the State Architect (DSA) Field Act review. The Field Act required all community college facilities, broadly defined as "school buildings," to undergo DSA Field Act review. Enacted in July 2023, Assembly Bill 358 (2023) amended California Education Code § 81050.5 and Government Code § 4454.5 to exclude residential housing from the school buildings definition. Districts' residential housing for students and workforce may still receive DSA review upon request. In alignment with AB 358, SB 155 denotes DSA plan review as optional and State Fire Marshal review is required. For more information, please also see DSA's policy language for Community College Student Housing Projects Submitted to DSA, PL 24-01.

## Reporting Requirements

California Education Code (EDC) requires districts with state approved Affordable Student Housing construction projects to annually report the following:

EDC § 17201(1)(i)(B) – Requires annual reporting for state approved Affordable Student Housing construction projects from the time of the receipt of funds to completion of construction.

EDC § 17201(1)(i)(C) – Requires annual reporting for state approved Affordable Student Housing construction projects from the year immediately following completion, for a five-year period.

EDC § 66014.6 – Requires each campus that provides campus-owned, campus-operated, or campus-affiliated student housing to post housing stock and student veterans information on its external and internal internet websites, at least twice each academic year. This requirement applies to all colleges with student housing, state-supported Affordable Student Housing and locally supported student housing.

This year, the Chancellor’s Office will contact colleges required to report to request this information. In the future, reports must be reported using the statewide online facilities planning tool, Facilities Utilization, Space Inventory Option Net (FUSION).

## Contact

For questions, please contact Ronnie Slimp, Director of Student Housing, at [RSlimp@CCCCO.edu](mailto:RSlimp@CCCCO.edu)

## Additional Resources



[CCC Affordable Student Housing Program Website](#)



[FUSION](#)



[CCC Affordable Student Housing State Lease Revenue Bond](#)



[Community College Student Housing Projects Submitted to DSA, PL 24-01](#)

## Community College Student Housing Construction Projects Identified for the Statewide Lease Revenue Bond

District	Budget Yr. of Project Approval	College	Project Funding
State Center	2022-23	Fresno City College	\$34,080,000
Siskiyou Joint	2022-23	College of the Siskiyous	\$32,613,000
Ventura County	2022-23	Ventura College	\$62,923,000
Sierra Joint	2022-23	Sierra College	\$80,497,000
Los Rios	2022-23	Cosumnes River College	\$44,144,000
Compton	2022-23	Compton College	\$80,389,000
Lake Tahoe	2022-23	Lake Tahoe Community College	\$39,369,000
Kern	2022-23	Bakersfield College	\$60,245,000
Santa Clarita	2022-23	College of the Canyons	\$61,858,000
San Diego	2023-24	San Diego City College	\$75,000,000
Cerritos	2023-24	Cerritos College	\$67,995,000
San Mateo County	2023-24	College of San Mateo	\$55,854,000
Redwoods	2023-24	College of the Redwoods	\$28,415,000
<b>Total</b>			<b>\$723,382,000</b>

# Categorical Programs



**AFRICAN AMERICAN MALE EDUCATION NETWORK DEVELOPMENT  
(A²MEND) PROGRAM**

**2024-25 Total Allocation**

\$1,100,000 – Ongoing

**Revenue Recognition**

Restricted, 8690 – Other State Revenues

**2024-25 Funding Formula**

The state budget act A²MEND program allocation is disbursed as a 60/40 split between participating college (Charter) grantees and the A²MEND Organization (Vendor). Charters award includes 60% (\$660,000) of the program allocation disbursed as \$10,000 base award amount plus a proportional share. Vendor award includes the remaining 40% (\$440,000) of the program allocation.

**Purpose of Funds**

Per Senate Bill 101 (Budget Act 2023) these funds are provided for the expansion of A²MEND Charters at up to 50 colleges. Aligned with the Vision 2030 goals, the A²MEND program supports equity in success, equity in access and equity in support by improving academic performance and developing a student support structure for African American male students attending community colleges.

**2024-25 Spending Guidelines**

Expenditures must contribute to improving academic success and the development of a student support structure for African American male students attending a community college.

Funds may be used in accordance with the specifications of the agreement. Please note, funds may not be used for purposes of construction, remodeling or lease of facilities; purchase of equipment; or for programs and activities not eligible for state apportionment.

**Reporting Requirements**

Entity	Reporting Deadline	Reporting Type	Activity Period
Charters	30-days after the end of the academic term	MIS	Each Academic Term
Charters	March 31, 2024	Progress Report	Jan. 1, 2023 - March 31, 2024
Charters	June 30, 2024	Final Report	Jan. 1, 2023 - June 30, 2024

Entity	Reporting Deadline	Reporting Type	Activity Period
Vendor	Dec. 31, 2024	Progress Report	Jan. 1, 2024 - Dec. 31, 2024

## Contact

For questions, please contact Stephanie Ricks-Albert at [SRicksal@CCCCO.edu](mailto:SRicksal@CCCCO.edu).

## Additional Resources



[A²MEND](#)



[A²MEND Organization](#)

## A2MEND Allocation Table

District	College	Base Award	Proportional Share Award
Antelope Valley	Antelope Valley College	\$10,000	TBD
Chabot-Las Positas	Las Positas College	\$10,000	TBD
Chaffey	Chaffey College	\$10,000	TBD
Desert	College of the Desert	\$10,000	TBD
Foothill-De Anza	De Anza College	\$10,000	TBD
Grossmont-Cuyamaca	Grossmont College	\$10,000	TBD
Imperial	Imperial Valley College	\$10,000	TBD
Kern	Bakersfield College	\$10,000	TBD
Long Beach	Long Beach City College	\$10,000	TBD
Los Angeles	Los Angeles City College	\$10,000	TBD
Los Angeles	Los Angeles Harbor College	\$10,000	TBD

District	College	Base Award	Proportional Share Award
Los Angeles	Los Angeles Mission College	\$10,000	TBD
Los Angeles	Los Angeles Pierce College	\$10,000	TBD
Los Angeles	Los Angeles Southwest College	\$10,000	TBD
Los Angeles	West Los Angeles College	\$10,000	TBD
Los Rios	American River College	\$10,000	TBD
Los Rios	Sacramento City College	\$10,000	TBD
Merced	Merced College	\$10,000	TBD
MiraCosta	MiraCosta College	\$10,000	TBD
Monterey Peninsula	Monterey Peninsula College	\$10,000	TBD
Mt. San Antonio	Mt. San Antonio College	\$10,000	TBD
Mt. San Jacinto	Mt. San Jacinto College	\$10,000	TBD
North Orange County	Cypress College	\$10,000	TBD
North Orange County	Fullerton College	\$10,000	TBD
Pasadena Area	Pasadena City College	\$10,000	TBD
Peralta	College of Alameda	\$10,000	TBD
Riverside	Moreno Valley College	\$10,000	TBD
Riverside	Riverside City College	\$10,000	TBD
San Bernardino	San Bernardino Valley College	\$10,000	TBD
San Diego	San Diego City College	\$10,000	TBD
San Diego	San Diego Continuing Education	\$10,000	TBD
San Diego	San Diego Mesa College	\$10,000	TBD
San Joaquin Delta	San Joaquin Delta College	\$10,000	TBD
San Jose-Evergreen	Evergreen Valley College	\$10,000	TBD
San Jose-Evergreen	San Jose City College	\$10,000	TBD

District	College	Base Award	Proportional Share Award
Santa Clarita	College of the Canyons	\$10,000	TBD
Sequoias	College of the Sequoias	\$10,000	TBD
Sierra Joint	Sierra College	\$10,000	TBD
Solano	Solano Community College	\$10,000	TBD
State Center	Reedley College	\$10,000	TBD
Ventura County	Moorpark College	\$10,000	TBD
West Valley-Mission	West Valley College	\$10,000	TBD
Yosemite	Modesto Junior College	\$10,000	TBD
Entity		Award	
Vendor (A <sup>2</sup> MEND Organization)		\$440,000	
<b>Total</b>		<b>\$1,100,000</b>	

*TBD = to be determined*

## **APPRENTICESHIP ALLOWANCE RELATED AND SUPPLEMENTAL INSTRUCTION (RSI)**

### **2024-25 Total Allocation**

\$94,407,000 – Ongoing

\$1,133,000 – One-Time Reimbursement for Local Educational Agencies (LEAs) for 2021-22 and 2022-23

### **Revenue Recognition**

Unrestricted, 8610

### **2024-25 Funding Formula**

The apprenticeship allowance is provided to districts as a reimbursement. Apprenticeship program sponsors (community college districts or local education agencies) report seat time hours for each apprentice, paid at a specified hourly rate; effective as of July 1, 2024, the estimated rate for 2024-25 is \$10.05 per FTES.

### **Purpose of Funds**

Funds are provided to reimburse community college districts and local education agencies for related and supplemental instruction (RSI). The [Initial Allocation Memorandum](#) went out on August 15, 2024. These funds cover classroom costs for indentured apprentices that are approved by the Division of Apprenticeship Standards of the Department of Industrial Relations, in accordance with Chapter 9 (commencing with Section 79140) of Division 7 of Title 3 of the [Education Code](#).

### **2024-25 Spending Guidelines**

Funds are to be used to reimburse the costs of providing RSI. Up to 20% of reimbursement amounts may be used to support community college district and local education agency costs for program administration.

### **Reporting Requirements**

Reporting is required in the Apprenticeship: RSI Reporting section of the NOVA reporting system, according to the following schedule:

Report Period	Required Content	Due Date (each fiscal year)
Projection	An estimate of: <ul style="list-style-type: none"> <li>The hours of instruction that will be provided in the full Budget Year (the following fiscal year), broken down by apprenticeship program and occupation.</li> <li>The number of unduplicated apprentices to receive instruction, broken down by apprenticeship program and occupation.</li> </ul>	Oct. 1
P1	<ul style="list-style-type: none"> <li>The number of hours of instruction provided starting July 1 through Dec. 31, broken down by apprenticeship program and occupation.</li> <li>The number of unduplicated apprentices that received instruction starting July 1, through Dec. 31, broken down by apprenticeship program and occupation.</li> </ul>	Jan. 31
P2	<ul style="list-style-type: none"> <li>The number of hours of instruction provided starting July 1 through April 30, broken down by apprenticeship program and occupation.</li> <li>The number of unduplicated apprentices that received instruction starting July 1 through April 30, broken down by apprenticeship program and occupation.</li> </ul>	May 31
Recalculation (ReCalc)	<ul style="list-style-type: none"> <li>The number of hours of instruction provided starting July 1 through June 30, broken down by apprenticeship program and occupation.</li> <li>The number of unduplicated apprentices that received instruction starting July 1 through June 30, broken down by apprenticeship program and occupation.</li> </ul>	Nov. 1

## Contact


For questions, please contact Gary Adams at [GAdams@CCCCO.edu](mailto:GAdams@CCCCO.edu), Dalbir Singh at [DSingh@CCCCO.edu](mailto:DSingh@CCCCO.edu) or Carmen Payne at [CPayne@CCCCO.edu](mailto:CPayne@CCCCO.edu).



## Additional Resources



[Apprenticeship Allowance \(RSI\) Webpage](#)



[Most recent Guidance Memo](#)



[RSI payment history](#)



[Division of Apprenticeship Standards](#)

## Apprenticeship Allowance (RSI) 2024-25 Allocation Table

College/District	Initial Hours Allocated	Initial Dollars Allocated
Allan Hancock Joint Community College District	5,546	\$55,735
Butte-Glenn Community College District	2,446	\$24,580
Cerritos Community College District	268,786	\$2,701,295
Chabot-Las Positas Community College District	175,472	\$1,763,496
Contra Costa Community College District	79,745	\$801,441
Foothill-De Anza Community College District	540,571	\$5,432,742
Hartnell Community College District	8,752	\$87,961
Imperial Community College District	4,456	\$44,786

College/District	Initial Hours Allocated	Initial Dollars Allocated
Kern Community College District	36,803	\$369,868
Los Angeles Community College District	3,352	\$33,690
Los Rios Community College District	699,651	\$7,031,498
Napa Valley Community College District	14,771	\$148,449
Palomar Community College District	257,137	\$2,584,225
Rancho Santiago Community College District	620,856	\$6,239,605
Rio Hondo Community College District	276,986	\$2,783,708
Riverside Community College District	77,923	\$783,123
San Diego Community College District	44,038	\$442,585
San Francisco Community College District	32,136	\$322,967
San Joaquin Delta Community College District	68,037	\$683,770
San Jose-Evergreen Community College District	21,655	\$217,634
San Mateo County Community College District	55,232	\$555,086
Sonoma County Community College District	40,323	\$405,243
State Center Community College District	64,276	\$645,974
West Valley-Mission Community College District	41,782	\$419,908
Yosemite Community College District	449	\$4,516
<b>Total</b>	<b>3,441,181</b>	<b>\$34,583,885</b>

## **ASIAN AMERICAN, NATIVE HAWAIIAN AND PACIFIC ISLANDER (AANHPI) STUDENT ACHIEVEMENT PROGRAM**

### **2024-25 Total Allocation**

\$6,480,000 – Allocations to Eligible Colleges

\$1,520,000 – Support for Central Office for AANHPI Student Achievement Program

### **Revenue Recognition**

Restricted, 8620 – General Categorical Programs

### **2024-25 Funding Requirements and Formula**

To be eligible for the AANHPI Student Achievement Program, a college must:

- Be eligible for the Asian American and Native Pacific Islander-Serving Institution program authorized under the federal Higher Education Act.
- Have experience providing student support services to AANHPI students and other underserved students.
- Have program staff that will coordinate with campus faculty and staff to effectively deliver support services to AANHPI students.

Each of the 51 currently eligible colleges will receive an equal baseline amount of \$100,000. The remaining \$1,380,000 is allocated to colleges based on the following:

- 75% based on each college's share of total AANHPI headcount; and
- 25% based on the number of each college's total AANHPI students who received a Pell Grant.

### **Purpose of Funds**

The Asian American Native Hawaiian Pacific Islander Student Achievement Program (AANHPI SAP) offers an opportunity to develop integrated, culturally responsive student support services and curriculum to promote wellness and academic success of underserved AANHPI and other historically marginalized student populations. Funding is provided to support culturally responsive services to enhance student educational experiences and promote higher education success for low-income, underserved, and first generation Asian American Native Hawaiian Pacific Islander (AANHPI) students and other underrepresented students. In compliance with statutory requirements, the Foundation for California Community Colleges (FCCC) continues to serve as the nonprofit organization running the Central Office for the AANHPI Student Achievement Program.

## 2024-25 Spending Guidelines

Expenditures of AANHPI SAP program funds should be consistent with the goals and activities of the program and colleges are urged to document expenditure plans and justification. Prohibited expenditures include gifts, stipends for students, political contributions, course delivery and supplanting of other general or categorical funds for similar program activities in place prior to availability of AANHPI funds. AANHPI SAP expenditures should be consistent with the guidance provided for the Student Equity and Achievement Program. Please see [Student Equity and Achievement \(SEA\) Program Expenditure Guidelines](#) for additional guidance.

## Reporting Requirements

Eligible colleges are required to submit the following reports:

- Program Baseline Report – *New colleges only*
- Expenditure Report – End of Fiscal Year 2024-25 (New Colleges [2024-25] are Exempt)

## Contact

For questions, please contact Anthony Amboy, Director of AANHPI Student Achievement Program, Foundation for California Community Colleges, at [aanhpisap@FoundationCCC.org](mailto:aanhpisap@FoundationCCC.org) or Julie Olson, Chancellor's Office, at [JOlson@CCCCO.edu](mailto:JOlson@CCCCO.edu).

## Additional Resources



[Section 79511 CA Education Code](#)



[AANHPI Student Achievement Program Website](#)



[2023-2024 AANHPI Memo](#)

## Districts/Colleges Receiving Asian American Native Hawaiian Pacific Islander Student Achievement Program Year Three

District	College	Allocation
Chabot-Las Positas	Chabot College	\$126,978
Chabot-Las Positas	Las Positas College	\$116,105
Coast	Coastline College	\$118,145
Coast	Golden West College	\$136,193
Coast	Orange Coast College	\$145,967
Contra Costa	Contra Costa College	\$111,506
Contra Costa	Diablo Valley College	\$132,257
Contra Costa	Los Medanos College	\$110,634
El Camino	El Camino College	\$127,390
Foothill-De Anza	De Anza College	\$184,370
Foothill-De Anza	Foothill College	\$137,789
Long Beach	Long Beach City College	\$129,106
Los Angeles	Los Angeles City College	\$119,039
Los Angeles	Los Angeles Harbor College	\$108,752
Los Rios	American River College	\$139,938
Los Rios	Cosumnes River College	\$140,649
Los Rios	Folsom Lake College	\$109,623
Los Rios	Sacramento City College	\$133,544
Mt. San Antonio	Mt. San Antonio College	\$194,938
Napa Valley	Napa Valley College	\$105,510
North Orange County	Cypress College	\$135,834
North Orange County	Fullerton College	\$125,134

District	College	Allocation
Ohlone	Ohlone College	\$133,147
Pasadena Area	Pasadena City College	\$165,843
Peralta	Berkeley City College	\$111,334
Peralta	College of Alameda	\$113,315
Peralta	Laney College	\$123,991
Peralta	Merritt College	\$110,417
Rancho Santiago	Santa Ana College	\$132,529
Riverside	Norco College	\$111,669
San Diego	San Diego City College	\$113,063
San Diego	San Diego Mesa College	\$125,643
San Diego	San Diego Miramar College	\$124,895
San Francisco	City College of San Francisco	\$165,641
San Joaquin Delta	San Joaquin Delta College	\$134,591
San Jose-Evergreen	Evergreen Valley College	\$136,037
San Jose-Evergreen	San Jose City College	\$118,799
San Mateo County	Cañada College	\$108,566
San Mateo County	College of San Mateo	\$117,334
San Mateo County	Skyline College	\$125,951
Santa Clarita	College of the Canyons	\$121,222
Solano County	Solano Community College	\$112,639
South Orange	Irvine Valley College	\$145,004
South Orange County	Saddleback College	\$125,604
Southwestern	Southwestern College	\$120,446

District	College	Allocation
State Center	Clovis Community College	\$109,999
State Center	Fresno City College	\$129,673
West Valley-Mission	Mission College	\$124,379
West Valley-Mission	West Valley College	\$114,488
Yuba	Woodland Community College	\$103,788
Yuba	Yuba College	\$110,592
<b>Total</b>		<b>\$6,480,000</b>

## BASIC NEEDS CENTER

### Total Allocation

\$43,288,000 – Ongoing

### Revenue Recognition

Restricted, 8620 – General Categorical Programs

### 2024-25 Funding Formula

The allocation funding formula includes a base amount of \$130,000 for every college. The remaining appropriation (\$28,338,000 in total) will be allocated to colleges based on the following:

- 50% based on college share of total headcount; and
- 50% based on the number of students who received a Pell Grant.

### Purpose of Funds

[Education Code 66023.5](#) requires each California community college campus to establish and/or expand a Basic Needs Center and designate at least one staff person as the Basic Needs Coordinator to provide holistic, comprehensive basic needs services and resources to students to support their successful matriculation through the California Community Colleges and beyond. The Basic Needs Center is intended to be a one-stop, single location and point of contact for students to more easily access and gain awareness of basic needs services and resources. The colleges must make a reasonable effort, when feasible, to locate all on-campus basic needs services and resources at the Basic Needs Center.

### 2024-25 Spending Guidelines

The Basic Needs Center funding is designated for colleges to maintain a centralized, basic needs center and to assign and/or hire staff to provide basic need services to students.

### Reporting Requirements

Each term, colleges are required to flag students receiving basic needs services using the [SG23 data element](#) for submission into the Chancellor's Office Management Information System. When providing basic needs related direct aid, colleges should report this information to the campus financial aid office who will flag this aid using the basic needs related financial aid data element [SF GT-21](#).

Additionally, within 60 days following the close of each fiscal year, colleges are required to submit annual expenditure reports into the NOVA system. Updates to the Basic Needs Services Plans will occur upon request of the Chancellor's Office. Future allocations may be affected for failure to submit required reports by the due date.



Reporting Deadline	Reporting Type	Activity Period
October 2025	Fiscal Expenditure Reports via NOVA	July 1, 2024 - June 30, 2025

## Contact

For questions, please contact Colleen Ganley at [CGanley@CCCCO.edu](mailto:CGanley@CCCCO.edu).

## Basic Needs Center Allocation Table

District	College	Allocation
Allan Hancock	Allan Hancock College	\$357,837
Antelope Valley	Antelope Valley College	\$466,414
Barstow	Barstow Community College	\$234,463
Butte	Butte College	\$367,134
Cabrillo	Cabrillo College	\$320,904
Cerritos	Cerritos College	\$665,322
Chabot-Las Positas	Chabot College	\$335,081
Chabot-Las Positas	Las Positas College	\$240,655
Chaffey	Chaffey College	\$578,578
Citrus	Citrus College	\$372,045
Coast	Coastline Community College	\$271,382
Coast	Golden West College	\$355,144
Coast	Orange Coast College	\$464,140
Compton	Compton College	\$222,192
Contra Costa	Contra Costa College	\$262,711
Contra Costa	Diablo Valley College	\$416,459
Contra Costa	Los Medanos College	\$298,501
Copper Mountain	Copper Mountain College	\$171,060
Desert	College of the Desert	\$390,319

District	College	Allocation
El Camino	El Camino College	\$626,249
Feather River	Feather River College	\$160,340
Foothill-De Anza	De Anza College	\$435,495
Foothill-De Anza	Foothill College	\$344,433
Gavilan	Gavilan College	\$238,341
Glendale	Glendale Community College	\$452,993
Grossmont-Cuyamaca	Cuyamaca College	\$303,645
Grossmont-Cuyamaca	Grossmont College	\$389,439
Hartnell	Hartnell College	\$311,393
Imperial	Imperial Valley College	\$380,105
Kern	Bakersfield College	\$762,864
Kern	Cerro Coso Community College	\$216,118
Kern	Porterville College	\$232,876
Lake Tahoe	Lake Tahoe Community College	\$209,713
Lassen	Lassen College	\$162,041
Long Beach	Long Beach City College	\$758,969
Los Angeles	East Los Angeles College	\$763,263
Los Angeles	Los Angeles City College	\$480,783
Los Angeles	Los Angeles Harbor College	\$290,076
Los Angeles	Los Angeles Mission College	\$331,856
Los Angeles	Los Angeles Pierce College	\$488,869
Los Angeles	Los Angeles Southwest College	\$258,994
Los Angeles	Los Angeles Trade-Tech College	\$412,830
Los Angeles	Los Angeles Valley College	\$486,277

District	College	Allocation
Los Angeles	West Los Angeles College	\$324,195
Los Rios	American River College	\$671,554
Los Rios	Cosumnes River College	\$426,646
Los Rios	Folsom Lake College	\$286,720
Los Rios	Sacramento City College	\$529,763
Marin	College of Marin	\$217,143
Mendocino	Mendocino College	\$217,685
Merced	Merced College	\$391,468
MiraCosta	MiraCosta College	\$388,106
Monterey	Monterey Peninsula College	\$254,965
Mt. San Antonio	Mt. San Antonio College	\$978,823
Mt. San Jacinto	Mt. San Jacinto College	\$533,160
Napa Valley	Napa Valley College	\$204,811
North Orange	Fullerton College	\$593,208
North Orange County	Cypress College	\$450,645
Ohlone	Ohlone College	\$283,472
Palo Verde	Palo Verde College	\$184,315
Palomar	Palomar College	\$461,646
Pasadena Area	Pasadena City College	\$641,805
Peralta	Berkeley City College	\$246,586
Peralta	College of Alameda	\$230,893
Peralta	Laney College	\$320,830
Peralta	Merritt College	\$245,077
Rancho Santiago	Santa Ana College	\$625,631

District	College	Allocation
Rancho Santiago	Santiago Canyon College	\$349,689
Redwoods	College of the Redwoods	\$239,444
Rio Hondo	Rio Hondo College	\$482,860
Riverside	Moreno Valley College	\$321,060
Riverside	Norco College	\$304,616
Riverside	Riverside City College	\$634,105
San Bernardino	Crafton Hills College	\$214,706
San Bernardino	San Bernardino Valley College	\$382,569
San Diego	San Diego City College	\$559,227
San Diego	San Diego Mesa College	\$456,267
San Diego	San Diego Miramar College	\$354,168
San Francisco	City College of San Francisco	\$498,699
San Joaquin Delta	San Joaquin Delta College	\$478,161
San Jose-Evergreen	Evergreen Valley College	\$299,198
San Jose-Evergreen	San Jose City College	\$281,124
San Luis Obispo County	Cuesta College	\$320,865
San Mateo County	Cañada College	\$215,495
San Mateo County	College of San Mateo	\$258,593
San Mateo County	Skyline College	\$272,055
Santa Barbara	Santa Barbara City College	\$379,971
Santa Clarita	College of the Canyons	\$484,132
Santa Monica	Santa Monica College	\$617,303
Sequoias	College of the Sequoias	\$452,046
Shasta-Tehama-Trinity	Shasta College	\$340,418

District	College	Allocation
Sierra	Sierra College	\$440,547
Siskiyou	College of the Siskiyou	\$165,917
Solano County	Solano Community College	\$294,191
Sonoma County	Santa Rosa Junior College	\$442,273
South Orange County	Irvine Valley College	\$370,197
South Orange County	Saddleback College	\$487,838
Southwestern	Southwestern College	\$570,830
State Center	Clovis Community College	\$294,243
State Center	Fresno City College	\$691,490
State Center	Madera College	\$234,743
State Center	Reedley College	\$315,536
Ventura County	Moorpark College	\$371,776
Ventura County	Oxnard College	\$306,440
Ventura County	Ventura College	\$359,568
Victor Valley	Victor Valley College	\$445,199
West Hills	Coalinga College	\$193,415
West Hills	Lemoore College	\$241,896
West Kern	Taft College	\$215,956
West Valley-Mission	Mission College	\$248,019
West Valley-Mission	West Valley College	\$246,345
Yosemite	Columbia College	\$184,303
Yosemite	Modesto Junior College	\$510,013
Yuba	Woodland Community College	\$208,423
Yuba	Yuba College	\$254,621

District	College	Allocation
Total		\$ 43,288,000

## CALIFORNIA ADULT EDUCATION PROGRAM (CAEP)

### 2024-25 Total Allocation

\$659,137,000 – Ongoing

#### Total 2024-25 Apportionment Distributed Across the 71 Regional Consortia

\$653,137,000 (Apportionment totals include funding for noncredit community colleges and K-12 Adult Schools.)

#### Total 2024-25 Apportionment Disbursed to Noncredit Community Colleges

\$147,694,589

### Revenue Recognition

Restricted, 8620

### 2024-25 Funding Formula

Education code 84914 requires that each California Adult Education Program (CAEP) Regional Consortium receives the same allocation for the current year as they did in the prior year plus any COLA provided for the funds. Sixty-seven percent of the CAEP allocation is made up of Maintenance of Effort (MOE) as certified by K-12 and County Offices of Education (COEs).

The MOE certification process is based on 2012-13 adult education related expenses in the 10 adult education program areas as submitted by K-12 districts and COEs. This 2012-13 certification was used to form the K-12/COE base for the MOE. The MOE funding amount does not change unless funding is reduced based on the criteria as specified in AB104 legislation (84914 (b)).

The remaining 33% of CAEP funding was allocated based on a regional allocation formula.

### Purpose of Funds

CAEP funds were issued under AB104 legislation and are in ARTICLE 9. Adult Education Program [84900 - 84920] of the California Education Code. CAEP funds are provided to support adult students who are 18 years and older, and can only be used in the seven CAEP approved program areas outlined in Education Code section [84913](#).

- Elementary and secondary basic skills, including classes required for a high school diploma or high school equivalency certificate.
- Programs for immigrants eligible for educational services in citizenship, English as a second language and workforce preparation.
- Programs for adults, including older adults, for entry or reentry into the workforce.

- Programs for adults, including older adults, to develop knowledge and skills to assist elementary and secondary school children to succeed academically.
- Programs for adults with disabilities.
- Short term career technical educational programs with high employment potential.
- Programs offering pre-apprenticeship training conducted in coordination with one or more apprenticeship programs approved by the Division of Apprenticeship Standards.

## 2024-25 Spending Guidelines

Funds must be used solely for the purposes for which they are provided as outlined in Education Code section [84913](#), there is no flexibility in spending for CAEP funds. CAEP funds are restricted to support for adult students 18 years and older, can only be used in the seven CAEP approved program areas, and must be spent in accordance with an approved regional consortium plan specific to community college noncredit programs and K-12 adult education.

## Reporting Requirements

Every quarter, consortium members are required to submit their expenses in NOVA. Once the member expense report is submitted, the consortium must review, approve, and certify. Consortia will also report student level enrollment data and outcomes for quarterly and final reporting. Expense report submission and certification schedule:

Reporting Deadline	Reporting Activity
Sept. 1	Member Expense Report due in NOVA (Q4) – prior year
Sept. 30	Member Expense Report certified by Consortia in NOVA (Q4)/prior
Dec. 1	Member Expense Report due in NOVA (Q1)
Dec. 31	Member Expense Report certified by Consortia in NOVA (Q1)
March 1	Member Expense Report due in NOVA (Q2) Close out of prior, prior year Member Funds due in NOVA
March 31	Member Expense Report certified by Consortia by NOVA (Q2) Close out of prior, prior year Member funds in NOVA certified by Consortia in NOVA
June 1	Member Expense Report due in NOVA (Q3)



Reporting Deadline	Reporting Activity
June 30	Member Expense Report certified by Consortia in NOVA (Q3) End of (Q3)

California community college districts receiving Adult Education Program funding are required to use the Chancellor’s Office Management Information System (MIS) to track adult learner progress in the seven authorized program areas and report achievements from the seven-outcome areas designated by Education Code section [84913](#).

### Contact

For questions, contact Mayra Diaz at [MDiaz@CCCCO.edu](mailto:MDiaz@CCCCO.edu) or CAEP Help Desk at [CAEP@CCCCO.edu](mailto:CAEP@CCCCO.edu).

### Additional Resources



[California Adult Education Program FAQ](#)

### 2024-25 CAEP Noncredit Community Colleges Allocation Table

Consortium Name	College/District	Funding Channel	Allocation
Allan Hancock	Allan Hancock Joint Community College District	Direct Funding	\$859,839
Barstow Area Consortium for Adult Education	Barstow Community College District	Fiscal Agent	\$1,123,818
Butte-Glenn	Butte-Glenn Community College District	Fiscal Agent	\$2,714,355
Santa Cruz (GOAL)	Cabrillo Community College District	Direct Funding	\$524,065
Partnership for Adult Academic and Career Education	Cerritos Community College District	Direct Funding	\$604,966
Mid Alameda County (Chabot-Las Positas)	Chabot-Las Positas Community College District	Direct Funding	\$494,540

Consortium Name	College/District	Funding Channel	Allocation
Coast	Coast Community College District	Direct Funding	\$1,956,925
Contra Costa	Contra Costa Community College District	Direct Funding	\$744,863
Morongo Basin	Copper Mountain Community College District	Fiscal Agent	\$1,009,771
Foothill De Anza	De Anza College	Direct Funding	\$268,703
Desert	Desert Community College District	Direct Funding	\$578,251
South Bay (El Camino)	El Camino Community College District	Direct Funding	\$491,371
Feather River	Feather River Community College District	Direct Funding	\$263,259
Foothill De Anza	Foothill College	Direct Funding	\$268,703
Gavilan	Gavilan Community College District	Fiscal Agent	\$1,787,653
Glendale	Glendale Community College District	Fiscal Agent	\$1,326,804
San Diego East	Grossmont-Cuyamaca Community College District	Fiscal Agent	\$10,276,029
Salinas Valley	Hartnell Community College District	Fiscal Agent	\$4,559,077
South Orange	Irvine Valley College	Direct Funding	\$568,855
Kern	Kern Community College District	Direct Funding	\$1,621,093
Lake Tahoe	Lake Tahoe Community College District	Fiscal Agent	\$1,110,748

Consortium Name	College/District	Funding Channel	Allocation
Lassen	Lassen Community College District	Fiscal Agent	\$1,166,318
Long Beach	Long Beach Community College District	Direct Funding	\$1,482,987
Los Angeles	Los Angeles Community College District	Direct Funding	\$9,676,477
Marin	Marin Community College District	Fiscal Agent	\$1,825,283
Mendocino-Lake	Mendocino-Lake Community College District	Fiscal Agent	\$1,904,180
Gateway (Merced)	Merced Community College District	Fiscal Agent	\$4,097,969
Coastal North County Adult Education Consortium (MiraCosta)	MiraCosta Community College District	Fiscal Agent	\$1,479,355
Monterey	Monterey Peninsula Community College District	Direct Funding	\$105,331
Mt. San Antonio	Mt. San Antonio Community College District	Direct Funding	\$1,066,984
Southwest Riverside	Mt. San Jacinto Community College District	Fiscal Agent	\$6,002,807
Napa Valley	Napa Valley Community College District	Direct Funding	\$261,877
North Orange	North Orange County Community College District	Fiscal Agent	\$4,772,999
Southern Alameda County (Ohlone)	Ohlone Community College District	Direct Funding	\$97,621
Palo Verde	Palo Verde Community College District	Fiscal Agent	\$1,009,771
Pasadena	Pasadena Area Community College District	Direct Funding	\$1,010,465

Consortium Name	College/District	Funding Channel	Allocation
Northern Alameda County (Peralta)	Peralta Community College District	Fiscal Agent	\$9,946,664
Rancho Santiago	Rancho Santiago Community College District	Direct Funding	\$3,832,745
North Coast	Redwoods Community College District	Direct Funding	\$900,283
Rio Hondo	Rio Hondo Community College District	Direct Funding	\$705,745
Riverside About Students	Riverside Community College District	Direct Funding	\$673,827
South Orange	Saddleback College	Direct Funding	\$3,060,214
Inland AE Consortium San Bernardino	San Bernardino Community College District	Fiscal Agent	\$13,012,441
San Diego	San Diego Community College District	Direct Funding	\$4,354,860
San Francisco	San Francisco Community College District	Direct Funding	\$4,308,814
Delta Sierra Alliance	San Joaquin Delta Community College District	Direct Funding	\$554,786
South Bay (San Jose Evergreen)	San Jose-Evergreen Community College District	Direct Funding	\$1,440,416
San Luis Obispo	San Luis Obispo County Community College District	Direct Funding	\$490,074
ACCEL (San Mateo)	San Mateo County Community College District	Direct Funding	\$620,681
Santa Barbara	Santa Barbara Community College District	Fiscal Agent	\$1,009,771
Santa Clarita Valley Adult Education Consortium	Santa Clarita Community College District	Direct Funding	\$493,702

Consortium Name	College/District	Funding Channel	Allocation
Santa Monica	Santa Monica Community College District	Direct Funding	\$555,100
Sequoias	Sequoias Community College District	Direct Funding	\$238,513
Shasta-Tehama-Trinity	Shasta-Tehama-Trinity Joint Community College District	Fiscal Agent	\$1,385,559
Solano	Solano County Community College District	Direct Funding	\$46,096
Sonoma	Sonoma County Junior College District	Direct Funding	\$1,226,429
State Center	State Center Community College District	Fiscal Agent	\$18,657,185
Victor Valley	Victor Valley Community College District	Fiscal Agent	\$2,703,093
West Hills	West Hills Community College District	Fiscal Agent	\$1,382,404
West Kern	West Kern Community College District	Fiscal Agent	\$1,009,771
South Bay (San Jose Evergreen)	West Valley-Mission Community College District	Direct Funding	\$554,695
Stanislaus Mother Lode (Yosemite)	Yosemite Community College District	Fiscal Agent	\$5,416,609
<b>Total</b>			<b>\$147,694,589</b>

## **CALIFORNIA APPRENTICESHIP INITIATIVE (CAI) NEW AND INNOVATIVE GRANT PROGRAM**

### **2024-25 Total Allocation**

\$20,000,000 – Ongoing

From the \$20 million allocated for 2024-25, \$840,000 will be designated to address grants that were underfunded in 2023-24 funding distribution. This allocation is intended to ensure that previously awarded grants receive the necessary support to fulfill their intended purposes.

### **Revenue Recognition**

Unrestricted, 8610

### **2024-25 Funding Formula**

The CAI New and Innovative Grant Program disburses funds through annual competitive grant awards. The 2024-25 CAI New and Innovative Grant Program funds will be disbursed starting in 2025-26 as grantees invoice, following comprehensive planning for statewide implementation.

### **Purpose of Funds**

The CAI New and Innovative Grant Program creates new and innovative apprenticeship opportunities in priority and emerging industry sectors or areas in which apprenticeship training is not fully established or does not exist.

### **2024-25 Spending Guidelines**

Funds may be used to support activities related to:

- Registering an apprenticeship or pre-apprenticeship program with the Division of Apprenticeship Standards.
- Program startup and initial operating costs.
- One-time costs related to expanding the annual capacity of an existing apprenticeship program and developing apprentice support service networks.


### **Reporting Requirements**

Bi-annual fiscal and programmatic reporting in the Apprenticeship or CAI: New & Innovative sections of the NOVA reporting system.


### **Contact**

For questions, please contact Gary Adams at [GAdams@CCCCO.edu](mailto:GAdams@CCCCO.edu), Dalbir Singh at [DSingh@CCCCO.edu](mailto:DSingh@CCCCO.edu) or Carmen Payne at [CPayne@CCCCO.edu](mailto:CPayne@CCCCO.edu).

## Additional Resources



[California Apprenticeship Initiative \(CAI\) New and Innovative Grant Program](#)



[Fiscal year 2022-23 RFA](#)



[Division of Apprenticeship Standards](#)

## CAI New & Innovative Grant Program Community College and Community College District 2024-25 Award List

College/District	Award
Cabrillo College	\$120,000
Chabot-Las Positas Community College District	\$119,935
Chabot-Las Positas Community College District	\$1,249,151
Chaffey College	\$120,000
El Camino College	\$120,000
Kern Community College District	\$450,000
Los Angeles City College	\$119,972
Los Angeles City College	\$120,000
MiraCosta College	\$120,000
MiraCosta College	\$1,500,000

College/District	Award
Mt. San Jacinto College	\$1,500,000
Pasadena City College	\$120,000
Sacramento City College	\$1,500,000
San Joaquin Delta Community College District	\$675,000
Santa Ana College	\$120,000
Santa Ana College	\$120,000
Santiago Canyon College	\$120,000
Sierra College	\$217,026
West Valley College	\$120,000
<b>Total</b>	<b>\$8,531,084</b>



## CALIFORNIA COLLEGE PROMISE PROGRAM

### 2024-25 Total Allocation

Allocated Amount = \$91,207,000

Additional Amount = \$145,555

Total Allocation = \$91,352,555

This year's allocation includes \$145,555 in funding from 2023-24 that was not previously allocated.

### Revenue Recognition

Restricted, 8620 – General Categorical Programs

### 2024-25 Funding Formula

The Promise Program allocation methodology is set by California Education Code section [76396](#), providing the dollar amount of waived fees for the prior two years, plus a fair share of the remaining funds based on the total reported prior-prior year Pell Grant recipients and full-time equivalent students (FTES). From 2023-24 the allocations have temporarily remained static to account for enrollment fluctuations caused by the COVID-19 pandemic.

For the 2024-25 allocation, colleges will receive an equal allocation to their 2022-23 amount. In addition, the Chancellor's Office will evenly distribute \$145,555 of remaining available funding from the 2023-24 budget year.

Now that enrollment across the system is stabilizing, the 2025-26 allocation will return to the use of the legislated allocation methodology.

### Purpose of Funds

Funds are provided annually for community colleges to achieve the following goals:

- Place high school graduates directly into transfer-level math and English.
- Increase the number of students who earn associate degrees or career technical education certificates and increase the percentage of student who are subsequently employed in their chosen field of study.
- Increase the percentage of students who successfully transfer to UC or CSU and graduate with a bachelor's degree.
- Reduce or eliminate regional achievement gaps and achievement gaps for underrepresented students including low-income students, former foster youth, students with disabilities, formerly incarcerated students, undocumented students, students meeting AB 540 requirements and students who are veterans.

Additionally, to participate in the California College Promise, colleges are required to:

- Partner with LEAs to establish early commitment to college programs.
- Support and improve high school student preparation for college.
- Use evidence-based assessment and placement practices that include multiple measure of student performance including, but not limited to, overall grade point averages, course grades, and evidence-based practices to improve outcomes for underprepared students.
- Participate in the system Guided Pathways Grant Program to clarify the academic path, help students enter the path, stay on the academic path and ensure students are learning.
- Maximize student access to need-based financial aid by using the California Promise Grant, ensuring students complete the FAFSA, Cal Grant or Dream Act application and participate in the federal loan program.

## 2024-25 Spending Guidelines

Colleges may use the funds to waive tuition fees for full-time students for up to two years. Colleges may also use their Promise allocation for other forms of direct or indirect aid to students as long as such usage is aligned with the [California College Promise goals](#).

## Reporting Requirements

Annual MIS Reporting

## Contact

For questions, please contact Mario Garza at [MGarza@CCCCO.edu](mailto:MGarza@CCCCO.edu).

## Additional Resources



[Student Financial Assistance Webpage](#)



[California College Promise Questions and Answers](#)

## 2024-25 California College Promise Allocation Table

District	College	Allocation
Allan Hancock	Allan Hancock College	\$410,160
Antelope Valley	Antelope Valley College	\$641,317
Barstow	Barstow Community College	\$95,848
Butte	Butte College	\$949,955
Cabrillo	Cabrillo College	\$947,508
Cerritos	Cerritos College	\$1,200,107
Chabot-Las Positas	Chabot College	\$984,579
Chabot-Las Positas	Las Positas College	\$1,448,907
Chaffey	Chaffey College	\$1,340,873
Citrus	Citrus College	\$994,597
Coast	Coastline Community College	\$173,878
Coast	Golden West College	\$961,728
Coast	Orange Coast College	\$2,058,903
Compton	Compton College	\$146,282
Contra Costa	Contra Costa College	\$206,704
Contra Costa	Diablo Valley College	\$1,756,654
Contra Costa	Los Medanos College	\$766,957
Copper Mountain	Copper Mountain College	\$63,448
Desert	College of the Desert	\$592,077
El Camino	El Camino College	\$2,094,717
Feather River	Feather River College	\$102,168
Foothill-De Anza	De Anza College	\$2,585,006

District	College	Allocation
Foothill-De Anza	Foothill College	\$1,233,947
Gavilan	Gavilan College	\$493,420
Glendale	Glendale Community College	\$893,282
Grossmont-Cuyamaca	Cuyamaca College	\$351,343
Grossmont-Cuyamaca	Grossmont College	\$1,201,645
Hartnell	Hartnell College	\$370,008
Kern	Bakersfield College	\$1,021,795
Kern	Cerro Coso Community College	\$162,245
Kern	Porterville College	\$179,435
Lake Tahoe	Lake Tahoe Community College	\$78,953
Lassen	Lassen College	\$74,303
Long Beach	Long Beach City College	\$1,572,165
Los Angeles	East Los Angeles College	\$1,077,287
Los Angeles	Los Angeles City College	\$396,549
Los Angeles	Los Angeles Harbor College	\$501,646
Los Angeles	Los Angeles Mission College	\$302,578
Los Angeles	Los Angeles Pierce College	\$1,150,789
Los Angeles	Los Angeles Southwest College	\$290,991
Los Angeles	Los Angeles Trade-Tech College	\$597,219
Los Angeles	Los Angeles Valley College	\$116,516
Los Angeles	West Los Angeles College	\$442,931
Los Rios	American River College	\$904,624
Los Rios	Cosumnes River College	\$624,997

District	College	Allocation
Los Rios	Folsom Lake College	\$776,260
Los Rios	Sacramento City College	\$709,125
Marin	College of Marin	\$423,001
Mendocino-Lake	Mendocino College	\$84,998
Merced	Merced College	\$639,482
MiraCosta	MiraCosta College	\$1,575,562
Monterey Peninsula	Monterey Peninsula College	\$595,775
Mt. San Antonio	Mt. San Antonio College	\$1,743,308
Mt. San Jacinto	Mt. San Jacinto College	\$1,123,842
Napa Valley	Napa Valley College	\$450,992
North Orange County	Cypress College	\$895,696
North Orange County	Fullerton College	\$1,534,582
Ohlone	Ohlone College	\$968,746
Palomar	Palomar College	\$2,203,177
Pasadena Area	Pasadena City College	\$1,937,331
Peralta	College of Alameda	\$189,996
Peralta	Berkeley City College	\$309,351
Peralta	Laney College	\$278,102
Peralta	Merritt College	\$217,298
Rancho Santiago	Santa Ana College	\$683,434
Rancho Santiago	Santiago Canyon College	\$1,150,499
Redwoods	College of the Redwoods	\$229,359
Rio Hondo	Rio Hondo College	\$510,631

District	College	Allocation
Riverside	Moreno Valley College	\$362,852
Riverside	Norco College	\$574,403
Riverside	Riverside City College	\$1,173,850
San Bernardino	Crafton Hills College	\$682,848
San Bernardino	San Bernardino Valley College	\$775,126
San Diego	San Diego City College	\$452,384
San Diego	San Diego Mesa College	\$1,417,365
San Diego	San Diego Miramar College	\$1,031,736
San Francisco	City College of San Francisco	\$1,632,222
San Joaquin	San Joaquin Delta College	\$1,087,742
San Jose-Evergreen	Evergreen Valley College	\$601,227
San Jose-Evergreen	San Jose City College	\$411,367
San Luis Obispo County	Cuesta College	\$672,504
San Mateo County	Cañada College	\$259,501
San Mateo County	College of San Mateo	\$799,837
San Mateo County	Skyline College	\$614,772
Santa Barbara	Santa Barbara City College	\$1,468,013
Santa Clarita	College of the Canyons	\$1,687,932
Santa Monica	Santa Monica College	\$1,973,796
Sequoias	College of the Sequoias	\$844,548
Shasta-Tehama-Trinity	Shasta College	\$174,867
Sierra	Sierra College	\$1,692,958
Siskiyou	College of the Siskiyous	\$149,216

District	College	Allocation
Solano County	Solano Community College	\$906,565
Sonoma County	Santa Rosa Junior College	\$1,309,121
South Orange County	Irvine Valley College	\$1,835,541
South Orange County	Saddleback College	\$2,455,662
Southwestern	Southwestern College	\$1,098,986
State Center	Clovis Community College	\$632,621
State Center	Fresno City College	\$867,597
State Center	Madera College	\$117,700
State Center	Reedley College	\$295,946
Ventura County	Moorpark College	\$2,365,835
Ventura County	Oxnard College	\$202,675
Ventura County	Ventura College	\$657,476
Victor Valley	Victor Valley College	\$444,979
West Hills	Coalinga College	\$57,637
West Hills	Lemoore College	\$214,432
West Kern	Taft College	\$176,879
West Valley-Mission	Mission College	\$453,471
West Valley-Mission	West Valley College	\$1,222,566
Yosemite	Columbia College	\$163,092
Yosemite	Modesto Junior College	\$1,152,019
Yuba	Woodland Community College	\$126,522
Yuba	Yuba College	\$262,579
<b>Total</b>		<b>\$91,352,555</b>

## CALWORKS

### 2024-25 Total Allocation

#### Total Proposition 98 Allocation

\$55,642,000 – Ongoing

#### Total TANF Allocation

\$8,000,000 – Ongoing

### Revenue Recognition

Restricted, 8620 – General Categorical Programs

Restricted, 8190 – Other Federal Revenues

### 2024-25 Funding Formula

- Each program is allocated a \$125,000 base amount for Proposition 98 (Program, Child Care, Work Study) and TANF funds.
- After applying the base, the remaining funds are distributed to each program using prior year California Community Colleges Chancellor's Office Management Information Systems CalWORKs enrollment data.
- Programs are guaranteed at 95% of the prior year allocation.

### Purpose of Funds

CalWORKs program funds are for the purpose of assisting individuals receiving CalWORKs services through the county to achieve long-term self-sufficiency through coordinated student services offered at community colleges.

### 2024-25 Spending Guidelines

Annual allocations of funds under the CalWORKs program must be utilized for program implementation as prescribed in California Education Code, section 79200 through section 79209. CalWORKs Prop 98 (Program, Work Study, and Child Care) funds may not be used for direct aid to students, including grants, gift cards, gas cards, etc. Direct aid to students may only be provided with TANF funds. There is a 25% employer match required for Work Study wages.

### Reporting Requirements

Reporting Deadline	Reporting Type	Activity Period
Aug. 1, 2025	<a href="#">Annual MIS Reporting</a> (refer to the <a href="#">CalWORKs Data Element Dictionary</a> for details)	July 1, 2024 - June 30, 2025



Reporting Deadline	Reporting Type	Activity Period
Oct. 1, 2025	Annual final expenditure reporting is required through <a href="#">Student Services Automated Reporting for Community Colleges (SSARCC)</a>	July 1, 2024 - June 30, 2025
Dec. 15, 2025	Vision-Aligned Reporting (VAR) Due	July 1, 2024 - June 30, 2025

## Contact

For questions, please contact Nicole Alexander at 916-324-7913 or [NAlexander@CCCCO.edu](mailto:NAlexander@CCCCO.edu).

## Additional Resources



Please refer to the CalWORKs New Directors Training located on the [Vision Resource Center](#) (once logged in search for CalWORKs for New Directors to access the training modules).

## 2024-25 CalWORKs Program Allocation Table

College	Program Funds	Work Study Funds	Child Care Funds	Total Prop 98 Funds	TANF Funds	Sum of Prop 98 and TANF
Allan Hancock College	\$253,376	\$37,022	\$81,846	\$372,244	\$56,130	\$428,374
American River College	\$1,023,698	\$182,618	\$231,667	\$1,437,983	\$183,468	\$1,621,451
Antelope Valley College	\$669,054	\$115,588	\$162,692	\$947,334	\$124,844	\$1,072,178
Bakersfield College	\$293,810	\$44,664	\$89,710	\$428,184	\$62,813	\$490,997
Barstow Community College	\$234,540	\$33,462	\$78,183	\$346,185	\$53,016	\$399,201
Berkeley City College	\$84,285	\$5,062	\$48,959	\$138,306	\$28,178	\$166,484

College	Program Funds	Work Study Funds	Child Care Funds	Total Prop 98 Funds	TANF Funds	Sum of Prop 98 and TANF
Butte College	\$201,275	\$27,175	\$71,713	\$300,163	\$47,517	\$347,680
Cabrillo College	\$246,710	\$35,762	\$80,550	\$363,022	\$55,028	\$418,050
Cañada College	\$109,818	\$9,889	\$53,925	\$173,632	\$32,399	\$206,031
Cerritos College	\$430,982	\$70,591	\$116,389	\$617,962	\$85,489	\$703,451
Cerro Coso Community College	\$85,421	\$5,277	\$49,180	\$139,878	\$28,366	\$168,244
Chabot College	\$197,660	\$26,491	\$71,010	\$295,161	\$46,919	\$342,080
Chaffey College	\$447,069	\$73,631	\$119,518	\$640,218	\$88,148	\$728,366
Citrus College	\$232,274	\$33,033	\$77,742	\$343,049	\$52,641	\$395,690
City College of San Francisco	\$255,992	\$37,516	\$82,355	\$375,863	\$56,562	\$432,425
Clovis Community College	\$195,048	\$25,998	\$70,502	\$291,548	\$46,488	\$338,036
Coalinga College	\$104,553	\$8,893	\$52,901	\$166,347	\$31,528	\$197,875
Coastline Community College	\$139,149	\$15,432	\$59,630	\$214,211	\$37,247	\$251,458
College of Alameda	\$102,729	\$8,549	\$52,547	\$163,825	\$31,227	\$195,052
College of Marin	\$146,857	\$16,889	\$61,129	\$224,875	\$38,521	\$263,396

College	Program Funds	Work Study Funds	Child Care Funds	Total Prop 98 Funds	TANF Funds	Sum of Prop 98 and TANF
College of San Mateo	\$71,153	\$2,581	\$46,405	\$120,139	\$26,007	\$146,146
College of the Canyons	\$253,164	\$36,982	\$81,805	\$371,951	\$56,095	\$428,046
College of the Desert	\$279,437	\$41,948	\$86,915	\$408,300	\$60,438	\$468,738
College of the Redwoods	\$217,125	\$30,170	\$74,796	\$322,091	\$50,137	\$372,228
College of the Sequoias	\$376,817	\$60,353	\$105,854	\$543,024	\$76,535	\$619,559
College of the Siskiyous	\$96,089	\$7,294	\$51,255	\$154,638	\$30,129	\$184,767
Columbia College	\$108,102	\$9,564	\$53,592	\$171,258	\$32,115	\$203,373
Compton College	\$318,380	\$49,308	\$94,489	\$462,177	\$66,875	\$529,052
Contra Costa College	\$134,579	\$14,569	\$58,741	\$207,889	\$36,492	\$244,381
Copper Mountain College	\$132,664	\$14,207	\$58,369	\$205,240	\$36,175	\$241,415
Cosumnes River College	\$244,179	\$35,284	\$80,057	\$359,520	\$54,609	\$414,129
Crafton Hills College	\$117,602	\$11,360	\$55,439	\$184,401	\$33,685	\$218,086
Cuesta College	\$221,919	\$31,076	\$75,728	\$328,723	\$50,929	\$379,652
Cuyamaca College	\$658,263	\$113,548	\$160,593	\$932,404	\$123,060	\$1,055,464
Cypress College	\$358,959	\$56,978	\$102,381	\$518,318	\$73,583	\$591,901

College	Program Funds	Work Study Funds	Child Care Funds	Total Prop 98 Funds	TANF Funds	Sum of Prop 98 and TANF
De Anza College	\$153,098	\$18,069	\$62,343	\$233,510	\$39,553	\$273,063
Diablo Valley College	\$229,512	\$32,511	\$77,205	\$339,228	\$52,185	\$391,413
East Los Angeles College	\$622,683	\$106,823	\$153,673	\$883,179	\$117,178	\$1,000,357
El Camino College	\$459,614	\$76,002	\$121,957	\$657,573	\$90,222	\$747,795
Evergreen Valley College	\$157,344	\$18,871	\$63,169	\$239,384	\$40,255	\$279,639
Feather River College	\$81,465	\$4,530	\$48,411	\$134,406	\$27,712	\$162,118
Folsom Lake College	\$222,569	\$31,199	\$75,854	\$329,622	\$51,037	\$380,659
Foothill College	\$78,337	\$3,938	\$47,803	\$130,078	\$27,194	\$157,272
Fresno City College	\$1,093,455	\$195,803	\$245,234	\$1,534,492	\$195,000	\$1,729,492
Fullerton College	\$468,440	\$77,671	\$123,674	\$669,785	\$91,681	\$761,466
Gavilan College	\$216,973	\$30,142	\$74,766	\$321,881	\$50,112	\$371,993
Glendale Community College	\$1,811,230	\$331,467	\$384,835	\$2,527,532	\$313,652	\$2,841,184
Golden West College	\$161,638	\$19,683	\$64,004	\$245,325	\$40,965	\$286,290
Grossmont College	\$729,133	\$126,943	\$174,376	\$1,030,452	\$134,775	\$1,165,227

College	Program Funds	Work Study Funds	Child Care Funds	Total Prop 98 Funds	TANF Funds	Sum of Prop 98 and TANF
Hartnell College	\$151,852	\$17,833	\$62,101	\$231,786	\$39,347	\$271,133
Imperial Valley College	\$631,800	\$108,547	\$155,446	\$895,793	\$118,685	\$1,014,478
Irvine Valley College	\$222,877	\$31,257	\$75,914	\$330,048	\$51,088	\$381,136
Lake Tahoe Community College	\$75,224	\$3,350	\$47,197	\$125,771	\$26,680	\$152,451
Laney College	\$201,388	\$27,196	\$71,735	\$300,319	\$47,536	\$347,855
Las Positas College	\$111,859	\$10,274	\$54,322	\$176,455	\$32,736	\$209,191
Lassen College	\$104,093	\$8,806	\$52,812	\$165,711	\$31,452	\$197,163
Lemoore College	\$212,278	\$29,254	\$73,853	\$315,385	\$49,336	\$364,721
Long Beach City College	\$658,417	\$113,577	\$160,623	\$932,617	\$123,085	\$1,055,702
Los Angeles City College	\$848,708	\$149,544	\$197,633	\$1,195,885	\$154,541	\$1,350,426
Los Angeles Harbor College	\$446,759	\$73,573	\$119,457	\$639,789	\$88,097	\$727,886
Los Angeles Mission College	\$446,378	\$73,501	\$119,383	\$639,262	\$88,034	\$727,296
Los Angeles Pierce College	\$376,633	\$60,318	\$105,818	\$542,769	\$76,505	\$619,274
Los Angeles Southwest College	\$485,339	\$80,865	\$126,961	\$693,165	\$94,474	\$787,639

College	Program Funds	Work Study Funds	Child Care Funds	Total Prop 98 Funds	TANF Funds	Sum of Prop 98 and TANF
Los Angeles Trade-Tech College	\$814,850	\$143,144	\$191,048	\$1,149,042	\$148,945	\$1,297,987
Los Angeles Valley College	\$984,492	\$175,208	\$224,041	\$1,383,741	\$176,987	\$1,560,728
Los Medanos College	\$189,384	\$24,927	\$69,400	\$283,711	\$45,551	\$329,262
Madera College	\$160,656	\$19,497	\$63,813	\$243,966	\$40,802	\$284,768
Mendocino College	\$204,892	\$27,858	\$72,416	\$305,166	\$48,115	\$353,281
Merced College	\$373,180	\$59,666	\$105,147	\$537,993	\$75,934	\$613,927
Merritt College	\$148,794	\$17,255	\$61,506	\$227,555	\$38,841	\$266,396
MiraCosta College	\$223,939	\$31,458	\$76,121	\$331,518	\$51,263	\$382,781
Mission College	\$155,101	\$18,447	\$62,732	\$236,280	\$39,884	\$276,164
Modesto Junior College	\$509,950	\$85,516	\$131,747	\$727,213	\$98,543	\$825,756
Monterey Peninsula College	\$133,122	\$14,293	\$58,458	\$205,873	\$36,251	\$242,124
Moorpark College	\$156,635	\$18,737	\$63,031	\$238,403	\$40,138	\$278,541
Moreno Valley College	\$296,677	\$45,206	\$90,268	\$432,151	\$63,287	\$495,438
Mt. San Antonio College	\$558,695	\$94,729	\$141,228	\$794,652	\$106,601	\$901,253

College	Program Funds	Work Study Funds	Child Care Funds	Total Prop 98 Funds	TANF Funds	Sum of Prop 98 and TANF
Mt. San Jacinto College	\$484,028	\$80,617	\$126,706	\$691,351	\$94,258	\$785,609
Napa Valley College	\$113,406	\$10,567	\$54,623	\$178,596	\$32,992	\$211,588
Norco College	\$162,438	\$19,834	\$64,159	\$246,431	\$41,097	\$287,528
Ohlone College	\$70,197	\$2,400	\$46,219	\$118,816	\$25,849	\$144,665
Orange Coast College	\$344,269	\$54,201	\$99,524	\$497,994	\$71,155	\$569,149
Oxnard College	\$233,043	\$33,179	\$77,892	\$344,114	\$52,768	\$396,882
Palo Verde College	\$125,608	\$12,873	\$56,996	\$195,477	\$35,009	\$230,486
Palomar College	\$213,626	\$29,509	\$74,115	\$317,250	\$49,559	\$366,809
Pasadena City College	\$330,856	\$51,666	\$96,915	\$479,437	\$68,937	\$548,374
Porterville College	\$248,353	\$36,073	\$80,869	\$365,295	\$55,299	\$420,594
Reedley College	\$273,200	\$40,769	\$85,702	\$399,671	\$59,406	\$459,077
Rio Hondo College	\$340,666	\$53,520	\$98,823	\$493,009	\$70,559	\$563,568
Riverside City College	\$404,441	\$65,574	\$111,227	\$581,242	\$81,101	\$662,343
Sacramento City College	\$334,169	\$52,292	\$97,560	\$484,021	\$69,485	\$553,506
Saddleback College	\$254,179	\$37,174	\$82,002	\$373,355	\$56,262	\$429,617

College	Program Funds	Work Study Funds	Child Care Funds	Total Prop 98 Funds	TANF Funds	Sum of Prop 98 and TANF
San Bernardino Valley College	\$435,453	\$71,436	\$117,258	\$624,147	\$86,228	\$710,375
San Diego City College	\$312,821	\$48,257	\$93,408	\$454,486	\$65,956	\$520,442
San Diego College of Continuing Education	\$2,670,428	\$493,861	\$551,941	\$3,716,230	\$455,683	\$4,171,913
San Diego Mesa College	\$165,543	\$20,421	\$64,763	\$250,727	\$41,610	\$292,337
San Diego Miramar College	\$158,206	\$19,034	\$63,336	\$240,576	\$40,397	\$280,973
San Joaquin Delta College	\$648,981	\$111,794	\$158,788	\$919,563	\$121,525	\$1,041,088
San Jose City College	\$221,205	\$30,941	\$75,589	\$327,735	\$50,811	\$378,546
Santa Ana College	\$585,597	\$99,814	\$146,460	\$831,871	\$111,048	\$942,919
Santa Barbara City College	\$106,058	\$9,178	\$53,194	\$168,430	\$31,777	\$200,207
Santa Monica College	\$329,607	\$51,430	\$96,672	\$477,709	\$68,731	\$546,440
Santa Rosa College	\$351,742	\$55,614	\$100,977	\$508,333	\$72,390	\$580,723
Santiago Canyon College	\$117,837	\$11,404	\$55,485	\$184,726	\$33,724	\$218,450
Shasta College	\$444,194	\$73,088	\$118,958	\$636,240	\$87,673	\$723,913
Sierra College	\$251,411	\$36,651	\$81,464	\$369,526	\$55,805	\$425,331



College	Program Funds	Work Study Funds	Child Care Funds	Total Prop 98 Funds	TANF Funds	Sum of Prop 98 and TANF
Skyline College	\$74,618	\$3,235	\$47,079	\$124,932	\$26,580	\$151,512
Solano Community College	\$159,662	\$19,309	\$63,620	\$242,591	\$40,638	\$283,229
Southwestern College	\$382,079	\$61,348	\$106,878	\$550,305	\$77,405	\$627,710
Taft College	\$84,844	\$5,168	\$49,068	\$139,080	\$28,270	\$167,350
Ventura College	\$207,872	\$28,421	\$72,996	\$309,289	\$48,607	\$357,896
Victor Valley College	\$481,001	\$80,045	\$126,117	\$687,163	\$93,757	\$780,920
West Los Angeles College	\$352,675	\$55,790	\$101,159	\$509,624	\$72,544	\$582,168
West Valley College	\$91,154	\$6,361	\$50,295	\$147,810	\$29,313	\$177,123
Woodland Community College	\$192,855	\$25,583	\$70,075	\$288,513	\$46,125	\$334,638
Yuba College	\$228,483	\$32,317	\$77,006	\$337,806	\$52,015	\$389,821
<b>Total</b>	<b>\$38,399,000</b>	<b>\$5,997,000</b>	<b>\$11,246,000</b>	<b>\$55,642,000</b>	<b>\$8,000,000</b>	<b>\$63,642,000</b>

## CAMPUS CHILDCARE TAX BAILOUT

### Total Allocation

\$4,321,000 – Ongoing

### Revenue Recognition

Restricted, 8620 – General Categorical Programs

### 2024-25 Funding Formula

Funds are allocated to certain districts that levied childcare permissive override taxes in the 1977-78 fiscal year. Allocations are made in an amount proportional to the property tax revenues, tax relief subventions and state aid required. These funds will be made available by the district to its childcare and development program. Allocations include any cost-of-living adjustment granted in subsequent fiscal years. In 2024-25, a 1.07% COLA was provided for this program.

### Purpose of Funds

The Childcare Tax Bailout Funds are provided to support community college childcare and development programs.

### 2024-25 Spending Guidelines

Funds may only be used to support community college childcare and development programs. The governing board of any school district maintaining a preschool program may include in its budget the amount necessary to initiate, operate and maintain a preschool program.

### Reporting Requirements

N/A

### Contact

For questions, please contact Rina Rojas at 916-324-2564 or [RRojas@CCCCO.edu](mailto:RRojas@CCCCO.edu).

### Additional Resources

Education Code [8272 and 8272.5](#)

### Campus Childcare Tax Bailout Allocations

District	Allocation
Cabrillo Community College District	\$87,017
Foothill-De Anza Community College District	\$571,164

District	Allocation
Hartnell Community College District	\$50,056
Long Beach Community College District	\$72,564
Los Angeles Community College District	\$1,482,541
Los Rios Community College District	\$254,698
Marin Community College District	\$106,855
Mt. San Antonio Community College District	\$125,325
Mt. San Jacinto Community College District	\$17,250
Napa Valley Community College District	\$93,275
Palomar Community College District	\$128,230
Peralta Community College District	\$521,432
Rancho Santiago Community College District	\$325,479
Redwoods Community College District	\$22,869
Rio Hondo Community College District	\$16,406
Riverside Community College District	\$99,089
San Francisco Community College District	\$108,667
Santa Barbara Community College District	\$39,827
Ventura County Community College District	\$128,843
West Valley-Mission Community College District	\$69,413
<b>Total</b>	<b>\$4,321,000</b>

## **CLASSIFIED EMPLOYEE SUMMER ASSISTANCE PROGRAM**

### **2024-25 Total Available for March to Participating Districts' Employees**

\$10,000,000

### **Revenue Recognition**

Restricted, 8650 – Reimbursement Categorical Programs

### **Purpose of Funds**

The Classified Community College Employee Summer Assistance Program was created to provide classified employees who meet certain requirements additional assistance during the summer months, when they are typically not working or provided less work. The program provides up to a dollar-for-dollar match on amounts withheld from a participating district's classified employees' monthly paychecks. The classified employees' pay withheld, along with state match funds, will be paid by participating districts to eligible employees in the summer months following the academic year. Availability of state match funds is determined each year in the Budget Act and districts may determine whether to participate on an annual basis by Jan. 1 of each year.

### **Participation**

Based on district and employee participation reported to us during 2023-24, 21 districts and 118 classified employees elected to participate in the program in the 2024-25 academic year. We estimate that \$416,383 of the \$10 million allocated in 2023-24 will be paid out as state matching funds in Summer 2025.

### **Spending Guidelines**

Funds are restricted for purposes of the Classified Community College Employee Summer Assistance program only.

### **Program Eligibility**

- The classified employee's district elected to participate in the program.
- A classified employee is eligible to participate in the program if employed by a community college district for at least one year at the time electing to participate in the program.
- A classified employee is eligible to participate in the program if employed by the community college district in the employee's regular assignment for 11 months or less within a 12-month period. A month means 20 days or four weeks of five days each, including holidays.
- When determining total months employed, any hours worked by the classified employee outside of their regular assignment should be excluded.

- For the 2023–24 and 2024–25 academic years, when determining a classified employee’s total months employed by the community college district, the employing community college district must exclude any hours worked by the classified employee as a result of an extension of the academic year directly related to the COVID-19 pandemic, if the hours are in addition to the employee’s regular assignment and would prevent the employee from being eligible to participate in the program.
- A classified employee is not eligible for the program if their regular annual pay received directly from the community college district is more than \$62,400 for an entire academic year at the time of enrollment. When determining a classified employee’s regular annual pay, the employing community college must exclude any pay received by the classified employee during the previous summer recess period.

## Monthly Paycheck Withholdings

The community college district is required to deposit the amounts withheld from participating classified employee monthly paychecks in accordance with the choices made by each participating classified employee in a separate account. Classified employees may request from the district any pay withheld from their paycheck if: (1) the employee separates from employment or (2) due to economic or personal hardship. However, if an employee requests the funds returned, they won’t be entitled to receive any state match.

## Reporting Requirements

Participation in the Classified Employee Summer Assistance Program is optional and below are some key dates:

Key Dates	Description
Jan. 1 of each year	Participating districts notify classified employees that their districts have elected to participate in the program for the following academic year.
March 1	Classified employee should notify their district of: <ul style="list-style-type: none"> <li>• Election to participate in the program</li> <li>• Amount to be withheld from their paycheck for the following academic year</li> <li>• Whether the payment during the summer recess period should be paid in one or two payments</li> </ul>
April 1	Participating districts must submit Classified Community College Employee Summer Assistance Program Reporting Form to the Chancellor’s Office stating the district elects to participate in the program for the following academic year.

Key Dates	Description
May 1	Chancellor's Office notifies participating districts of the estimated state match funding that classified employees can expect to receive.
June 1	Participating districts notifies participating classified employees of the amount of estimated state match funds that a participating classified employee can expect to receive in the subsequent academic year.
On or before July 31	Participating districts must request payment from the Chancellor's Office following the academic year the program was operative. The requested form will be available in June, which is the end of the academic year when the program was operative.
Sept. 1	The Chancellor's Office will apportion funds to participating community college districts within 30 days of receiving a request for payment by the participating community college district for the applicable academic year

## Contact

For questions, please contact Rafael Artiga Meza at 916-323-6899 or [RArtiga@CCCCO.edu](mailto:RArtiga@CCCCO.edu) or Avita Hang at 916-324-9794 or [AHang@CCCCO.edu](mailto:AHang@CCCCO.edu).

## Additional Resources



[Classified Community College Employee Summer Assistance Program](#)

## COMMON COURSE NUMBERING

### Total Allocation

\$105,000,000

### Revenue Recognition

Restricted, 8620 – General Categorical Programs

### 2024-25 Funding Formula

Equal allocation of \$913,043 will be disbursed to 115 colleges through the Advance Apportionment revision (see Common Course Numbering Allocation Table below).

### Purpose of Funds

The goal is for the California Community Colleges to “streamline transfer from two- to four-year postsecondary educational institutions and reduce excess credit (unit) accumulation.” Common Course Numbering (CCN) funds support colleges in their efforts to align existing course curricula to a CCN system and incorporate CCNs into student-facing documentation, such as course catalogs, schedules, and transcripts as required [Education Code section 66725.5 et seq.](#) and the [Higher Education Trailer Bill, Sec.56](#) require.

### 2024-25 Spending Guidelines

Colleges must spend their funds to implement the CCN provisions. Funds may be used for, but not limited to:

1. Aligning existing course curricula to a CCN system,
2. Updating course catalogs and other digital course registries,
3. Support faculty costs associated with course differentiation and curriculum approval,
4. Campus communication efforts to inform students of revised course numbers and curricula,
5. Augmenting staff,
6. Making required technological additions, modifications, and/or updates,
7. Providing resources for collaboration and coordination to help implement those cited expectations including:
  - a. All transfer materials, communications and publications
  - b. Corresponding notation of these actions on the student’s mandatory education plans; and

- c. Appropriate programming within the college’s enterprise system to automate these requirements.

8. Other activities that advance the implementation and adoption of CCN.

## Reporting Requirements

Colleges must provide an annual report including expenditures of CCN funds to the Chancellor’s Office by June 1, and a final expenditure report by June 1, 2027. The report will be administered through an online survey and must include how funds were used for each of the allowable purposes and details on the progress and effectiveness of the implementation efforts. For more information visit the [CCN website](#).

Reporting Deadline	Online survey via Alchemer	Activity Period
June 1, 2025	Expenditure report via online survey via Alchemer	July 1, 2024 - June 30, 2025
June 1, 2026	Expenditure report via online survey via Alchemer	July 1, 2025 - June 30, 2026
June 1, 2027	Final report due	July 1, 2026 - June 30, 2027

## Contact

For questions, please contact Erin Larson at 916-327-0067 or [ELarson@CCCCO.edu](mailto:ELarson@CCCCO.edu) or Sean Madden at 916-445-3898 or [SMadden@CCCCO.edu](mailto:SMadden@CCCCO.edu).

## Additional Resources



[AB 1111 \(Berman, 2021\) Postsecondary education: common course numbering system](#)



[CCN Project website:](#)



[Assembly Higher Education Trailer Bill 2022-2023](#)





[California Education Code, section 66725-66725.5](#)

## Common Course Numbering Allocation Table

College	Allocation
Allan Hancock College	\$913,043
American River College	\$913,043
Antelope Valley College	\$913,043
Bakersfield College	\$913,043
Barstow Community College	\$913,043
Berkeley City College	\$913,043
Butte College	\$913,043
Cabrillo College	\$913,043
Cañada College	\$913,043
Cerro Coso Community College	\$913,043
Cerritos College	\$913,043
Chabot College	\$913,043
Chaffey College	\$913,043
Citrus College	\$913,043
City College of San Francisco	\$913,043
Clovis Community College	\$913,043
Coastline College	\$913,043
College of Alameda	\$913,043
College of Marin	\$913,043
College of San Mateo	\$913,043

College	Allocation
College of the Canyons	\$913,043
College of the Desert	\$913,043
College of the Redwoods	\$913,043
College of the Sequoias	\$913,043
College of the Siskiyous	\$913,043
Columbia College	\$913,043
Compton College	\$913,043
Cosumnes River College	\$913,043
Contra Costa College	\$913,043
Copper Mountain College	\$913,043
Crafton Hills College	\$913,043
Cuesta College	\$913,043
Cuyamaca College	\$913,043
Cypress College	\$913,043
De Anza College	\$913,043
Diablo Valley College	\$913,043
East Los Angeles College	\$913,043
El Camino College	\$913,043
Evergreen Valley College	\$913,043
Feather River College	\$913,043
Folsom Lake College	\$913,043
Foothill College	\$913,043
Fresno City College	\$913,043
Fullerton College	\$913,043

College	Allocation
Gavilan College	\$913,043
Glendale Community College	\$913,043
Golden West College	\$913,043
Grossmont College	\$913,043
Hartnell College	\$913,043
Imperial Valley College	\$913,043
Irvine Valley College	\$913,043
Los Angeles City College	\$913,043
Los Angeles Harbor College	\$913,043
Los Angeles Mission College	\$913,043
Los Angeles Pierce College	\$913,043
Los Angeles Southwest College	\$913,043
Los Angeles Trade-Tech College	\$913,043
Los Angeles Valley College	\$913,043
Lake Tahoe Community College	\$913,043
Laney College	\$913,043
Las Positas College	\$913,043
Lassen College	\$913,043
Long Beach City College	\$913,043
Los Medanos College	\$913,043
Madera College	\$913,043
Mendocino College	\$913,043
Merced College	\$913,043
Merritt College	\$913,043

College	Allocation
MiraCosta College	\$913,043
Mission College	\$913,043
Modesto Junior College	\$913,043
Monterey Peninsula College	\$913,043
Moorpark College	\$913,043
Moreno Valley College	\$913,043
Mt. San Antonio College	\$913,043
Mt. San Jacinto College	\$913,043
Napa Valley College	\$913,043
Norco College	\$913,043
Ohlone College	\$913,043
Orange Coast College	\$913,043
Oxnard College	\$913,043
Palo Verde College	\$913,043
Palomar College	\$913,043
Pasadena City College	\$913,043
Porterville College	\$913,043
Reedley College	\$913,043
Rio Hondo College	\$913,043
Riverside City College	\$913,043
Sacramento City College	\$913,043
Saddleback College	\$913,043
San Bernardino Valley College	\$913,043
San Diego City College	\$913,043

College	Allocation
San Diego Mesa College	\$913,043
San Diego Miramar College	\$913,043
San Joaquin Delta College	\$913,043
San Jose City College	\$913,043
Santa Ana College	\$913,043
Santa Barbara City College	\$913,043
Santa Monica College	\$913,043
Santa Rosa Junior College	\$913,043
Santiago Canyon College	\$913,043
Shasta College	\$913,043
Sierra College	\$913,043
Skyline College	\$913,043
Solano Community College	\$913,043
Southwestern College	\$913,043
Taft College	\$913,043
Ventura College	\$913,043
Victor Valley College	\$913,043
Coalinga College	\$913,043
Lemoore College	\$913,043
West Los Angeles College	\$913,043
West Valley College	\$913,043
Woodland Community College	\$913,043
Yuba College	\$913,043
<b>Total</b>	<b>\$104,999,945</b>

## COMMUNITY COLLEGE PATHWAY TO LAW SCHOOL INITIATIVE (CAL LAW)

### Total Allocation

These grants were funded with one-time fiscal year 2020-21 funds. Total amount awarded was \$2,079,000.

### Revenue Recognition

Restricted, 8620 – General Categorical Programs

### 2024-25 Funding Formula

The Community College Pathway to Law School Initiative (Cal LAW) grants were awarded through a competitive Letter of Intent (LOI) application process. A total of eight community colleges were awarded in Round 1 and a total of 13 community colleges were awarded in Round 2 of the funding opportunity. All 21 awarded grants will end by Dec. 31, 2024.

### Purpose of Funds

The Cal LAW grants awarded to selected community colleges are intended to enhance opportunities and advancement in the legal profession for diverse populations, particularly those who traditionally have been underrepresented. At the core of this effort is expanding diversity, equity and inclusion by ensuring that all students – regardless of race, age, economic status, or geography – can gain the exposure and confidence to pursue a Law career pathway. These investments will provide community college students with a direct path to law school and provide those schools with a pipeline of diverse students from across the state.

### 2024-25 Spending Guidelines

The grant funds can be used to support costs associated with program implementation including:

- Faculty time to engage in:
  - Providing student support in pathway advising;
  - Collaborating with both K-12 and UC/CSU colleagues to create seamless pathways for students; and
  - Attending meetings for planning and design on an initial or expanded offering to be delivered, as well as office hours with experts in the pathway planning and design process.
- Offset the costs of partners engaged in this work, including K-12 partners focused on designing dual enrollment opportunities, faculty time, costs of textbooks and meeting time.

## Reporting Requirements

Grantee colleges are required to submit implementation plans, fiscal and programmatic reporting in the Chancellor's Office NOVA system on a semi-annual basis.

### Cal LAW Round 1 Reporting Deadlines

Reporting Deadline	Reporting Type	Activity Period
Oct. 31, 2024	Final Report Due	May 1, 2023 - Oct. 31, 2024

### Cal LAW Round 2 Reporting Deadlines

Reporting Deadline	Reporting Type	Activity Period
Dec. 31, 2024	Final Report Due	Sept. 1, 2023 - Dec. 31, 2024

## Contact

For questions regarding Cal LAW, please contact LaCandice Ochoa at [LOchoa@CCCCO.edu](mailto:LOchoa@CCCCO.edu).

## Additional Resources



[Foundation for California Community Colleges California LAW Pathways website](#)

## Cal LAW Allocation Table

District	College	Allocation
Cerritos	Cerritos College	\$99,000
Chaffey	Chaffey College	\$99,000
Coast	Golden West College	\$99,000
Kern	Bakersfield College	\$99,000
Los Angeles	Los Angeles City College	\$99,000
North Orange County	Cypress College	\$99,000
Palomar	Palomar College	\$99,000

District	College	Allocation
Rancho Santiago	Santa Ana College	\$99,000
Riverside	Riverside City College	\$99,000
San Diego	San Diego Mesa College	\$99,000
San Joaquin Delta	San Joaquin Delta College	\$99,000
San Jose-Evergreen	Evergreen Valley College	\$99,000
San Jose-Evergreen	San Jose City College	\$99,000
Santa Clarita	College of the Canyons	\$99,000
Sequoias	College of the Sequoias	\$99,000
Solano County	Solano Community College	\$99,000
South Orange County	Irvine Valley College	\$99,000
South Orange County	Saddleback College	\$99,000
Southwestern	Southwestern College	\$99,000
Ventura County	Oxnard College	\$99,000
Ventura County	Ventura College	\$99,000
<b>Total</b>		<b>\$2,079,000</b>



COOPERATIVE AGENCIES RESOURCE FOR EDUCATION (CARE)

Total Allocation

\$33,836,000 – Ongoing

Revenue Recognition

Restricted, 8620 – General Categorical Programs

2024-25 FUNDING FORMULA

Funds were allocated based on the following allocation formula approved by Consultation Council in 2017:

- Each college receives a \$30,000 base.
- Remaining funds is allocated based on the unduplicated number of students served two years prior.
- Colleges are protected at 90% of their prior year allocation.

Purpose of Funds

The CARE program was established in 1982 under Assembly Bill 3103 to provide Extended Opportunity Programs and Services (EOPS) students who are single head-of-household with additional educational support. The intended outcome is to increase the number and percentage of CARE students who successfully complete their chosen educational objectives.

2024-25 SPENDING GUIDELINES

These funds are appropriated to provide services and resources to EOPS students who meet additional eligibility criteria: at least 18 years of age, single head-of-household, receiving CalWORKs or TANF cash aid for themselves or their dependent child(ren). For additional information on allowable and unallowable expenditures, please reference the CARE Implementing Guidelines.

Reporting Requirements

Reporting Deadline	Reporting Type	Activity Period
Oct. 4, 2024	Final Expenditure Report	July 1, 2023 to June 30, 2024
Dec. 15, 2025	Vision Aligned Reporting	July 1, 2024 to June 30, 2025

Contact

For questions, contact Rubindar Kaur at [RKaur@CCCCO.edu](mailto:RKaur@CCCCO.edu).

## Additional Resources

Please refer to the following information to access the training module on the Vision Resource Center:

1. Log in to the [Vision Resource Center](#) or create an account.
2. Search for the training module for Extended Opportunity Programs and Services (EOPS).

## 2024-25 CARE Allocation Table

District	College	Allocation
Allan Hancock	Allan Hancock College	\$537,116
Los Rios	American River College	\$523,107
Antelope Valley	Antelope Valley College	\$569,087
Kern	Bakersfield College	\$507,939
Barstow	Barstow Community College	\$479,821
Peralta	Berkeley City College	\$106,407
Butte-Glenn	Butte College	\$337,360
Cabrillo	Cabrillo College	\$309,090
San Mateo County	Cañada College	\$77,554
Cerritos	Cerritos College	\$414,442
Kern	Cerro Coso Community College	\$221,687
Chabot-Las Positas	Chabot College	\$167,268
Chaffey	Chaffey College	\$401,291
Citrus	Citrus College	\$236,283
San Francisco	City College of San Francisco	\$160,573
State Center	Clovis Community College	\$383,076
West Hills	Coalinga College	\$93,093
Coast	Coastline Community College	\$115,256
Peralta	College of Alameda	\$122,361

District	College	Allocation
Marin	College of Marin	\$184,558
San Mateo County	College of San Mateo	\$91,573
Santa Clarita	College of the Canyons	\$169,894
Desert	College of the Desert	\$305,962
Redwoods	College of the Redwoods	\$384,714
Sequoias	College of the Sequoias	\$540,312
Siskiyou	College of the Siskiyous	\$55,856
Yosemite	Columbia College	\$123,388
Compton	Compton College	\$596,352
Contra Costa	Contra Costa College	\$226,017
Copper Mountain	Copper Mountain College	\$197,642
Los Rios	Cosumnes River College	\$222,891
San Bernardino	Crafton Hills College	\$190,266
San Luis Obispo County	Cuesta College	\$296,741
Grossmont-Cuyamaca	Cuyamaca College	\$233,138
North Orange County	Cypress College	\$430,660
Foothill-De Anza	De Anza College	\$89,518
Contra Costa	Diablo Valley College	\$351,945
Los Angeles	East Los Angeles College	\$457,456
El Camino	El Camino College	\$700,210
San Jose-Evergreen	Evergreen Valley College	\$152,182
Feather River	Feather River College	\$72,978
Los Rios	Folsom Lake College	\$253,470
Foothill-De Anza	Foothill College	\$87,077

District	College	Allocation
State Center	Fresno City College	\$956,486
North Orange County	Fullerton College	\$385,304
Gavilan	Gavilan College	\$264,309
Glendale	Glendale Community College	\$191,880
Coast	Golden West College	\$164,748
Grossmont-Cuyamaca	Grossmont College	\$462,339
Hartnell	Hartnell College	\$265,496
Imperial	Imperial Valley College	\$821,748
South Orange County	Irvine Valley College	\$160,944
Lake Tahoe	Lake Tahoe Community College	\$91,177
Peralta	Laney College	\$263,611
Chabot-Las Positas	Las Positas College	\$114,021
Lassen	Lassen College	\$123,678
West Hills	Lemoore College	\$240,437
Long Beach	Long Beach City College	\$772,430
Los Angeles	Los Angeles City College	\$377,052
Los Angeles	Los Angeles Harbor College	\$396,380
Los Angeles	Los Angeles Mission College	\$294,165
Los Angeles	Los Angeles Pierce College	\$167,217
Los Angeles	Los Angeles Southwest College	\$159,873
Los Angeles	Los Angeles Trade-Tech College	\$709,672
Los Angeles	Los Angeles Valley College	\$350,762
Contra Costa	Los Medanos College	\$222,411
State Center	Madera College	\$196,163

District	College	Allocation
Mendocino	Mendocino College	\$172,072
Merced	Merced College	\$839,157
Peralta	Merritt College	\$177,669
MiraCosta	MiraCosta College	\$282,888
West Valley-Mission	Mission College	\$102,367
Yosemite	Modesto Junior College	\$525,565
Monterey	Monterey Peninsula College	\$302,661
Ventura County	Moorpark College	\$157,898
Riverside	Moreno Valley College	\$258,499
Mt. San Antonio	Mt. San Antonio College	\$609,611
Mt. San Jacinto	Mt. San Jacinto College	\$347,820
Napa Valley	Napa Valley College	\$129,832
Riverside	Norco College	\$132,741
Ohlone	Ohlone College	\$104,133
Coast	Orange Coast College	\$244,857
Ventura County	Oxnard College	\$477,742
Palo Verde	Palo Verde College	\$141,570
Palomar	Palomar College	\$257,445
Pasadena Area	Pasadena City College	\$231,838
Kern	Porterville College	\$317,349
State Center	Reedley College	\$254,899
Rio Hondo	Rio Hondo College	\$596,403
Riverside	Riverside City College	\$468,025
Los Rios	Sacramento City College	\$400,478

District	College	Allocation
South Orange County	Saddleback College	\$154,074
San Bernardino	San Bernardino Valley College	\$286,192
San Diego	San Diego City College	\$406,323
San Diego	San Diego Mesa College	\$155,370
San Diego	San Diego Miramar College	\$183,493
San Joaquin Delta	San Joaquin Delta College	\$513,802
San Jose-Evergreen	San Jose City College	\$127,827
Rancho Santiago	Santa Ana College	\$222,758
Santa Barbara	Santa Barbara City College	\$224,916
Santa Monica	Santa Monica College	\$92,064
Sonoma County	Santa Rosa Junior College	\$214,935
Rancho Santiago	Santiago Canyon College	\$122,685
Shasta-Tehama-Trinity	Shasta College	\$342,542
Sierra	Sierra College	\$441,360
San Mateo County	Skyline College	\$99,868
Solano Community College District	Solano Community College	\$181,767
Southwestern	Southwestern College	\$524,781
West Kern	Taft College	\$105,657
Ventura County	Ventura College	\$201,546
Victor Valley	Victor Valley College	\$397,530
Los Angeles	West Los Angeles College	\$306,842
West Valley-Mission	West Valley College	\$97,806
Yuba	Woodland Community College	\$259,608
Yuba	Yuba College	\$308,821

District	College	Allocation
Total		\$33,836,000

## CULTURALLY RESPONSIVE PEDAGOGY AND PRACTICES (CRPP) GRANTS

### Total Allocation

\$17,374,279 – One-Time Funds

### Revenue Recognition

Restricted, 8620 – General Categorical Programs

### 2024-25 Funding Formula

The CRPP Grants are awarded based on a competitive application process. Grants will be awarded for a period of two academic years, 2023-24 and 2024-25. All performance under this allocation must be completed by June 30, 2025. Extensions will not be granted for these awards. The first installment distribution was half of the total awarded. A total of \$8,687,142 has been delivered through apportionment or one-time payment as of May 2023. The remaining \$8,687,228 has been distributed as of August 2024.

### Purpose of Funds

The 2021 Budget Postsecondary Education Trailer Bill (AB 132) appropriated one-time funding for allocation to community college districts to support a systemwide effort to provide culturally competent professional development, with an emphasis on improving learning outcomes. The additional appropriation came from 2021 Institutional Effectiveness Partnership Initiative Specialized Training grant funds. The funds of this grant must be used to accomplish the intended goals of the CRPP Innovative Best Practices Grants:

1. To aid institutions in developing innovative Diversity, Equity, Inclusion and Accessibility (DEIA)-minded and culturally competent professional development training for faculty.
2. To develop DEIA-focused professional development opportunities to upskill faculty and successfully expand their capacities to serve students, improving students' experiences and outcomes.

### 2024-25 Spending Guidelines

Awards may be used for fees for consultants, release time for faculty, materials and resources in alignment with proposed activities. The allowable indirect administrative cost rate is 5%. There is no match requirement. All expenditures should be used for the purposes outlined above.

### Reporting Requirements

Grantees will be required to report on their proposed projects on an annual basis. The table below describes the annual reporting timeline. The Chancellor's Office may, at its



discretion, institute additional reporting requirements or frequency as needed for the improvement of the grant. The final report must include a project evaluation and a thorough description of the progress made toward each proposed project's outcome measure as included in the proposal.

Expenditure End Date	Reporting Due Date	Annual Expenditure and progress Report
June 30, 2024	Aug. 31, 2024	1st Annual Expenditure (Year 1) and Progress Report due
June 30, 2025	Aug. 31, 2025	5 Final Expenditure (Years 1-2) and Final Report including overall Project Evaluation

## Contact

For questions, please contact Siria Martinez at [SMartinez@CCCCO.edu](mailto:SMartinez@CCCCO.edu).

## Additional Resources



[Culturally Responsive Pedagogy and Practices \(CRPP\) Grants](#)

## CRPP Allocation Table

College	Proposal Title	Total Awarded for Both Years	Second Year Installment (2024-25)
American River College	American River College Learning Innovation and Institutional Equity (LINE) Institute	\$299,730	\$149,865
Berkeley City College	Changing Approaches, Transforming Lives: Implementing Asset-Based Equity Minded Pedagogy & Practices	\$290,650	\$145,325
Butte College	Humanized Online Teaching at Butte College	\$300,000	\$150,000
Cabrillo College*	Cabrillo CRPP IBP 2023 Grant Application	\$300,000	\$150,000
Cerritos College	Cerritos College Equity in the Classroom	\$285,450	\$142,725

College	Proposal Title	Total Awarded for Both Years	Second Year Installment (2024-25)
Chabot College	Chabot College Local DEIA Professional Development Expansion Project	\$300,000	\$150,000
Chaffey College	2023 Chaffey College Culturally Responsive Pedagogy & Practices Innovative Best Practices (CRPP IBP) Grant	\$204,000	\$102,000
Coalinga College	WHCC CRPP IBP	\$300,000	\$150,000
Coastline Community College	Coastline College - DEIA-Focused Professional Development Training Project	\$299,937	\$149,969
College of Marin	Culturally Responsive Pedagogy Grant Application College of Marin	\$299,500	\$149,750
College of San Mateo	CSM CRPP IBP Grant	\$299,231	\$149,616
College of the Canyons (Santa Clarita Community College District)*	SCCCD CRPP Project	\$300,000	\$150,000
College of the Redwoods	Redwoods CRPP IBP	\$300,000	\$150,000
Columbia College	Columbia College Culturally Responsive Pedagogy Initiative	\$300,000	\$150,000
Cuesta College	Cuesta College Culturally Responsive Pedagogy and Practices	\$299,966	\$149,983
Cuyamaca College	Equity Pedagogy and Practice Academy & Peer Online Course Review	\$298,854	\$149,427
East Los Angeles College	ELAC CRPP Innovation	\$298,338	\$149,169
El Camino College*	Facilitating Faculty Growth to Support Success of All Students: The Equity Minded Teaching Institute	\$255,130	\$127,565
Folsom Lake College	Folsom Lake College Culturally Responsive Pedagogy Grant	\$191,470	\$95,735

College	Proposal Title	Total Awarded for Both Years	Second Year Installment (2024-25)
Foothill College	Amplifying Efforts to Increase Sense of Belonging Through CRPP	\$300,000	\$150,000
Fresno City College	Fresno City College Culturally Responsive Pedagogy & Practices Grant	\$300,000	\$150,000
Fullerton College	Fullerton College Course Redesign for Equity (CoRE) Program	\$300,000	\$150,000
Glendale Community College	CRPP Project - Glendale College	\$300,000	\$150,000
Golden West College	Closing GWC Retention and Completion Equity Gaps Through Inclusive Professional Development	\$300,000	\$150,000
Grossmont College**	Launching Grossmont's Faculty Equity & Innovation Institute	\$299,880	\$149,940
Hartnell College*	CRPP IBP RFA Culturally Responsive Pedagogy & Practices; Innovative Best Practices Grants	\$299,308	\$149,654
Lake Tahoe Community College	Lake Tahoe Community College Cultural Fluency Teaching Academy	\$300,000	\$150,000
Lemoore College	WHCL CRPP IBP	\$300,000	\$150,000
Long Beach City College	LBCC Culturally Responsive Pedagogy & Practices Proposal	\$262,331	\$131,166
Los Angeles City College	LACC Culturally Responsive Pedagogy Project	\$299,250	\$149,625
Los Angeles Pierce College*	EDIT Initiative	\$300,000	\$150,000
MiraCosta College	MiraCosta College CRRP Data Inquiry for Anti-Racist Classrooms	\$300,000	\$150,000
Mission College	Equity-Minded Transformation through Sustained Faculty Learning	\$298,372	\$149,186

College	Proposal Title	Total Awarded for Both Years	Second Year Installment (2024-25)
Monterey Peninsula College	Monterey Peninsula College Innovative Curriculum Institute	\$300,000	\$150,000
Moorpark College*	Moorpark College CRPP IBP	\$300,000	\$150,000
Moreno Valley College	Moreno Valley College CRPP Project	\$299,929	\$149,965
Mt. San Antonio College	Integration of College-wide DEISAA Programs for Student Success at Mt. San Antonio College (Mt. SAC)	\$300,000	\$150,000
Mt. San Jacinto College	Mt. San Jacinto College CRPP IBP	\$297,170	\$148,585
Napa Valley College	Center for Equity and Excellence in Teaching and Learning– Culturally Responsive Pedagogy Training	\$300,000	\$150,000
Orange Coast College	Orange Coast College's Culturally Responsive Curriculum and Pedagogy Initiative	\$299,986	\$149,993
Palomar College	Palomar CCD Faculty Cultural Curriculum Teaching Institute 2023-2025	\$299,900	\$149,950
Pasadena City College	Pursuing Critical Consciousness Through Pedagogical Partnerships and Community-Based Learning	\$300,000	\$150,000
Rio Hondo College	Culturally Responsive Pedagogy	\$299,986	\$149,993
Sacramento City College	Equity Pathways	\$300,000	\$150,000
Saddleback College*	Saddleback Equity Allies: Student Success through Allyship and Equity-minded Syllabus	\$300,000	\$150,000
San Diego City College	Promise Pathways Culturally Responsive Pedagogy & DEIA Practices Integration: San Diego City College	\$300,000	\$150,000
San Diego Continuing Education	SDCCE CRPP IBP Equity-Focused Data & Pedagogy Project	\$300,000	\$150,000

College	Proposal Title	Total Awarded for Both Years	Second Year Installment (2024-25)
San Diego Miramar College	Miramar College - CRPP - CREATE: Culturally Responsive Educators Academy & Training for Equity	\$300,000	\$150,000
San Jose City College*	SJCC Culturally Responsive Pedagogy & Practices Innovative Best Practices	\$300,000	\$150,000
Santa Barbara City College	The Affective Learning Institute: Transforming SBCC's Teaching Culture Through CRPP	\$299,922	\$149,961
Santa Monica College*	Culturally Responsive Pedagogy and Practices Grants (Santa Monica College)	\$300,000	\$150,000
Shasta College	Shasta College Equity In Teaching and Learning	\$300,000	\$150,000
Sierra College	Sierra College's CRPP IBP Application	\$299,750	\$149,961
Skyline College	Equity Scholars: Fostering Culturally Responsive Teaching through Faculty Peer Mentoring	\$296,320	\$148,160
Solano College	Solano College CRPP IBP Project	\$300,000	\$150,000
Ventura College	Ventura College Culturally Responsive Innovative Practices Expansion Project	\$300,000	\$150,000
Victor Valley College*	Hone your CRAFT: Culturally Responsive Andragogy Faculty Training	\$300,000	\$150,000
West Los Angeles College	WLAC's Data-Driven Approach to Redesigning Online Learning to Improve Success for Black Students	\$300,000	\$150,000
West Valley College	Inclusive and Equitable Teaching Community of Practice	\$299,919	\$149,960
<b>Total</b>		<b>\$17,374,279</b>	<b>\$8,687,228</b>

\*Funded through payment made from fiscal agent

\*\*Partially funded through payment made from fiscal agent

## **DREAM RESOURCE LIAISONS SUPPORT FUNDS (UNDOCULIAISON)**

### **Total Allocation**

\$11,600,000 – Ongoing

### **Revenue Recognition**

Restricted, 8620 – General Categorical Programs

### **2024-25 Funding Formula**

The program funding formula remains unchanged from the 2023-24 program allocations.

- Each college receives 50% of the funds in base allocation.
- Each college receives 50% of the funds proportionately distributed based on student headcount.

### **Purpose of the Funds**

Funds are provided to ensure each college has a staff person designated as a Dream Resource Liaison, or UndocuLiaison, who is knowledgeable in available financial aid, social services, state-funded immigration legal services, internships, externships and academic opportunities for all students meeting the requirements set forth in Section 68130.5, including undocumented students.

### **2024-25 Spending Guidelines**

Colleges are encouraged to establish a Dream Resource Center on each of their respective campuses. Dream Resource Centers may offer support services, including, but not necessarily limited to, academic counseling, peer support services, psychological counseling, referral for social services and state-funded immigration legal services. The space in which the liaison is located may be deemed a Dream Resource Center and may be housed within existing student service or academic centers. This must not be construed as suggesting the construction of a new or separate space for Dream Resource Centers.

### **Reporting Requirements**

N/A

### **Contact**

For questions related to Dream Resource Centers, email Heather McClenahen at [HMcClenahen@CCCCO.edu](mailto:HMcClenahen@CCCCO.edu).

### **Additional Resources**

- Please ensure the Dream Resource Liaison or UndocuLiaison contact is updated on the Chancellor's Office [Find A College](#) webtool. To view the contact, check the box "Show

Undocumented Student Resources” in the filter search bar. To make changes, please complete this [form](#), the webtool will be updated quarterly.

- [Undocumented Student Support Resources](#)
- [Undocumented Student Support E-Handbook](#)

## Dream Resource Liaison Support Fund Allocation Table

District	College	Allocation
Allan Hancock	Allan Hancock College	\$101,176
Antelope Valley	Antelope Valley College	\$94,491
Barstow	Barstow Community College	\$63,494
Butte	Butte College	\$86,933
Cabrillo	Cabrillo College	\$90,028
Cerritos	Cerritos College	\$140,163
Chabot-Las Positas	Chabot College	\$95,437
Chabot-Las Positas	Las Positas College	\$78,046
Chaffey	Chaffey College	\$125,098
Citrus	Citrus College	\$94,126
Coast	Coastline College	\$90,503
Coast	Golden West College	\$99,149
Coast	Orange Coast College	\$115,882
Compton	Compton College	\$66,942
Contra Costa	Contra Costa College	\$76,360
Contra Costa	Diablo Valley College	\$115,550
Contra Costa	Los Medanos College	\$80,782
Copper Mountain	Copper Mountain College	\$56,014
Desert	College of the Desert	\$96,939
El Camino	El Camino College	\$140,036

District	College	Allocation
Feather River	Feather River College	\$57,975
Foothill-De Anza	De Anza College	\$123,190
Foothill-De Anza	Foothill College	\$117,920
Gavilan	Gavilan College	\$74,719
Glendale	Glendale Community College	\$110,986
Grossmont-Cuyamaca	Cuyamaca College	\$84,645
Grossmont-Cuyamaca	Grossmont College	\$101,170
Hartnell	Hartnell College	\$83,301
Imperial	Imperial Valley College	\$82,574
Kern	Bakersfield College	\$159,558
Kern	Cerro Coso Community College	\$71,245
Kern	Porterville College	\$65,678
Lake Tahoe	Lake Tahoe Community College	\$76,049
Lassen	Lassen College	\$58,868
Long Beach	Long Beach City College	\$151,220
Los Angeles	East Los Angeles College	\$195,516
Los Angeles	Los Angeles City College	\$124,968
Los Angeles	Los Angeles Harbor College	\$85,289
Los Angeles	Los Angeles Mission College	\$96,648
Los Angeles	Los Angeles Pierce College	\$119,579
Los Angeles	Los Angeles Trade-Tech College	\$102,986
Los Angeles	Los Angeles Valley College	\$122,125
Los Angeles	Los Angeles Southwest College	\$78,900
Los Angeles	West Los Angeles College	\$96,179



District	College	Allocation
Los Rios	American River College	\$161,991
Los Rios	Cosumnes River College	\$104,671
Los Rios	Folsom Lake College	\$86,734
Los Rios	Sacramento City College	\$122,256
Marin	College of Marin	\$73,150
Mendocino-Lake	Mendocino College	\$67,749
Merced	Merced College	\$94,227
MiraCosta	MiraCosta College	\$96,502
Monterey	Monterey Peninsula College	\$79,206
Mt. San Antonio	Mt. San Antonio College	\$228,562
Mt. San Jacinto	Mt. San Jacinto College	\$115,342
Napa Valley	Napa Valley College	\$67,298
North Orange County	Cypress College	\$100,538
North Orange County	Fullerton College	\$150,151
Ohlone	Ohlone College	\$95,043
Palo Verde	Palo Verde College	\$67,592
Palomar	Palomar College	\$125,196
Pasadena Area	Pasadena City College	\$139,766
Peralta	College of Alameda	\$78,807
Peralta	Berkeley City College	\$81,580
Peralta	Laney College	\$97,651
Peralta	Merritt College	\$83,387
Rancho Santiago	Santa Ana	\$184,685
Rancho Santiago	Santiago Canyon College	\$114,965

District	College	Allocation
Redwoods	College of the Redwoods	\$67,639
Rio Hondo	Rio Hondo College	\$124,030
Riverside	Moreno Valley College	\$89,440
Riverside	Norco College	\$90,135
Riverside	Riverside City College	\$125,324
San Bernardino	Crafton Hills College	\$71,334
San Bernardino	San Bernardino Valley College	\$93,069
San Diego	San Diego City College	\$164,792
San Diego	San Diego Mesa College	\$126,116
San Diego	San Diego Miramar College	\$106,781
San Francisco	City College of San Francisco	\$139,416
San Joaquin Delta	San Joaquin Delta College	\$119,894
San Jose-Evergreen	Evergreen Valley College	\$84,871
San Jose-Evergreen	San Jose City College	\$82,049
San Luis Obispo County	Cuesta College	\$95,301
San Mateo County	Cañada College	\$75,354
San Mateo County	College of San Mateo	\$85,025
San Mateo County	Skyline College	\$92,203
Santa Barbara	Santa Barbara City College	\$117,677
Santa Clarita	College of the Canyons	\$140,902
Santa Monica	Santa Monica College	\$146,724
Sequoias	College of the Sequoias	\$98,247
Shasta-Tehama-Trinity	Shasta College	\$83,286
Sierra	Sierra College	\$114,802

District	College	Allocation
Siskiyou	College of the Siskiyou	\$57,666
Solano County	Solano Community College	\$82,927
Sonoma County	Santa Rosa Junior College	\$131,345
South Orange	Irvine Valley College	\$105,811
South Orange	Saddleback College	\$146,344
Southwestern	Southwestern College	\$123,594
State Center	Clovis Community College	\$85,176
State Center	Fresno City College	\$152,997
State Center	Madera College	\$74,716
State Center	Reedley College	\$85,482
Ventura County	Moorpark College	\$102,654
Ventura County	Oxnard College	\$78,621
Ventura County	Ventura College	\$93,853
Victor Valley	Victor Valley College	\$100,324
West Hills	Coalinga College	\$63,770
West Hills	Lemoore College	\$68,476
West Kern	Taft College	\$69,663
West Valley-Mission	Mission College	\$79,802
West Valley-Mission	West Valley College	\$85,194
Yosemite	Columbia College	\$60,328
Yosemite	Modesto Junior College	\$112,550
Yuba	Woodland Community College	\$66,049
Yuba	Yuba College	\$72,761
<b>Total</b>		<b>\$11,600,000</b>

## DISABLED STUDENT PROGRAMS AND SERVICES (DSPS)

### Total Allocation

\$159,281,000 for Disabled Student Programs and Services (DSPS)

\$9,600,000 for Deaf and Hard of Hearing (DHH)

\$1,245,000 for Access to Print (ATP)

### Revenue Recognition

Restricted, 8620 – General Categorical Programs

### 2024-25 Funding Formula

This is the second year of implementing the new DSPS funding formula. The funding formula uses student headcount rather than weighted student count. There is a \$200,000 base for each college. The remaining funds are broken into headcount (90% of the funding) and expanded college effort (10% of the funding). This is year two of the five-year phased-in approach that puts into place protections and growth caps for colleges as the new funding formula is implemented.

### Purpose of Funds

These funds are provided to support academic adjustments, auxiliary aids, services and/or instruction to serve students with disabilities, including deaf and hard of hearing students and access to print and electronic information funding and resources.

### 2024-25 Spending Guidelines

DSPS fund expenditures must:

- Not duplicate services or instruction which are otherwise available to all students;
- Be directly related to the educational limitations of the verified disabilities of the students to be served;
- Be directly related to the students' participation in the educational process;
- Promote the maximum independence and integration of students with disabilities;
- Not include any change to curriculum or course of study that is so significant that it alters the required objectives or content of the curriculum in the approved course outline, thereby causing a fundamental alteration; and
- Support participation of students with disabilities in educational activities consistent with the mission of the community colleges as set forth in [Education Code section 66010.4](#).

## Reporting Requirements

Annual final expenditure reporting is required through [Student Services Automated Reporting for Community Colleges \(SSARCC\) \(cccco.edu\)](https://cccco.edu/ssarcc). In addition, colleges are required to report on Student Primary Verified Disability and Student Service Contacts in the Chancellor's Office Management Information System each term, along with completing Vision-Aligned Reporting (VAR).

Reporting Deadline	Reporting Type	Activity Period
Oct. 4, 2024	Final Expenditure Reports via SSARCC	July 1, 2023 - June 30, 2024
December 2025	Vision-Aligned Reporting (VAR)	July 1, 2024 - June 30, 2025

## Contact

For questions, please contact Jennifer Tabb at [JTabb@CCCCO.edu](mailto:JTabb@CCCCO.edu).

## Additional Resources



For additional program resources, please visit the [California Community Colleges DSPS website](https://cccco.edu/dsps).

## 2024-25 DSPS Allocation Table

District	College	DSPS Allocation	DHH Allocation	ATP Allocation
Allan Hancock	Allan Hancock	\$1,404,005	\$ -	\$10,628
Antelope Valley	Antelope Valley	\$1,411,086	\$58,474	\$10,923
Barstow	Barstow	\$431,252	\$5,847	\$10,178
Butte	Butte	\$975,996	\$87,711	\$10,585
Cabrillo	Cabrillo	\$1,661,911	\$35,084	\$10,979
Cerritos	Cerritos	\$2,245,758	\$292,369	\$10,998
Chabot-Las Positas	Chabot	\$1,311,709	\$35,084	\$10,694
Chabot-Las Positas	Las Positas	\$721,586	\$ -	\$10,386

District	College	DSPS Allocation	DHH Allocation	ATP Allocation
Chaffey	Chaffey	\$1,963,026	\$5,847	\$11,313
Citrus	Citrus	\$1,156,130	\$102,329	\$10,717
Coast	Coastline	\$2,051,055	\$ -	\$11,305
Coast	Golden West	\$1,231,120	\$ -	\$10,751
Coast	Orange Coast	\$1,566,987	\$175,422	\$11,005
Compton	Compton	\$608,569	\$31,724	\$10,212
Contra Costa	Contra Costa	\$828,748	\$ -	\$10,337
Contra Costa	Diablo Valley	\$1,876,307	\$ -	\$11,262
Contra Costa	Los Medanos	\$1,142,510	\$13,246	\$10,713
Copper Mountain	Copper Mountain	\$450,247	\$ -	\$10,194
Desert	Desert	\$1,246,033	\$102,329	\$10,683
El Camino	El Camino	\$2,005,949	\$175,422	\$11,066
Feather River	Feather River	\$317,921	\$ -	\$10,101
Foothill-De Anza	De Anza	\$2,867,885	\$233,896	\$11,279
Foothill-De Anza	Foothill	\$1,666,057	\$ -	\$11,136
Gavilan	Gavilan	\$974,655	\$29,237	\$10,597
Glendale	Glendale	\$1,807,134	\$58,474	\$10,684
Grossmont-Cuyamaca	Cuyamaca	\$1,057,736	\$14,034	\$10,520
Grossmont-Cuyamaca	Grossmont	\$1,787,769	\$116,948	\$10,837
Hartnell	Hartnell	\$945,728	\$116,948	\$10,528
Imperial	Imperial Valley	\$986,103	\$58,474	\$10,650
Kern	Bakersfield	\$1,378,002	\$175,422	\$10,809
Kern	Cerro Coso	\$364,891	\$ -	\$10,127
Kern	Porterville	\$553,807	\$70,169	\$10,302

District	College	DSPS Allocation	DHH Allocation	ATP Allocation
Lake Tahoe	Lake Tahoe	\$356,594	\$11,695	\$10,121
Lassen	Lassen	\$425,571	\$ -	\$10,104
Long Beach	Long Beach City	\$3,509,711	\$467,791	\$12,460
Los Angeles	East Los Angeles	\$2,029,310	\$5,847	\$11,395
Los Angeles	Los Angeles City	\$1,355,243	\$146,185	\$10,828
Los Angeles	Los Angeles Harbor	\$1,099,290	\$43,855	\$10,697
Los Angeles	Los Angeles Mission	\$863,141	\$23,390	\$10,501
Los Angeles	Los Angeles Pierce	\$1,283,019	\$204,659	\$10,838
Los Angeles	Los Angeles Southwest	\$490,241	\$ -	\$10,225
Los Angeles	Los Angeles Trade-Tech	\$1,348,409	\$175,422	\$10,627
Los Angeles	Los Angeles Valley	\$1,322,392	\$23,390	\$10,836
Los Angeles	West Los Angeles	\$784,222	\$23,390	\$10,448
Los Rios	American River	\$2,122,612	\$131,566	\$11,374
Los Rios	Cosumnes River	\$1,107,799	\$52,626	\$10,690
Los Rios	Folsom Lake	\$837,618	\$ -	\$10,494
Los Rios	Sacramento City	\$1,976,592	\$ -	\$11,373
Marin	Marin	\$920,045	\$29,237	\$10,536
Mendocino	Mendocino	\$598,638	\$43,855	\$10,270
Merced	Merced	\$1,115,352	\$23,390	\$10,709
MiraCosta	MiraCosta	\$1,682,953	\$ -	\$11,079
Monterey	Monterey	\$938,434	\$ -	\$10,568
Mt. San Antonio	Mt. San Antonio	\$4,748,649	\$877,108	\$12,557
Mt. San Jacinto	Mt. San Jacinto	\$1,195,920	\$ -	\$10,708

District	College	DSPS Allocation	DHH Allocation	ATP Allocation
Napa Valley	Napa Valley	\$1,107,350	\$58,474	\$10,521
North Orange County	Cypress	\$1,693,418	\$146,185	\$11,105
North Orange County	Fullerton	\$4,717,016	\$175,422	\$13,361
Ohlone	Ohlone	\$1,294,650	\$517,922	\$10,405
Palo Verde	Palo Verde	\$446,210	\$5,847	\$10,835
Palomar	Palomar	\$1,998,383	\$242,082	\$11,295
Pasadena Area	Pasadena City	\$2,291,791	\$87,711	\$11,604
Peralta	Alameda	\$751,508	\$17,542	\$10,389
Peralta	Berkeley City	\$817,560	\$35,084	\$10,427
Peralta	Laney	\$1,268,519	\$292,369	\$10,758
Peralta	Merritt	\$689,427	\$2,924	\$10,378
Rancho Santiago	Santa Ana	\$1,142,416	\$140,337	\$10,652
Rancho Santiago	Santiago Canyon	\$940,775	\$58,474	\$10,527
Redwoods	Redwoods	\$803,439	\$5,847	\$10,437
Rio Hondo	Rio Hondo	\$1,313,678	\$87,711	\$10,812
Riverside	Moreno Valley	\$969,512	\$116,903	\$10,541
Riverside	Norco	\$893,676	\$128,643	\$10,489
Riverside	Riverside	\$2,361,322	\$263,132	\$11,661
San Bernardino	Crafton Hills	\$676,462	\$ -	\$10,283
San Bernardino	San Bernadino	\$1,407,853	\$58,474	\$10,781
San Diego	San Diego City	\$1,356,654	\$116,948	\$10,879
San Diego	San Diego Mesa	\$1,938,893	\$146,185	\$11,326
San Diego	San Diego Miramar	\$2,555,411	\$409,317	\$11,605
San Francisco	San Francisco City	\$2,767,576	\$140,337	\$11,553



District	College	DSPS Allocation	DHH Allocation	ATP Allocation
San Joaquin Delta	San Joaquin Delta	\$1,145,772	\$102,329	\$10,568
San Jose-Evergreen	Evergreen Valley	\$960,829	\$29,237	\$10,376
San Jose-Evergreen	San Jose City	\$1,080,830	\$58,474	\$10,640
San Luis Obispo County	Cuesta	\$1,316,596	\$ -	\$10,815
San Mateo County	Cañada	\$730,470	\$38,008	\$10,398
San Mateo County	San Mateo	\$1,428,452	\$ -	\$10,938
San Mateo County	Skyline	\$719,570	\$ -	\$10,316
Santa Barbara	Santa Barbara City	\$2,174,978	\$29,237	\$11,509
Santa Clarita	Canyons	\$1,404,066	\$40,932	\$10,744
Santa Monica	Santa Monica	\$2,646,006	\$350,843	\$11,682
Sequoias	Sequoias	\$2,378,444	\$73,092	\$11,643
Shasta-Tehama-Trinity	Shasta	\$1,157,606	\$17,542	\$10,758
Sierra	Sierra	\$1,681,596	\$204,659	\$11,136
Siskiyou	Siskiyou	\$359,975	\$ -	\$10,124
Solano County	Solano	\$831,619	\$ -	\$10,370
Sonoma County	Santa Rosa	\$3,293,786	\$146,185	\$12,239
South Orange County	Irvine Valley	\$1,387,126	\$58,474	\$10,845
South Orange County	Saddleback	\$3,282,963	\$58,474	\$12,344
Southwestern	Southwestern	\$2,246,929	\$ -	\$11,452
State Center	Clovis	\$1,280,717	\$23,390	\$10,811
State Center	Fresno City	\$2,847,097	\$292,369	\$11,938
State Center	Madera	\$799,471	\$17,542	\$10,583
State Center	Reedley	\$1,216,259	\$ -	\$10,752
Ventura County	Moorpark	\$1,672,638	\$ -	\$11,106

District	College	DSPS Allocation	DHH Allocation	ATP Allocation
Ventura County	Oxnard	\$1,194,659	\$102,329	\$10,696
Ventura County	Ventura	\$1,484,817	\$146,185	\$10,984
Victor Valley	Victor Valley	\$1,088,134	\$52,626	\$10,678
West Hills	Coalinga	\$546,179	\$11,695	\$10,144
West Hills	Lemoore	\$845,567	\$29,237	\$10,549
West Kern	Taft	\$427,484	\$ -	\$10,152
West Valley-Mission	Mission	\$1,225,616	\$14,618	\$10,504
West Valley-Mission	West Valley	\$1,677,698	\$1,183	\$10,837
Yosemite	Columbia	\$555,557	\$5,847	\$10,275
Yosemite	Modesto	\$1,489,477	\$116,948	\$10,870
Yuba	Woodland	\$666,516	\$ -	\$10,335
Yuba	Yuba	\$722,575	\$46,779	\$10,328
<b>Total</b>		<b>\$159,281,000</b>	<b>\$9,600,000</b>	<b>\$1,245,000</b>

## **ECONOMIC & WORKFORCE DEVELOPMENT PROGRAM – CENTERS OF EXCELLENCE**

### **2023-24 Total Allocation**

\$7,400,000 – Ongoing

### **Revenue Recognition**

Restricted, 8690 – Other State Revenue

### **2024-25 Funding Formula**

Economic and Workforce Development (EWD) funds were issued through a competitive Request for Applications to fund one Statewide Career Mobility Accelerator Center and eight Regional Centers of Excellence (COE) over a five-year performance period.

### **Purpose of Funds**

A primary function of the Statewide Career Mobility Accelerator Center is to provide leadership of the regional network of eight Regional COEs located across California. The goal of the eight Regional COEs is to provide leadership and create opportunities to help colleges understand and contextualize labor market data and to support workforce training needs.

### **2024-25 Spending Guidelines**

A primary function of each Regional COE will be to support inclusive, equity-centered regional economic growth; help communities accomplish their goals related to community college student and adult learner retention, completion and transition to the workforce; and address employer and employee needs, including facilitation of career mobility opportunities for employees. This work requires an extensive use of Labor Market Information, data analytics and data storytelling, which allows the colleges and workforce education providers in the regions to be more responsive to the needs of students and local employers and industry. Additionally, an aim for the COEs is to be equipped to support the realization of the Chancellor's Office Vision 2030 and Career Mobility goals by providing support to the region related to Chancellor's Office communications, and implementation of its new initiatives and policy regulations.

California Education Code [Section 88600](#) outlines the Economic Development Program, which aims to foster collaboration between educational institutions, businesses and communities to support economic development. The spending guidelines under this code focus on ensuring that funds are used effectively to achieve these goals. Here's an overview of the spending guidelines:

1. Alignment with Program Goals: Expenditures must align with the primary objectives of the Economic Development Program, which include workforce development, job creation and improving the competitiveness of local businesses.

2. Use of Funds: Funds can be used for activities such as:

- Developing or expanding educational programs that respond to local labor market needs.
- Supporting partnerships between community colleges and local industries.
- Providing training and re-training programs for current and future workforce needs.
- Enhancing business development and job creation efforts in the community.

3. Accountability and Reporting: Institutions receiving funds must track and report how the money is spent. This includes demonstrating how expenditures contribute to meeting the economic development goals specified in the program.

4. Budgetary Controls: There must be clear budgetary controls and approval processes in place to ensure that spending is consistent with the program's purpose and that funds are not misused.

5. Prohibited Expenditures: Funds should not be used for activities unrelated to economic development, such as general administrative expenses, personal gains, or unrelated capital improvements.

6. Match Funding and Indirect Costs: Institutions are encouraged to seek additional funding sources to supplement the state funds and maximize the impact of the program. This could include partnerships with local businesses, grants, and other community resources. There is a 25% match requirement for these funds. There are two kinds of cost sharing permitted for this application: cash and in-kind.

- Cash matching includes cash spent for project-related costs. The allowable cash match must include costs that are “necessary, reasonable, and allowable under this program.
- In-kind matching includes, but is not limited to, the valuation of non-cash contributions provided by a college, organization, employer or other related third party. An in-kind match may be in the form of services, supplies, real property, and equipment. The value of the service may be used for the matching requirements. The services must be necessary, reasonable and allowable under the program.
- Indirect costs should not exceed 4% and should be calculated as follows:  $\text{Grant Amount} \div 1.04 = \text{Grant Operating Budget} \times 4\% = \text{Indirect Costs}$

7. Evaluation and Outcome Measurement: Spending should be linked to measurable outcomes, such as job placements, business growth, or the successful development of new training programs. Regular evaluations are required to assess the effectiveness of the spending in achieving the program's goals.

These guidelines ensure that the funds are used strategically to support economic development initiatives that benefit both the local community and the broader economy. Additionally, here are specifications and additional guidelines for the COE program.

## Reporting Requirements

Reporting Deadline	Reporting Type
Jan. 31, 2025	Report For Quarter in NOVA
Jan. 31, 2026	Report For Quarter in NOVA
Jan. 31, 2027	Report For Quarter in NOVA
March 31, 2028	Final Report

## Contact

For questions, please contact Katie Gilks at [KGilks@CCCCO.edu](mailto:KGilks@CCCCO.edu).

## Centers of Excellence – Year One Allocation Table

District	Allocation
Cabrillo Community College District	\$800,000
Los Rios Community College District	\$800,000
Los Rios Community College District	\$1,000,000
MiraCosta Community College District	\$800,000
Mt. San Antonio Community College District	\$800,000
Rancho Santiago Community College District	\$800,000
Riverside Community College District	\$800,000
Santa Clarita Community College District	\$800,000
State Center Community College District	\$800,000
<b>Total</b>	<b>\$7,400,000</b>

## **ECONOMIC & WORKFORCE DEVELOPMENT PROGRAM – EMPLOYER ENGAGEMENT**

### **2024-25 Total Allocation**

\$12,000,000– Employer Engagement Grants

\$1,236,100 – Special Projects (To Be Determined)

### **Revenue Recognition**

Restricted, 8690 – Other State Revenue

### **2024-25 Funding Formula**

Economic and Workforce Development (EWD) funds were issued to the regional consortia as part of the Regional Collaboration and Coordination competitive grant process. EWD funds were allocated to support and expand employer engagement efforts within the regions.

### **Purpose of Funds**

The Employer Engagement funding is to a host California community college or district in each region to provide regional collaboration and coordination, working with the colleges and key stakeholders in the regional workforce and economic development ecosystem to help drive:

- Collaboration and coordination of career education programs among colleges in each identified region.
- Regional strategies to reduce employment and equity gaps.
- Capture and dissemination of valuable, region-specific employer, industry and student success data.
- Development of strategies and structures that provide comprehensive supports to serve part-time and adult learners.
- Development of current regional governance structures and employer engagement functions that are much more inclusive.

### **2024-25 Spending Guidelines**

Funds must be used for the purposes specified in the grant guidelines. Any administrative cost allowance and indirect funds must adhere to the specified limits.

EWD Employer Engagement funds are provided to assist community colleges in fostering relationships with key employers and identifying opportunities to enrich career and work-based learning opportunities and activities for students. Employer Engagement funds

must be used to ensure that community colleges are expanding work-based learning opportunities, increasing student employment outcomes and being responsive to regional employer workforce needs.

The Regional Consortia hosted by a community college district must:

- Conduct the work of regional collaboration and coordination, including organizing key stakeholders and refining established governance structure that is more inclusive, and responsive to employers and partners in the regions.
- Assist colleges in their region in fostering relationships with key employers and identifying opportunities to enrich career and work-based learning opportunities and activities for students.
- Create a regional employer engagement plan that clearly articulates how resources will be structured and deployed in the region to ensure that districts/colleges are supported and assisted in expanding work-based learning, increasing student employment and being responsive to employer workforce needs, as well as stating how employer engagement will be evaluated by districts/colleges for effectiveness.

EWD dollars have a 25% match requirement. The requirement can be met with either in-kind or cash match. To count as match the resource identified must be under the direct control of the project personnel leading the program. The 2024-25 funds represent the fourth year of a five-year grant cycle. The Regional Collaboration and Coordination Grants were issued July 1, 2023.

## Reporting Requirements

Reporting Deadline	Reporting Type
Oct. 30, 2024	Report For Quarter in NOVA
Jan. 30, 2025	Report For Quarter in NOVA
April 30, 2025	Report For Quarter in NOVA
July 31, 2025	Report For Quarter in NOVA
Aug. 31, 2025	Final Report

## Contact

For questions, please contact Katie Gilks at [KGilks@CCCCO.edu](mailto:KGilks@CCCCO.edu).

## Employer Engagement – Year Four Allocation Table

District	Allocation
Butte-Glenn Community College District	\$2,197,717
Cabrillo Community College District	\$2,461,572
Grossmont-Cuyamaca Community College District	\$1,108,704
Kern Community College District	\$1,319,033
Pasadena Area Community College District	\$1,524,549
Rancho Santiago Community College District	\$1,099,501
Riverside Community College District	\$1,176,322
Santa Barbara Community College District	\$1,112,602
<b>Total</b>	<b>\$12,000,000</b>



## EQUAL EMPLOYMENT OPPORTUNITY – INNOVATIVE BEST PRACTICES GRANTS

### Total Allocation

\$5,651,795– One-Time Funds

### Revenue Recognition

Restricted, 8620 – General Categorical Programs

### 2024-25 Funding Formula

The Equal Employment Opportunity (EEO) Innovative Best Practices Grants were awarded based on a competitive application process. Grants were awarded in two installments. Successful applicants were awarded Round 1 funding, totaling 50% of the total program funds, June 2023, prior to the 2023-24 academic year. The remaining program funds were awarded in Round 2 July 2024, prior the 2024-25 academic year and were contingent on successful performance toward outlined outcome measures and institutionalization of proposed interventions into the new EEO plan.

### Purpose of Funds

The 2021 Budget Postsecondary Education Trailer Bill (AB 123) appropriated one-time funding for allocation to community college districts to aid institutions that pilot or create innovative DEIA-minded practices related to EEO in the Pre-Hiring Interventions, Post-Hiring Interventions or Diversity Promising Interventions.

The EEO Innovative Best Practices Grants are competitive, one-time grants to aid institutions that pilot or create innovative DEIA-minded practices related to EEO in the categories listed below. Funding will also be allocated to enhance or expand existing EEO efforts that support faculty and staff diversity.

Activities proposed must result in one or more of the following intervention efforts highlighted below.

- **Pre-Hiring Interventions:** Strategies that support and equitable and inclusive environment that helps to attract and retain candidates from underrepresented groups and other nontraditional candidates.
- **Post- Hiring Interventions:** Strategies that promote development of diverse and qualified candidate pools and/or eliminate bias in hiring decisions. See below for possible interventions.
- **Diversity Promising Interventions:** Strategies that gather and utilize hiring and workforce data, support new employees or manage and respond to EEO complaints.

## 2024-25 Spending Guidelines

Funds must be used to support proposed activities and allowable activities stated in the application, such as fees for consultants, release time for faculty, materials and resources in alignment with proposed activities. There is no match requirement.

### Other Allowable Expenditures

- Expenditures for third-party vendors are permitted if their roles are within the workplan's context.
- If included in the workplan, funds can be used to compensate both student interns and employee mentors in a mentorship program.
- Indirect administrative (overhead) may be charged to the grant at a rate not to exceed 5%.
- In-state travel costs are allowable if expenses for transportation, lodging, subsistence, and related items are only incurred by district employees on official business relevant to accomplishing this project's goals and outcomes. District travel and reimbursement policies apply.

### Prohibited Expenditures

- Out-of-state travel costs may not be charged to the Equal Employment Opportunity (EEO) Innovative Best Practices Grants.

## Reporting Requirements

Grantees must report on their proposed projects annually. The table below describes the annual reporting timeline. The Chancellor’s Office may, at its discretion, institute additional reporting requirements or frequency as needed for the improvement of the grant. The final report must include a project evaluation, and a thorough description of the progress made toward each proposed project’s outcome measure as included in the proposal.

Expenditure End Date	Reporting Due Date	Annual Expenditure and Progress Reports
March 31, 2024	April 30, 2024	1st Annual Expenditure (Year 1) and Progress Report due
June 30, 2025	Aug. 31, 2025	Final Expenditure (Years 1-2) and Final Report including overall Project Evaluation

## Contact

For questions, please contact Abdimalik Buul at [ABuul@CCCCO.edu](mailto:ABuul@CCCCO.edu), or Krystal Henderson at [KHenderson@CCCCO.edu](mailto:KHenderson@CCCCO.edu).

## Additional Resources



[Equal Employment Opportunity Grants Webpage](#)



[Equal Employment Opportunity Request for Applications](#)

## 2024-25 Equal Employment Opportunity Grants Allocation Table

District	Proposal Title	Total Awarded
Allan Hancock Joint Community College District	Allan Hancock College Equal Opportunity Innovative Best Practices	\$200,000
Cabrillo Community College District	Cabrillo's 2023 EEO-Innovative Best Practice Proposal	\$200,000
Coast Community College District*	EEO IBP - Coast Community College District	\$300,000
Contra Costa Community College District	4CD Teaching Excellence Faculty Internship	\$300,000
Lake Tahoe Community College District	Lake Tahoe Community College Faculty and Staff Onboarding and Mentorship Program	\$200,000
Long Beach Community College District	LBCC Onboarding Infrastructure Project	\$296,429
MiraCosta Community College District*	MiraCosta College EEO IBP Application	\$300,000
Mt. San Antonio Community College District	Employee Mentorship and Restorative Justice Programs at Mt. San Antonio College	\$300,000

District	Proposal Title	Total Awarded
North Orange County Community College District*	Boosting Recruitment & Applicants with NOCCCD's DEIAA (BRAND) Intervention	\$299,985
Peralta Community College District	Equal Employment Opportunity Innovative Best Practices	\$155,500
Rancho Santiago Community College District	Rancho Academy: an innovative practical pathway to faculty diversity	\$300,000
Rio Hondo Community College District	Beyond Diversity Initiative	\$299,897
San Bernardino Community College District	SBCCD EEO Innovative Best Practices	\$200,000
San Francisco Community College District	The Humanizing Resources Project: Hire, Retain, Celebrate Employee Excellence Project (HRCEEP)	\$300,000
Santa Barbara Community College District	Disrupting institutional and structural racism: Hiring for Equity and Fostering Belongingness	\$299,995
Santa Monica Community College District	Santa Monica College - EEO IBP Application	\$300,000
Shasta-Tehama-Trinity Joint Community College District	Shasta College Advancement of Diversity and Equity through EEO (SCADEE)	\$200,000
Sierra Joint Community College District	EEO IBP Equal Employment Opportunity (EEO) Innovative Best Practices Grant Application (Sierra College)	\$300,000
Sonoma County Community College District	SRJC: Cultivating an Ecosystem of Belonging	\$300,000
South Orange Community* College District	SOCCCD Building Leadership Opportunities through Outstanding Mentorship (BLOOM)	\$300,000
State Center Community College District	SCCCD Faculty Internship and Diversity Program (FIDP)	\$300,000
<b>Total</b>		<b>\$5,651,795</b>

*\*Funded through payment made from fiscal agent*

## EQUITABLE PLACEMENT AND COMPLETION GRANT PROGRAM

### 2023-24 Total Allocation

\$64,000,000 – One-Time Funds, Allocated 2023-24

### Revenue Recognition

Restricted, 8690 - Other State Revenue

### 2023-24 Funding Formula

(1) Thirty-four percent of funds as a base allocation to all community colleges, \$21,760,000.

(2) Thirty-three percent of funds to community colleges with below average enrollment in transfer-level mathematics or English courses, \$21,120,000.

(3) Thirty-three percent of these funds will be awarded to community colleges with below average rates of students successfully completing transfer-level mathematics or English courses within one year of their first attempt in the discipline, \$21,120,000.

### Purpose of Funds

Assembly Bill 183 (2022) established the California Community College Equitable Placement and Completion Grant Program and appropriated \$64 million (one-time) from the General Fund to the Board of Governors of the California Community Colleges to ensure the maximum implementation of equitable placement and completion reforms at California community colleges. These funds support AB (Assembly Bill) 1705 work and other matriculation and education planning services to increase student success.

To receive funds, colleges submitted a detailed plan documenting changes in placement practices and curricular structures to be made to reach full implementation and demonstrate continuous improvement in the overall success rates of students completing transfer-level mathematics or English courses within one year of their first attempt in the discipline.

Please also review guidance memorandum [ESS 23-08](#) which provides background and comprehensive details on the Equitable Placement, Support and Completion funding allocation and plans.

Pursuant to Education Code statute [78213.2](#), this funding is intended to ensure the full implementation of equitable placement, support and completion policies and practices. In accordance with the provisions of subdivision (b), the Chancellor's Office will distribute funding to community colleges that satisfy the statutory requirements and any programmatic criteria and administrative guidelines developed by the Chancellor's Office to implement the funding.

## 2023-24 Spending Guidelines

This funding is one-time and should be used as expansion funding for developmental education reform work already underway on the campus (see the guidance provided in Chancellor's Office memorandum [ESS 23-08: Equitable Placement, Support, and Completion](#), the [2021 improvement plans](#), along with your campus's improvement plan submission and results) and/or as seed funding to launch new efforts. The grant funding start date is May 1, 2023, when the Chancellor's Office released ESS memorandum 23-08. The grant funding end date is June 20, 2026, and was announced during the Chancellor's Office systemwide program webinar presentation (PPT and video links below). Hence, the grant funds may be spent May 1, 2023, through the grant term end date of June 30, 2026.

Education Code statute [78213.2](#) describes the funding expenditure provisions as follows:

- (e) A community college may use the grant to implement equitable placement and completion policies and practices for limited-term purposes, including, but not limited to, any or any combination of the following:
  - (1) Faculty release time to design, implement, and evaluate corequisite transfer-level mathematics/quantitative reasoning and English courses at scale.
  - (2) Professional development for faculty, including subject pedagogy, classroom climate and corequisite implementation, including evaluation and iterative improvement of the effectiveness of the professional development.
  - (3) Creation, implementation and evaluation of concurrent supports or support services to increase throughput rates for transfer-level mathematics/quantitative reasoning and English courses.
  - (4) Faculty release time to redesign, implement, and evaluate certificate and associate degree pathways to ensure mathematics/quantitative reasoning and English courses associated with the pathways are transfer-level courses.
  - (5) Any other services suggested by community colleges and approved by the chancellor's office for which there is evidence of their likelihood of improving the successful completion of transfer-level mathematics/quantitative reasoning and English courses by students within a one-year timeframe of their initial attempt in the discipline.
- (f) A community college that receives the grant must use 10% of their grant for professional development in inclusive teaching practices and subject pedagogy. All faculty are encouraged to attend the professional development and it is the Legislature's intent for community colleges to require faculty who teach remedial mathematics/quantitative reasoning or English to attend the professional development courses offered pursuant to this subdivision.

Reporting Requirements

The Chancellor’s Office is required, per Education Code §78213.2 (g), to report to the Department of Finance and the Legislature a summary of the plans submitted by colleges (on or before Sept. 1, 2023), and two subsequent reports presenting each community colleges’ progress in implementing its plan (in 2025 and 2027).

To comply with these reporting requirements, colleges are required to submit to the Chancellor’s Office, data and progress reports on the implementation status of funding plans submitted and expenditure reports detailing how the grant funds were spent across the approved grant program activities. Annually, in 2024 through 2026, the chief instructional officer or vice president of instruction of each college will receive a unique link for their institution to submit data to the Chancellor’s Office. Grantees must provide an expenditure and progress report annually throughout the term of the grant and a final executive summary report and certification. Please review the table of Reporting Timelines below for a summary of the grant expenditure report due dates (additional information is provided in [memorandum ESLEI 24-13](#)):

Equitable Placement and Completion Grant Annual Reports	Report Due Date
EP&C Implementation Progress, Data, and Fiscal Report #1	Aug. 30, 2024
EP&C Implementation Progress, Data, and Fiscal Report #2	Aug. 30, 2025
EP&C Implementation Progress, Data, and Fiscal Report #3	Aug. 30, 2026
Final Executive Summary and Program Evaluation with Certification	Dec. 30, 2026

Contact

For questions, please contact the Chancellor’s Office Educational Services and Support Division at [AB705@CCCCO.edu](mailto:AB705@CCCCO.edu).

Additional Resources

As California community colleges continue to implement Equitable Placement, Support and Completion initiatives, colleges must do so with a continued focus on maximizing student access, support and success, guided by local research and annual cycles of continuous improvement. Resources to help colleges engage in cycles of continuous improvement to maximize student success can be found in the Equitable Placement and Completion community in the California Community College Vision Resource Center and on the [Equitable Placement Support and Completion webpage](#).

## Equitable Placement and Completion Grant Program Allocations

District	College	Allocation
Allan Hancock	Allan Hancock College	\$535,150
Antelope Valley	Antelope Valley College	\$751,351
Barstow	Barstow Community College	\$264,369
Butte-Glenn	Butte College	\$522,549
Cabrillo	Cabrillo College	\$448,516
Cerritos	Cerritos College	\$1,165,762
Chabot-Las Positas	Las Positas College	\$431,710
Chabot-Las Positas	Chabot College	\$628,791
Chaffey	Chaffey College	\$859,961
Citrus	Citrus College	\$463,735
Coast	Coastline College	\$333,248
Coast	Golden West College	\$466,628
Coast	Orange Coast College	\$732,565
Compton	Compton College	\$289,567
Contra Costa	Contra Costa College	\$399,723
Contra Costa	Diablo Valley College	\$611,594
Contra Costa	Los Medanos College	\$648,031
Copper Mountain	Copper Mountain College	\$258,597
Desert	College of the Desert	\$756,343
El Camino	El Camino College	\$1,045,336
Feather River	Feather River College	\$251,310
Foothill-De Anza	De Anza College	\$548,738



District	College	Allocation
Foothill-De Anza	Foothill College	\$332,591
Gavilan	Gavilan College	\$395,283
Glendale	Glendale Community College	\$680,553
Grossmont-Cuyamaca	Cuyamaca College	\$320,342
Grossmont-Cuyamaca	Grossmont College	\$662,278
Hartnell	Hartnell College	\$565,592
Imperial	Imperial Valley College	\$616,376
Kern	Bakersfield College	\$1,082,267
Kern	Cerro Coso Community College	\$341,540
Kern	Porterville College	\$288,751
Lake Tahoe	Lake Tahoe Community College	\$236,637
Lassen	Lassen Community College	\$279,512
Long Beach	Long Beach City College	\$1,466,338
Los Angeles	Los Angeles City College	\$747,537
Los Angeles	Los Angeles Harbor College	\$430,817
Los Angeles	Los Angeles Mission College	\$409,011
Los Angeles	Los Angeles Pierce College	\$901,123
Los Angeles	Los Angeles Southwest College	\$311,115
Los Angeles	Los Angeles Trade-Technical College	\$472,100
Los Angeles	Los Angeles Valley College	\$532,118
Los Angeles	East Los Angeles College	\$1,154,237
Los Angeles	West Los Angeles College	\$329,878
Los Rios	American River College	\$865,893

District	College	Allocation
Los Rios	Cosumnes River College	\$754,351
Los Rios	Sacramento City College	\$947,791
Los Rios	Folsom Lake College	\$437,172
Marin	College of Marin	\$366,133
Mendocino-Lake	Mendocino College	\$333,309
Merced	Merced College	\$785,258
MiraCosta	MiraCosta College	\$511,463
Monterey Peninsula	Monterey Peninsula College	\$410,147
Mt. San Antonio	Mt. San Antonio College	\$1,183,250
Mt. San Jacinto	Mt. San Jacinto College	\$789,814
Napa Valley	Napa Valley College	\$473,296
North Orange County	Cypress College	\$798,289
North Orange County	Fullerton College	\$819,423
Ohlone	Ohlone College	\$562,204
Palo Verde	Palo Verde College	\$243,893
Palomar	Palomar College	\$1,005,129
Pasadena	Pasadena City College	\$784,017
Peralta	College of Alameda	\$284,907
Peralta	Laney College	\$390,712
Peralta	Merritt College	\$263,299
Peralta	Berkeley City College	\$283,550
Rancho Santiago	Santa Ana College	\$658,429
Rancho Santiago	Santiago Canyon College	\$469,833

District	College	Allocation
Redwoods	College of the Redwoods	\$285,157
Rio Hondo	Rio Hondo College	\$618,245
Riverside	Riverside City College	\$871,085
Riverside	Moreno Valley College	\$402,070
Riverside	Norco College	\$423,443
San Bernardino	Crafton Hills College	\$402,861
San Bernardino	San Bernardino Valley College	\$754,081
San Diego	San Diego City College	\$750,747
San Diego	San Diego Mesa College	\$776,983
San Diego	San Diego Miramar College	\$435,613
San Francisco	City College of San Francisco	\$662,989
San Joaquin Delta	San Joaquin Delta College	\$770,098
San Jose-Evergreen	Evergreen Valley College	\$421,362
San Jose-Evergreen	San José City College	\$365,000
San Luis Obispo County	Cuesta College	\$586,950
San Mateo County	Cañada College	\$302,284
San Mateo County	College of San Mateo	\$350,828
San Mateo County	Skyline College	\$323,091
Santa Barbara	Santa Barbara City College	\$539,074
Santa Clarita	College of the Canyons	\$663,072
Santa Monica	Santa Monica College	\$1,181,303
Sequoias	College of the Sequoias	\$593,951
Shasta-Tehama-Trinity	Shasta College	\$543,354

District	College	Allocation
Sierra	Sierra College	\$745,735
Siskiyou	College of the Siskiyous	\$228,392
Solano County	Solano Community College	\$504,623
Sonoma County	Santa Rosa Junior College	\$723,550
South Orange County	Saddleback College	\$674,926
South Orange County	Irvine Valley College	\$445,047
Southwestern	Southwestern College	\$800,911
State Center	Fresno City College	\$810,233
State Center	Reedley College	\$368,697
State Center	Madera Community College	\$305,595
State Center	Clovis Community College	\$433,538
Ventura County	Moorpark College	\$829,920
Ventura County	Oxnard College	\$515,491
Ventura County	Ventura College	\$523,632
Victor Valley	Victor Valley College	\$500,815
West Hills	West Hills College Coalinga	\$262,726
West Hills	West Hills College Lemoore	\$306,257
West Kern	Taft College	\$341,905
West Valley-Mission	Mission College	\$330,305
West Valley-Mission	West Valley College	\$405,212
Yosemite	Columbia College	\$248,782
Yosemite	Modesto Junior College	\$580,709
Yuba	Yuba College	\$401,947

District	College	Allocation
Yuba	Woodland Community College	\$296,276
<b>Total</b>		<b>\$63,999,997</b>

## EXTENDED OPPORTUNITY PROGRAMS AND SERVICES (EOPS)

### Total Allocation

\$184,892,000 – Ongoing

### Revenue Recognition

Restricted, 8620 – General Categorical Programs

### 2024-25 Funding Formula

Funds were allocated based on the following allocation formula approved by Consultation Council in 2017:

1. Each college receives a \$150,000 base.
2. 90% of funds distributed based on students served.
3. 5% of funds distributed based on growth.
4. 5% of funds distributed based on college effort.
5. Colleges are protected at 95% of their prior year allocation.

### Purpose of Funds

The EOPS program was established statewide in 1969 through Senate Bill 164 to serve the economically and academically disadvantaged students. The intended outcome is to increase the number and percentage of EOPS students who successfully complete their chosen educational objectives.

### 2024-25 Spending Guidelines

These funds are appropriated to provide services and resources to participating EOPS students. Pursuant to Title 5 regulations, each college will be required to meet minimum spending obligations for direct aid to students, textbook assistance and district match. Additional information on allowable and unallowable expenditures can be found in the EOPS Implementing Guidelines.

### Reporting Requirements

Reporting Deadline	Reporting Type	Activity Period
Oct. 4, 2024	Final Expenditure Report	July 1, 2023 - June 30, 2024
Oct. 25, 2024	Annual Program Plan	July 1, 2024 - June 30, 2025
Dec. 15, 2025	Vision Aligned Reporting	July 1, 2024 - June 30, 2025

## Contact

For questions, contact Rubindar Kaur at [RKaur@CCCCO.edu](mailto:RKaur@CCCCO.edu).

## Additional Resources

Please refer to the following information to access the training module on the Vision Resource Center:

1. Log in to the [Vision Resource Center](#) or create an account.
2. Search for the training module for Extended Opportunity Programs and Services (EOPS).

## EOPS Allocation Table

District	College	2024-25 EOPS Allocation	EOPS Student Cap	EOPS District Required Match	EOPS Textbook Expenditure Requirement	EOPS Category C Obligation
Peralta	Alameda	\$1,057,731	375	\$188,754	\$74,028	\$15,980
Allan Hancock	Allan Hancock	\$1,918,355	1,035	\$228,720	\$131,161	\$307,161
Los Rios	American River	\$2,323,532	1,015	\$308,490	\$287,714	\$0
Antelope Valley	Antelope Valley	\$1,461,470	466	\$205,910	\$52,103	\$235,836
Kern	Bakersfield	\$2,746,737	1,621	\$326,763	\$224,146	\$698,076
Barstow	Barstow	\$1,085,649	358	\$199,432	\$57,389	\$155,217
Peralta	Berkeley City	\$571,145	154	\$154,155	\$42,968	\$35,500
Butte-Glenn	Butte	\$1,590,825	606	\$242,281	\$127,813	\$187,900
Cabrillo	Cabrillo	\$920,196	344	\$183,413	\$14,739	\$193,450
San Mateo County	Cañada	\$822,414	198	\$196,043	\$68,785	\$3,000
Santa Clarita	Canyons	\$892,876	315	\$214,758	\$51,824	\$59,266
Cerritos	Cerritos	\$2,240,647	948	\$287,333	\$103,429	\$441,495
Kern	Cerro Coso	\$838,706	243	\$367,017	\$111,044	\$102,900

District	College	2024-25 EOPS Allocation	EOPS Student Cap	EOPS District Required Match	EOPS Textbook Expenditure Requirement	EOPS Category C Obligation
Chabot-Las Positas	Chabot	\$1,117,054	431	\$358,947	\$76,731	\$244,794
Chaffey	Chaffey	\$2,374,383	944	\$1,181,469	\$143,670	\$322,600
Citrus	Citrus	\$1,381,963	542	\$197,238	\$151,133	\$404,485
State Center	Clovis	\$890,077	437	\$105,887	\$0	\$184,150
West Hills	Coalinga	\$742,062	225	\$211,877	\$16,854	\$85,781
Coast	Coastline	\$918,098	329	\$257,052	\$38,642	\$128,051
Yosemite	Columbia	\$614,456	189	\$143,063	\$50,430	\$33,480
Compton	Compton	\$1,249,953	381	\$207,568	\$221,025	\$240,866
Contra Costa	Contra Costa	\$1,599,682	606	\$264,899	\$117,863	\$192,796
Copper Mountain	Copper Mountain	\$553,263	155	\$71,547	\$24,371	\$56,500
Los Rios	Cosumnes River	\$1,470,933	595	\$251,789	\$136,409	\$298,850
San Bernardino	Crafton Hills	\$968,190	279	\$152,704	\$78,524	\$129,400
San Luis Obispo County	Cuesta	\$776,162	236	\$156,629	\$57,336	\$140,160
Grossmont-Cuyamaca	Cuyamaca	\$1,575,323	685	\$187,407	\$28,374	\$186,550
North Orange County	Cypress	\$2,121,768	852	\$292,049	\$43,904	\$502,850
Foothill-De Anza	De Anza	\$1,811,099	594	\$516,983	\$131,175	\$403,638
Desert	Desert	\$1,240,073	468	\$192,833	\$68,896	\$0
Contra Costa	Diablo Valley	\$1,611,813	559	\$353,568	\$112,416	\$286,668



District	College	2024-25 EOPS Allocation	EOPS Student Cap	EOPS District Required Match	EOPS Textbook Expenditure Requirement	EOPS Category C Obligation
Los Angeles	East Los Angeles	\$2,612,501	1,151	\$397,769	\$266,016	\$407,484
El Camino	El Camino	\$3,160,971	1,252	\$671,564	\$189,366	\$621,300
San Jose-Evergreen	Evergreen Valley	\$1,079,121	292	\$164,349	\$42,865	\$97,900
Feather River	Feather River	\$433,990	79	\$58,594	\$34,808	\$37,266
Los Rios	Folsom River	\$923,882	292	\$144,918	\$30,947	\$131,271
Foothill-De Anza	Foothill	\$840,211	233	\$374,883	\$107,693	\$82,722
State Center	Fresno City	\$4,423,796	2,162	\$570,898	\$177,587	\$1,253,693
North Orange County	Fullerton	\$2,582,847	1,009	\$486,847	\$191,504	\$367,843
Gavilan	Gavilan	\$1,150,824	449	\$162,143	\$25,975	\$283,897
Glendale	Glendale	\$3,686,488	1,588	\$742,517	\$170,391	\$896,850
Coast	Golden West	\$1,634,373	626	\$269,858	\$101,451	\$88,851
Grossmont-Cuyamaca	Grossmont	\$1,669,524	742	\$225,751	\$104,814	\$519,206
Hartnell	Hartnell	\$1,431,558	546	\$190,065	\$35,620	\$165,794
Imperial	Imperial	\$2,979,346	1,566	354,435	\$50,764	\$863,868
South Orange County	Irvine Valley	\$1,554,593	583	\$376,334	\$94,637	\$608,316
Lake Tahoe	Lake Tahoe	\$422,438	96	\$53,983	\$16,820	\$82,800
Peralta	Laney	\$1,343,000	508	\$220,469	\$156,819	\$35,000
Chabot-Las Positas	Las Positas	\$734,403	248	\$87,368	\$32,047	\$192,006
Lassen	Lassen	\$544,064	163	\$73,135	\$46,384	\$21,750

District	College	2024-25 EOPS Allocation	EOPS Student Cap	EOPS District Required Match	EOPS Textbook Expenditure Requirement	EOPS Category C Obligation
West Hills	Lemoore	\$856,262	367	\$149,360	\$9,779	\$137,154
Long Beach	Long Beach City	\$3,010,037	1,356	\$375,299	\$290,290	\$464,212
Los Angeles	Los Angeles Trade-Tech	\$2,488,230	904	\$378,955	\$321,617	\$0
Los Angeles	Los Angeles City	\$4,511,817	1,672	\$635,681	\$838,765	\$657,897
Los Angeles	Los Angeles Harbor	\$1,507,592	612	\$206,191	\$54,972	\$6,000
Los Angeles	Los Angeles Mission	\$1,611,928	658	\$350,837	\$147,320	\$12,936
Los Angeles	Los Angeles Pierce	\$2,064,764	818	\$290,910	\$118,686	\$0
Los Angeles	Los Angeles Southwest	\$916,569	274	\$146,516	\$134,414	\$138,758
Los Angeles	Los Angeles Valley	\$2,317,773	944	\$284,128	\$207,129	\$485,241
Contra Costa	Los Medanos	\$1,508,915	552	\$190,492	\$151,955	\$561,038
State Center	Madera	\$777,391	250	\$92,482	\$0	\$149,005
Marin	Marin	\$880,860	303	\$217,273	\$51,737	\$231,084
Mendocino- Lake	Mendocino	\$1,139,454	433	\$143,849	\$17,375	\$288,420
Merced	Merced	\$2,320,996	1,016	\$297,660	\$193,326	\$115,072
Peralta	Merritt	\$833,945	186	\$127,009	\$103,597	\$115,607
MiraCosta	MiraCosta	\$1,464,478	556	\$326,746	\$113,783	\$280,659
West Valley- Mission	Mission	\$1,022,341	377	\$425,214	\$34,805	\$293,348
Yosemite	Modesto	\$2,743,148	1,155	\$326,336	\$138,696	\$837,395

District	College	2024-25 EOPS Allocation	EOPS Student Cap	EOPS District Required Match	EOPS Textbook Expenditure Requirement	EOPS Category C Obligation
Monterey Peninsula	Monterey Peninsula	\$1,396,634	543	\$321,133	\$101,614	\$83,450
Ventura County	Moorpark	\$1,171,969	424	\$246,586	\$41,787	\$197,020
Riverside	Moreno Valley	\$1,213,301	400	\$161,087	\$20,591	\$178,430
Mt. San Antonio	Mt. San Antonio	\$2,806,182	1,384	\$815,448	\$127,988	\$895,500
Mt. San Jacinto	Mt. San Jacinto	\$1,097,716	415	\$138,580	\$111,355	\$62,987
Napa Valley	Napa Valley	\$936,250	208	\$545,504	\$36,826	\$94,751
Riverside	Norco	\$977,790	363	\$139,909	\$20,780	\$0
Ohlone	Ohlone	\$765,991	134	\$158,581	\$60,745	\$56,400
Coast	Orange Coast	\$2,550,262	1,046	\$455,499	\$177,996	\$0
Ventura County	Oxnard	\$1,777,787	704	\$224,435	\$77,344	\$465,522
Palo Verde	Palo Verde	\$1,153,009	627	\$292,193	\$44,028	\$89,624
Palomar	Palomar	\$1,647,635	626	\$361,184	\$142,599	\$77,524
Pasadena Area	Pasadena City	\$1,994,843	834	\$255,191	\$183,362	\$199,930
Kern	Porterville	\$1,522,199	597	\$207,650	\$122,953	\$332,014
Redwoods	Redwoods	\$1,412,786	505	\$181,189	\$184,684	\$266,798
State Center	Reedley	\$1,713,114	694	\$246,443	\$45,800	\$330,540
Rio Hondo	Rio Hondo	\$2,803,647	1,041	\$395,013	\$146,517	\$380,472
Riverside	Riverside City	\$1,933,625	1,187	\$230,032	\$52,910	\$0
Los Rios	Sacramento City	\$2,228,715	838	\$314,009	\$246,351	\$549,968
South Orange County	Saddleback	\$1,298,605	503	\$359,084	\$56,904	\$300,957

District	College	2024-25 EOPS Allocation	EOPS Student Cap	EOPS District Required Match	EOPS Textbook Expenditure Requirement	EOPS Category C Obligation
San Bernardino	San Bernardino Valley	\$1,554,032	306	\$218,951	\$119,964	\$79,200
San Diego	San Diego Miramar	\$1,214,077	479	\$152,984	\$22,143	\$245,077
San Diego	San Diego City	\$2,346,388	1,053	\$374,442	\$58,836	\$679,532
San Diego	San Diego Mesa	\$1,791,931	759	\$243,577	\$38,356	\$315,498
San Francisco	San Francisco	\$2,621,668	1,136	\$544,109	\$294,920	\$556,650
San Joaquin Delta	San Joaquin Delta	\$2,494,005	793	\$587,830	\$272,408	\$344,197
San Jose-Evergreen	San Jose City	\$1,792,274	720	\$355,624	\$58,495	\$10,200
San Mateo County	San Mateo	\$1,016,294	361	\$181,961	\$66,531	\$34,950
Santa Barbara	Santa Barbara City	\$2,035,028	860	\$446,169	\$62,268	\$472,050
Rancho Santiago	Santa Ana	\$2,138,620	882	\$485,426	\$199,016	\$621,259
Santa Monica	Santa Monica	\$1,456,500	572	\$221,824	\$157,384	\$0
Sonoma County	Santa Rosa Junior	\$1,781,956	738	\$403,717	\$84,862	\$134,729
Rancho Santiago	Santiago Canyon	\$924,424	194	\$328,276	\$12,566	\$123,207
Sequoias	Sequoias	\$2,599,936	1,222	\$309,299	\$66,336	\$846,132
Shasta-Tehama-Trinity	Shasta	\$1,999,795	855	\$237,904	\$230,439	\$399,839
Sierra	Sierra	\$1,756,884	739	\$385,704	\$78,978	\$555,951
Siskiyou	Siskiyou	\$609,719	125	\$99,091	\$66,277	\$67,777

District	College	2024-25 EOPS Allocation	EOPS Student Cap	EOPS District Required Match	EOPS Textbook Expenditure Requirement	EOPS Category C Obligation
San Mateo County	Skyline	\$654,978	155	\$165,176	\$102,792	\$66,290
Solano County	Solano	\$674,288	218	\$139,990	\$28,080	\$169,290
Southwestern	Southwestern	\$4,339,061	1,954	\$524,467	\$325,873	\$1,001,408
West Kern	Taft	\$712,862	219	\$111,404	\$30,720	\$148,325
Ventura County	Ventura	\$1,393,179	478	\$211,863	\$31,970	\$237,322
Victor Valley	Victor Valley	\$2,683,726	1,135	\$348,640	\$109,631	\$716,625
Los Angeles	West Los Angeles	\$1,523,833	616	\$360,613	\$100,607	\$449,692
West Valley-Mission	West Valley	\$1,073,128	321	\$344,577	\$46,904	\$271,839
Yuba	Woodland	\$1,091,255	420	\$143,336	\$16,158	\$339,951
Yuba	Yuba	\$1,539,034	469	\$340,127	\$82,861	\$271,057
<b>Total</b>		<b>\$184,892,000</b>	<b>73,055</b>	<b>\$33,113,227</b>	<b>\$12,418,159</b>	<b>\$31,528,977</b>

## FINANCIAL AID TECHNOLOGY

### 2024-25 Total Allocation

\$5,000,000

### Revenue Recognition

Restricted, 8620 – General Categorical Programs

### 2024-25 Funding Formula

The 2024-25 funding formula divides the \$5 million allocation evenly among three factors:

1. By college
2. By district
3. By 2021-22 fair share credit headcount

### Purpose of Funds

These funds are provided to support technology advancements and innovations that enable more efficient processing of state and federal financial aid.

### 2024-25 Spending Guidelines

Financial Aid Technology funds may **not** be used for direct aid to students, student stipends or the cost associated with the delivery of courses.

### Reporting Requirements

Annual final expenditure reporting is required through Student Services Automated Reporting for Community Colleges (SSARCC). Colleges can begin reporting in mid-September, and the submission deadline is Oct. 25, 2024.

### Contact

For questions, please contact Mario Garza at [MGarza@CCCCO.edu](mailto:MGarza@CCCCO.edu).

### 2024-25 Financial Aid Technology Allocation Table

District	College	Allocation
Allan Hancock	Allan Hancock College	\$50,851
Antelope Valley	Antelope Valley College	\$50,836
Barstow	Barstow Community College	\$41,574
Butte	Butte College	\$48,315

District	College	Allocation
Cabrillo	Cabrillo College	\$49,640
Cerritos	Cerritos College	\$61,548
Chabot-Las Positas	Chabot College	\$40,588
Chabot-Las Positas	Las Positas College	\$34,656
Chaffey	Chaffey College	\$62,751
Citrus	Citrus College	\$50,056
Coast	Coastline College	\$34,784
Coast	Golden West College	\$36,944
Coast	Orange Coast College	\$41,249
Compton	Compton College	\$42,723
Contra Costa	Contra Costa College	\$30,230
Contra Costa	Diablo Valley College	\$42,843
Contra Costa	Los Medanos College	\$31,830
Copper Mountain	Copper Mountain College	\$41,393
Desert	College Of the Desert	\$49,714
El Camino	El Camino College	\$63,340
Feather River	Feather River College	\$39,965
Foothill-De Anza	De Anza College	\$48,665
Foothill-De Anza	Foothill College	\$45,907
Gavilan	Gavilan College	\$43,927
Glendale	Glendale Community College	\$51,071
Grossmont-Cuyamaca	Cuyamaca College	\$37,027
Grossmont-Cuyamaca	Grossmont College	\$41,913

District	College	Allocation
Hartnell	Hartnell College	\$47,431
Imperial	Imperial Valley College	\$46,773
Kern	Bakersfield College	\$55,875
Kern	Cerro Coso Community College	\$29,079
Kern	Porterville College	\$26,996
Lake Tahoe	Lake Tahoe Community College	\$44,906
Lassen	Lassen College	\$40,186
Long Beach	Long Beach City College	\$65,065
Los Angeles	East Los Angeles College	\$58,405
Los Angeles	Los Angeles City College	\$37,202
Los Angeles	Los Angeles Harbor College	\$27,932
Los Angeles	Los Angeles Mission College	\$31,343
Los Angeles	Los Angeles Pierce College	\$37,346
Los Angeles	Los Angeles Trade Technical College	\$32,018
Los Angeles	Los Angeles Valley College	\$37,738
Los Angeles	Los Angeles Southwest College	\$25,192
Los Angeles	West Los Angeles College	\$31,973
Los Rios	American River College	\$56,403
Los Rios	Cosumnes River College	\$37,903
Los Rios	Folsom Lake College	\$32,388
Los Rios	Sacramento City College	\$44,156
Marin	College Of Marin	\$43,127
Mendocino-Lake	Mendocino College	\$42,492



District	College	Allocation
Merced	Merced College	\$50,392
MiraCosta	MiraCosta College	\$51,823
Monterey	Monterey Peninsula College	\$46,317
Mt. San Antonio	Mt. San Antonio College	\$68,888
Mt. San Jacinto	Mt. San Jacinto College	\$56,281
Napa Valley	Napa Valley College	\$42,915
North Orange County	Cypress College	\$42,080
North Orange County	Fullerton College	\$48,595
Ohlone	Ohlone College	\$51,178
Palo Verde	Palo Verde College	\$43,056
Palomar	Palomar College	\$59,703
Pasadena Area	Pasadena City College	\$63,514
Peralta	College Of Alameda	\$28,409
Peralta	Berkeley City College	\$29,202
Peralta	Laney College	\$33,834
Peralta	Merritt College	\$29,704
Rancho Santiago	Santa Ana College	\$58,544
Rancho Santiago	Santiago Canyon College	\$41,811
Redwoods	College Of the Redwoods	\$42,601
Rio Hondo	Rio Hondo College	\$58,735
Riverside	Moreno Valley College	\$35,271
Riverside	Norco College	\$35,498
Riverside	Riverside City College	\$46,141

District	College	Allocation
San Bernardino	Crafton Hills College	\$32,433
San Bernardino	San Bernardino Valley College	\$40,058
San Diego	San Diego City College	\$39,362
San Diego	San Diego Mesa College	\$46,950
San Diego	San Diego Miramar College	\$40,611
San Francisco	City College Of San Francisco	\$59,902
San Joaquin Delta	San Joaquin Delta College	\$57,591
San Jose-Evergreen	Evergreen Valley College	\$37,292
San Jose-Evergreen	San Jose City College	\$36,244
San Luis Obispo County	Cuesta College	\$49,895
San Mateo County	Cañada College	\$30,546
San Mateo County	College Of San Mateo	\$33,233
San Mateo County	Skyline College	\$35,405
Santa Barbara	Santa Barbara City College	\$53,482
Santa Clarita	College Of the Canyons	\$64,116
Santa Monica	Santa Monica College	\$65,644
Sequoias	College Of the Sequoias	\$51,953
Shasta-Tehama-Trinity	Shasta College	\$47,428
Sierra	Sierra College	\$57,859
Siskiyou	College Of the Siskiyou	\$39,623
Solano County	Solano Community College	\$48,101
Sonoma County	Santa Rosa Junior College	\$57,483
South Orange	Irvine Valley College	\$40,095

District	College	Allocation
South Orange	Saddleback College	\$50,569
Southwestern	Southwestern College	\$57,842
State Center	Clovis Community College	\$31,460
State Center	Fresno City College	\$51,585
State Center	Madera Community College	\$28,232
State Center	Reedley College	\$31,144
Ventura County	Moorpark College	\$38,851
Ventura County	Oxnard College	\$31,015
Ventura County	Ventura College	\$35,994
Victor Valley	Victor Valley College	\$52,891
West Hills	Coalinga College	\$29,883
West Hills	Lemoore College	\$31,124
West Kern	Taft College	\$44,362
West Valley-Mission	Mission College	\$34,674
West Valley-Mission	West Valley College	\$35,021
Yosemite	Columbia College	\$29,114
Yosemite	Modesto Junior College	\$46,121
Yuba	Woodland Community College	\$30,944
Yuba	Yuba College	\$33,107
<b>Total</b>		<b>\$5,000,000</b>

## FOSTER AND KINSHIP CARE EDUCATION (FKCE)

### Total Allocation

\$9,409,886 – Ongoing

### Revenue Recognition

Restricted, 8620 – General Categorical Programs

Restricted, 8190 – Other Federal Revenues

### 2024-25 Funding Formula

Funding is provided based on the prior-prior fiscal year unduplicated class participant count based on individual college reported data and a statewide participant rate. There is a 93% guarantee awarded when the formula allocation is lesser than the prior fiscal year allocation.

### Purpose of Funds

Funds are exclusively for Resource Parent and Tribally Approved Homes education as established in the California Department of Social Services Resource Family Approval program and as specified by the chancellor.

### 2024-25 Spending Guidelines

Spending guidelines follow State Prop 98 and Federal Title IV-E funding restrictions for expenses related to the pre-approval and annual education of resource families and tribally approved homes in the geographical area the college program is authorized to serve. Please refer to [program funding guidelines](#) for allowable and prohibited expenditures, including administrative caps.

Unspent state funds carry over to the next fiscal year. Federal funds must be used within the same year that they are allocated.

### Reporting Requirements

A Program Plan, Budget Proposal and Database User Authorization Form are to be submitted by participating colleges at the beginning of the fiscal year. A Database and Final expenditures report are required 60 days after the end of the fiscal year. Future allocations may be affected for failure to submit required documents and reports by due date.

Beginning year forms are due Nov. 11, 2024. Final reports will be due Aug. 29, 2025. All required forms must be submitted via email to [FKCEforms@CCCCO.edu](mailto:FKCEforms@CCCCO.edu).

### Contact

For questions, please contact Rina Rojas at 916-324-2564 or [RRojas@CCCCO.edu](mailto:RRojas@CCCCO.edu).

## Additional Resources



[Education Code 79420](#)



[FKCE webpage](#)

## Foster and Kinship Care Education Allocations

District	College	State Allocation	Federal Match	Total Allocation
Allan Hancock	Allan Hancock College	\$65,235	\$33,348	\$98,583
Antelope Valley	Antelope Valley College	\$91,101	\$46,570	\$137,671
Barstow	Barstow Community College	\$110,613	\$56,545	\$167,158
Butte-Glenn	Butte College	\$223,324	\$114,162	\$337,486
Cerritos	Cerritos College	\$151,155	\$77,270	\$228,425
Chabot-Las Positas	Chabot College	\$77,255	\$39,492	\$122,747
Citrus	Citrus College	\$214,769	\$109,788	\$324,557
Compton	Compton College	\$68,891	\$35,216	\$104,107
Contra Costa	Contra Costa College	\$45,755	\$23,390	\$69,145
Contra Costa	Diablo Valley College	\$97,506	\$49,845	\$147,351
El Camino	El Camino College	\$73,404	\$37,524	\$110,928
Grossmont-Cuyamaca	Grossmont College	\$713,172	\$364,569	\$1,083,741
Hartnell	Hartnell College	\$193,209	\$98,767	\$291,976

District	College	State Allocation	Federal Match	Total Allocation
Imperial	Imperial Valley College	\$37,329	\$19,083	\$56,412
Kern	Bakersfield College	\$337,718	\$172,639	\$510,357
Lake Tahoe	Lake Tahoe Community College	\$70,447	\$36,012	\$106,459
Long Beach	Long Beach City College	\$180,893	\$92,472	\$273,365
Los Angeles	East Los Angeles College	\$73,116	\$37,377	\$110,493
Los Angeles	Los Angeles City College	\$102,439	\$52,366	\$154,805
Los Angeles	Los Angeles Harbor College	\$102,535	\$52,415	\$154,950
Los Angeles	Los Angeles Mission College	\$89,754	\$45,882	\$215,636
Los Angeles	Los Angeles Pierce College	\$60,460	\$30,906	\$91,366
Los Angeles	Los Angeles Southwest College	\$71,936	\$36,773	\$108,709
Los Angeles	Los Angeles Trade-Technical College	\$111,864	\$57,184	\$169,048
Los Angeles	West Los Angeles College	\$90,284	\$46,153	\$136,437
Los Rios	American River College	\$166,693	\$85,212	\$251,905
Los Rios	Folsom Lake College	\$50,154	\$25,639	\$81,793
Redwoods	College of the Redwoods	\$141,198	\$72,180	\$213,378
Rio Hondo	Rio Hondo College	\$112,810	\$57,667	\$170,477
Riverside	Riverside City College	\$63,885	\$32,658	\$96,543

District	College	State Allocation	Federal Match	Total Allocation
San Bernardino	San Bernardino Valley College	\$84,198	\$43,042	\$127,240
San Francisco	City College of San Francisco	\$38,595	\$19,729	\$58,324
San Joaquin Delta	San Joaquin Delta College	\$198,794	\$101,622	\$300,416
San Luis Obispo County	Cuesta College	\$197,249	\$100,833	\$298,082
Santa Barbara	Santa Barbara City College	\$66,618	\$34,054	\$100,672
Santa Clarita	College of the Canyons	\$55,905	\$28,578	\$84,483
Sequoias	College of the Sequoias	\$156,685	\$80,096	\$236,781
Shasta-Tehama-Trinity	Shasta College	\$135,659	\$69,348	\$205,007
Sierra	Sierra College	\$93,076	\$47,580	\$140,656
Solano County	Solano Community College	\$166,611	\$85,171	\$251,782
South Orange County	Saddleback College	\$365,757	\$186,972	\$552,729
State Center	Fresno City College	\$134,920	\$68,970	\$203,890
Ventura County	Oxnard College	\$85,351	\$43,631	\$128,982
Ventura County	Ventura College	\$111,010	\$56,748	\$173,758
Yosemite	Columbia College	\$51,988	\$26,576	\$78,564
Yuba	Woodland Community College	\$134,014	\$68,507	\$208,521
Yuba	Yuba College	\$88,666	\$45,325	\$133,991
<b>Total</b>		<b>\$6,154,000</b>	<b>\$3,145,886</b>	<b>\$9,409,886</b>

## **FULL-TIME FACULTY HIRING FUNDS**

### **Total Allocation**

\$150,000,000 – Ongoing

### **Revenue Recognition**

Unrestricted, 8690 – Other State Revenue

### **2024-25 Funding Formula**

The initial allocation was calculated proportionally based on reported resident credit Full-Time Equivalent Students (FTES) at the time funds were provided in the Budget Act. This initial allocation remains unchanged in subsequent years.

In the 2021 Budget Act, an additional \$100 million was allocated to participating districts, supplementing the \$50 million initially allocated in the 2018 Budget Act. This results in a total ongoing allocation of \$150 million.

### **Purpose of Funds**

Full-time faculty hiring funds are provided to districts to hire new full-time faculty, aiming to increase the percentage of full-time faculty and achieve the 75% full-time faculty goal.

For reporting purposes, new full-time faculty include credit, noncredit, instructional and non-instructional tenure-track full-time faculty hired from July 1, 2018, through the end of the reporting period. New full-time faculty include those hired to:

1. Fill vacancies with full-time faculty positions rather than assigning part-time faculty, and/or
2. Staff and support newly developed or approved academic programs, courses and other instructional or non-instructional activities not included in prior year budgets.

### **2024-25 Spending Guidelines**

Once new faculty are hired, the full-time faculty hiring funds continue to support the ongoing salaries and benefits of those faculty members. These new faculty include credit, noncredit, instructional and non-instructional tenure-track full-time faculty hired since the 2018-19 fiscal year.

Districts should diligently track revenue and expenditures related to the full-time faculty hiring funds within their accounting systems. This tracking ensures that the funds are properly allocated for the salaries and benefits of full-time faculty, thereby making progress toward achieving the 75% full-time faculty goal. Additionally, districts should be able to identify the specific positions filled and maintained using these funds.



Reporting Requirements

Per Education Code section 87891 through 87893, districts are required to report to the Chancellor’s Office no later than March 31 annually. The report should detail their progress toward increasing the percentage of instruction by full-time faculty, increasing faculty diversity and related data as described below.

Districts will be required to collect and report the following information to the Chancellor’s Office annually:

- 1. Summary of Full-Time Faculty Hiring Funds Utilization
  - a. Amount and percentage of the funds used in the prior fiscal year.
  - b. Cumulative total of the funds used and unused.
- 2. Positions Filled and Maintained with Full-Time Faculty Hiring Funds
  - a. Number of full-time faculty positions filled and maintained with the funds allocated for that purpose in the prior fiscal year.
- 3. Contractual Load per Collective Bargaining Agreements
  - a. Number of classroom student interaction hours taught by full-time faculty each week as part of their contractual load.
- 4. Academic Employment Summary
  - a. Number and percentage of part-time faculty who have applied for or been offered full-time positions.
  - b. Number and percentage of faculty who have left or retired from their positions.
- 5. Annual Release Time Percentage Summary
  - a. Number and percentage of full-time faculty on release.
- 6. Annual Sabbatical Percentage Summary
  - a. Number and percentage of full-time faculty on sabbatical.
- 7. Annual Paid Leave Percentage Summary
  - a. Number and percentage of full-time faculty on paid leave.

Annual Reporting


Reporting Deadline	Reporting Type	Reporting Period
March 31, 2025	Academic Hiring Report	July 1, 2023 - June 30, 2024

Reporting Deadline	Reporting Type	Reporting Period
May 30, 2025	Statewide Report Due	July 1, 2018 - June 30, 2024

## Contact

For questions, please contact Tarissa Hopkins at 916-327-1260 or [THopkins@CCCCO.edu](mailto:THopkins@CCCCO.edu) or Jubilee Smallwood at 916-327-6225 or [JSmallwood@CCCCO.edu](mailto:JSmallwood@CCCCO.edu) or Fiscal Standards and Accountability Unit at [FiscalStandards@CCCCO.edu](mailto:FiscalStandards@CCCCO.edu).

## Additional Resources



[Full-Time Faculty Hiring Funds](#)

## Full-Time Faculty Annual Allocation

District	Allocation
Allan Hancock Joint Community College District	\$1,172,401
Antelope Valley Community College District	\$1,481,893
Barstow Community College District	\$313,430
Butte-Glenn Community College District	\$1,476,958
Cabrillo Community College District	\$1,449,374
Cerritos Community College District	\$2,434,748
Chabot-Las Positas Community College District	\$2,524,874
Chaffey Community College District	\$1,856,923
Citrus Community College District	\$1,639,708
Coast Community College District	\$4,076,831
Compton Community College District	\$926,578
Contra Costa Community College District	\$3,989,517
Copper Mountain Community College District	\$209,111
Desert Community College District	\$1,318,517

District	Allocation
El Camino Community College District	\$2,544,156
Feather River Community College District	\$253,796
Foothill-De Anza Community College District	\$3,722,295
Gavilan Community College District	\$601,108
Glendale Community College District	\$1,793,512
Grossmont-Cuyamaca Community College District	\$2,346,751
Hartnell Community College District	\$1,096,071
Imperial Community College District	\$1,011,962
Kern Community College District	\$3,488,843
Lake Tahoe Community College District	\$273,172
Lassen Community College District	\$200,619
Long Beach Community College District	\$2,936,064
Los Angeles Community College District	\$13,368,234
Los Rios Community College District	\$6,985,587
Marin Community College District	\$492,194
Mendocino-Lake Community College District	\$312,428
Merced Community College District	\$1,237,997
MiraCosta Community College District	\$1,481,347
Monterey Peninsula Community College District	\$829,830
Mt. San Antonio Community College District	\$4,086,028
Mt. San Jacinto Community College District	\$1,666,679
Napa Valley Community College District	\$684,926
North Orange County Community College District	\$1,441,228
Ohlone Community College District	\$1,132,786

District	Allocation
Palo Verde Community College District	\$309,997
Palomar Community College District	\$2,450,435
Pasadena Area Community College District	\$3,378,795
Peralta Community College District	\$2,271,046
Rancho Santiago Community College District	\$3,325,444
Redwoods Community College District	\$456,050
Rio Hondo Community College District	\$1,853,791
Riverside Community College District	\$4,383,779
San Bernardino Community College District	\$2,298,550
San Diego Community College District	\$4,948,078
San Francisco Community College District	\$2,360,166
San Joaquin Delta Community College District	\$2,318,333
San Jose-Evergreen Community College District	\$1,638,795
San Luis Obispo County Community College District	\$1,138,397
San Mateo County Community College District	\$2,274,980
Santa Barbara Community College District	\$1,733,645
Santa Clarita Community College District	\$2,323,560
Santa Monica Community College District	\$2,945,170
Sequoias Community College District	\$1,501,433
Shasta-Tehama-Trinity Joint Community College District	\$996,646
Sierra Joint Community College District	\$2,101,262
Siskiyou Joint Community College District	\$229,794
Solano County Community College District	\$1,075,365
Sonoma County Junior College District	\$2,664,330

District	Allocation
South Orange County Community College District	\$3,747,343
Southwestern Community College District	\$1,957,091
State Center Community College District	\$4,390,723
Ventura County Community College District	\$3,780,043
Victor Valley Community College District	\$1,273,210
West Hills Community College District	\$786,764
West Kern Community College District	\$354,238
West Valley-Mission Community College District	\$562,882
Yosemite Community College District	\$2,257,199
Yuba Community College District	\$1,054,190
<b>Total</b>	<b>\$150,000,000</b>

## GUIDED PATHWAYS

### 2024-25 Total Allocation

There are no new Guided Pathways funds for academic year 2024-25.

The 2017-18 California State Budget provided \$150 million in one-time grants to seed the expansion of the Guided Pathways framework across the California Community Colleges over five years. This \$150 million grant ended at the completion of the 2021-22 fiscal year.

For 2021-22, \$47.5 million one-time funds were allocated to the California Community Colleges to support the continued implementation of a guided pathways program. The important work and efforts put into implementing Guided Pathways will continue to play a critical role in student success, access and support for our system, and these one-time funds can be expended up until June 30, 2026.

### Revenue Recognition

Restricted, 8620 – General Categorical Programs

### 2024-25 Spending Guidelines

Please see [Guided Pathways \(GP\) Program Expenditure Guidelines PDF](#).

The 2021-22 \$47.5 million allocated funds can be expended up until June 30, 2026.

### Reporting Requirements

- **Guided Pathways Fiscal Report** on expenditures from the Guided Pathways funds allocated in 2021-22 will be due Oct. 1, 2026. We encourage colleges to maintain local tracking of Guided Pathways fund expenditures each year to ensure the information is readily available for reporting in early Fall 2026.
- Other programmatic criteria as determined by the Chancellor's Office.

### Contact

For questions, please contact Jenny Saechao at [JSaechao@CCCCO.edu](mailto:JSaechao@CCCCO.edu) and/or Michael Tran at [MTTran@CCCCO.edu](mailto:MTTran@CCCCO.edu).

### Additional Resources

Please refer to the following resources for more information on the Guided Pathways Program:

- [Guided Pathways Website](#)
- Log in to the [Vision Resource Center](#) or [create an account](#); once logged in, click on “Learning” tab and select “Community”; once you are in the list of Communities,

search for Guided Pathways Community and click “Join” to access various Guided Pathways resources.

- [Guided Pathways \(GP\) Program Expenditure Guidelines PDF](#)
- Educational Codes: [88920](#), [88921](#), [88922](#)

## **Expenditure Guidelines**

The 2017-18 California State Budget provided \$150 million in one-time grants to seed the expansion of the Guided Pathways framework across the California Community Colleges over five years. This investment supported an intensive five-year planning and implementation process at each participating college. The \$150 million grant ended at the completion of the 2021-22 fiscal year. For 2021-22, \$47.5 million one-time funds were allocated to California Community Colleges to support the continued implementation of a guided pathways program. The 2021-22 \$47.5 million funds can be expended up until June 30, 2026. Using the Guided Pathways framework, colleges will continue to rethink and redesign programs and services into cohesive, campus-wide strategies to achieve the outcomes expected by the state, our system, and our students. Guided Pathways allocations are to be used to directly support the implementation of the Guided Pathways framework.

## **Reasonable and Justifiable**

All expenditures should be reasonable and justifiable. “Reasonable” means expenditures are prudent and every effort is made to utilize funds efficiently. “Justifiable” means expenditures are consistent with goals and activities related to Guided Pathways implementation. Colleges are strongly urged to develop policies and procedures to document and justify Guided Pathways expenditures. Developing written documentation prior to the time of expenditure is recommended. This documentation should clearly establish the link between a given expenditure and Guided Pathways goals and objectives.

## **Ultimate Responsibility**

Colleges and districts are ultimately responsible for expenditure decisions. This responsibility cannot be delegated. It is expected that district-contracted auditors annually audit expenditures. Audits may also be conducted by the California Bureau of State Audits, the Chancellor's Office, or other government agencies with a lawful interest in the expenditure of funds.

## **Non-Allowable Expenditures**

The Chancellor’s Office has identified the following non-allowable expenditures:

1. Gifts -- Public funds may not be used for gifts or monetary awards of any kind. Expenditures for a public purpose are not considered a gift of public funds.

2. Stipends for students -- funds cannot be used to pay stipends to students for participation in program or classroom activities.
3. Political Contributions.
4. Courses -- funds may not be used to pay for the delivery of courses that generate FTES.
5. Supplanting – Any funds spent on these programs should supplement, not replace, general or state categorical (restricted) district funds expended on similar program activities prior to the availability of program funding. This restriction applies to categorical programs and any other federal, state, and county programs.

In general, the Chancellor’s Office will not provide an exhaustive list of allowable and nonallowable expenditures, as decisions for each expenditure must be made locally according to program objectives and activities, and the “reasonable and justifiable” criteria as outlined above.



## HIGH ROAD CONSTRUCTION CAREER PARTNERSHIPS GRANTS

### Total Allocation

\$9,500,000 – One-time 2020-21 funds

### Revenue Recognition

Restricted, 8690 – Other State Revenue

### 2024-25 Funding Formula

The High Road Construction Career (HRCC) Partnerships grants were issued through a competitive Letter of Intent application process. A total of nine grants were issued across two rounds of funding. Round 1 issued four grants in September 2023 that will end by September 30, 2025. Round 2 issued five grants in July 2024 that will end by Sept. 30, 2026.

### Purpose of Funds

The purpose of the Chancellor's Office HRCC Partnerships grants is to support community colleges with building the infrastructure to offer educational and training programs for diverse and disproportionately impacted student populations to gain careers in the construction industry sector. The goal is to develop clearly defined career pathways for construction careers that award college credit to students for prior work experience and industry credentials. By leveraging the HRCC partnership, the Chancellor's Office seeks strengthen community college pathways and ensure students secure quality jobs in the construction industry. The community college grant activities must include credit for prior learning, work-based learning opportunities, academic and career supports, and the award of industry-valued credentials or degrees, consistent with Assembly Bill 132 (Chapter 144, Statutes of 2021).

### 2024-25 Spending Guidelines

The grant funds can be used to support costs associated with establishing partnership with a [local HRCC](#) and educational programming:

- Personnel costs for employer engagement and partnership management activities;
- Program outreach and recruitment activities;
- Costs of program customization and development, program materials, instruction, student job placement, coaching and support activities;
- Instruction and training costs;
- Participant fees;
- Reasonable program operations costs; and
- Indirect costs not to exceed 4%.

## Reporting Requirements

Grantee community colleges are required to submit implementation plans and reporting in the Chancellor's Office NOVA system on a semi-annual basis as follows:

Payment Date	Milestone Payment	Milestone Requirement/Verification
Aug. 31, 2024	40%	<ul style="list-style-type: none"> <li>• Execution of grant agreement</li> <li>• Submittal &amp; approval of workplan &amp; budget</li> </ul>
July 31, 2025	40%	<ul style="list-style-type: none"> <li>• Submittal &amp; approval of semi-annual NOVA reports for the following reporting periods: <ul style="list-style-type: none"> <li>○ 2024-25 Q2 (July 1, 2024 - Dec. 31, 2024)</li> <li>○ 2024-25 Q4 (Jan. 1, 2025 - June 30, 2025)</li> </ul> </li> </ul>
Aug. 31, 2026	20%	<ul style="list-style-type: none"> <li>• Submittal &amp; approval of semi-annual NOVA reports for the following reporting periods: <ul style="list-style-type: none"> <li>○ 2025-26 Q2 (July 1, 2025 - Dec. 31, 2025)</li> <li>○ 2025-26 Q4 (Jan. 1, 2026 - June 30, 2026)</li> </ul> </li> </ul>

## Contact

For questions regarding the HRCC grant awards, contact LaCandice Ochoa at [LOchoa@CCCCO.edu](mailto:LOchoa@CCCCO.edu).

## High Road Construction Career Partnership Allocation Table

Round	Region	District/College	Allocation
Round 1	Bay Area	Laney College	\$521,302
Round 1	Central Valley Mother Lode	Bakersfield College	\$447,550
Round 1	Central Valley Mother Lode	State Center Community College District	\$2,593,723
Round 1	Inland Empire/Desert	Mt. San Jacinto College	\$730,006
Round 2	Bay Area	Cabrillo College	\$573,805
Round 2	Central Valley Mother Lode	College of the Sequoias	\$1,200,311
Round 2	Central Valley Mother Lode	Merced College	\$735,000
Round 2	Central Valley Mother Lode	San Joaquin Delta College	\$1,930,246
Round 2	San Diego Imperial	Southwestern Community College District	\$768,057

Round	Region	District/College	Allocation
Total			\$9,500,000

## HIRE UP PILOT PROGRAM

### Total Allocation

One-Time Allocation: \$30,000,000 split over two years

- 2023-24 Allocation: \$15,000,000
- 2024-25 Allocation: \$15,000,000

### Revenue Recognition

Restricted, 8620 – General Categorical Programs

### Funding Formula

Each district will receive an allocation based on their percentage of formerly incarcerated students, former foster youth, CalWORKS recipients and students that completed transfer level math and English.

### Purpose of Funds

Higher Education Trailer Bill, Assembly Bill 183, established the Hire UP pilot program to provide stipends to formerly incarcerated students, CalWORKs recipients and former foster youth to help them meet the true cost of college attendance and gain clear access to credential programs and workforce support needed to enter, participate and succeed in California's economy. The Chancellor's Office will enter into one-time agreements with up to 10 community college districts for a five-year pilot program to provide funding for stipends for eligible students.

### Spending Guidelines

Colleges will use the funds to provide stipends to students at least once a month. Each stipend is based on California state minimum wage for each enrollment level of hours. Stipends are estimated financial assistance.

### Reporting Requirements

Participating districts will report annually using an ad-hoc survey, with a reporting date to be determined.

Participating districts will be required to collect and report the following information to the Chancellor's Office annually:

1. The number of students receiving a stipend.
2. The enrollment level and total stipend amount for each student.
3. Whether the student is formerly incarcerated, a CalWORKs recipient, and/or former foster youth.

4. Number of units completed for each student while active in the program.
5. The degree or training program each stipend recipient has completed or is participating in.
6. The outcomes for all participants and collected directly from students, including completion, persistence, employment, additional education or business startups/entrepreneurship.
7. The percentage of students employed in the field in which they received a degree or completed training.
8. The number of staff hours and estimated salary dedicated to administering the program.

## Contact

For questions, please contact Mario Garza at [MGarza@CCCCO.edu](mailto:MGarza@CCCCO.edu).

## Additional Resources



[Hire Up Education Code](#)



[Hire Up Program Guide](#)

## Hire UP Allocation Table

District	Total Allocation
Allan Hancock Joint Community College District	\$2,640,000
Los Angeles Community College District	\$3,500,000
North Orange County Community College District	\$2,640,000
Peralta Community College District	\$2,640,000
Rio Hondo Community College District	\$2,800,000
San Diego Community College District	\$3,500,000

District	Total Allocation
San Francisco Community College District	\$2,640,000
Shasta-Tehama-Trinity Joint Community College District	\$3,500,000
Solano County Community College District	\$3,500,000
Sonoma County Junior College District	\$2,640,000
<b>Total</b>	<b>\$30,000,000</b>

## HOMELESS AND HOUSING INSECURITY PROGRAM

### Total Allocation

\$20,562,000 – Ongoing

### Revenue Recognition

Restricted, 8620 – General Categorical Programs

### 2024-25 Funding Formula

There are currently two cohorts of colleges participating in the Homeless and Housing Insecurity Program (HHIP). The allocation funding formula includes a base amount of \$150,000 per college, with the remaining balance being distributed based on total head count, across the participating colleges. Colleges denoted with asterisks, in the allocation table below, identified as HHIP cohort #1 will receive a second payment upon completion of an updated HHIP Letter of Interest.

### Purpose of Funds

[Per Senate Bill 108](#) (Budget Act 2024) these funds are to provide services and resources to students who have identified as being homeless or to students at eminent risk of becoming homeless. Services include, but are not limited to academic support, housing identification and placement services, rent and move in assistance and case management services. Please reach out to the contact listed below with questions regarding allowable services.

### 2024-25 Spending Guidelines

HHIP funds should be used to provide services to students who have identified as being homeless or to students at eminent risk of becoming homeless.

### Reporting Requirements

Future allocations may be affected for failure to submit required reports by the due dates. Colleges participating in the HHIP program must submit unitary student data into the Chancellor's Office [HHIP web reporting portal](#). Additionally, per [Assembly Bill 977](#), colleges must also partner with their local housing agency to submit all required data into the local Homeless Management Information System. Technical assistance is available to support participating colleges with AB 977 compliance. Colleges are also required to submit final annual expenditure reports. The Chancellor's Office provides final annual expenditure report templates.

Reporting Deadline	Reporting Type	Activity Period
December 2025	Fiscal Expenditure Reports via Excel	July 1, 2024 - June 30, 2025

## Contact

For questions, please contact:

Colleen Ganley at [CGanley@CCCCO.edu](mailto:CGanley@CCCCO.edu)

Mackenzie Grass at [MGrass@CCCCO.edu](mailto:MGrass@CCCCO.edu)

## Additional Resources



Additional information regarding Assembly Bill 977 compliance is located in the [Vision Resource Center](#).

## Homeless and Housing Insecurity Allocation Table

District	College	Allocation
Antelope Valley	Antelope Valley College*	\$309,525
Barstow	Barstow Community College*	\$144,519
Butte	Butte College*	\$269,292
Cerritos	Cerritos College*	\$552,658
Gavilan	Gavilan College*	\$204,275
Grossmont-Cuyamaca	Cuyamaca College	\$514,226
Imperial	Imperial Valley College*	\$246,087
Long Beach	Long Beach City College*	\$611,514
Los Angeles	Los Angeles Southwest College*	\$226,532
Los Angeles	Los Angeles Harbor College	\$521,082
Los Angeles	Los Angeles Trade-Tech College	\$709,498
Los Rios	American River College	\$1,337,708
Marin	College of Marin	\$391,838
Redwoods	College of the Redwoods*	\$166,586
San Bernardino	San Bernardino Valley College	\$603,916



District	College	Allocation
San Diego	San Diego City College*	\$683,766
San Joaquin	San Joaquin Delta College	\$889,510
Santa Barbara	Santa Barbara City College	\$865,910
Shasta-Tehama-Trinity	Shasta College	\$499,757
Sonoma County	Santa Rosa Junior College	\$1,011,424
Southwestern	Southwestern College	\$928,905
State Center	Fresno City College*	\$620,976
Ventura County	Oxnard College	\$450,094
Victor Valley	Victor Valley College*	\$340,580
West Hills	Lemoore College	\$342,080
Yosemite	Modesto Junior College*	\$405,660
<b>Total</b>		<b>\$13,847,918</b>

*\*Colleges denoted with asterisks, in the allocation table above, identified as HHIP cohort #1 will receive a second payment upon completion of an updated HHIP Letter of Interest.*

## LGBTQ+

### 2024-25 Total Allocation

\$10,000,000 – One-time

### Revenue Recognition

Restricted, 8620 – General Categorical Programs

### Background

[SB 108 Budget Act 2024](#) appropriates \$10 million in one-time funding for allocation by the Chancellor's Office community college districts to provide additional funds to support LGBTQ+ students. The purpose of the funds is to continue the momentum that participating community college districts established to provide support for LGBTQ+ students. Maximum funding a participating community college district can receive is \$900,000.

This allocation intends to provide additional funding to support LGBTQ+ students; districts and colleges must not use this funding to replace or reimburse any current funding sources or existing efforts without meaningfully increasing direct support for LGBTQ+ students. Due to the one-time nature of this funding, districts are encouraged to focus on the sustainability of LGBTQ+ student support efforts by ensuring student-centered redesign with LGBTQ+ students in mind, prioritizing the build out of critical service delivery infrastructure that addresses the unique needs of LGBTQ+ students and identifying additional funding sources to sustain the momentum of LGBTQ+ student support in the long term.

### 2024-25 Funding Formula

The allocation funding formula includes a base amount of \$20,000 for every college. The remaining appropriation (\$7.7 million in total) will be allocated to colleges based on the following:

- 75% of the remaining appropriation will be allocated based on total headcount; and
- 25% of the remaining appropriation will be allocated based on the number of students who received a Pell grant.

### 2024-25 Spending Guidelines

Community college districts must use this funding to provide needed services, based on evidence-based practices, to LGBTQ+ students. They may include:

- LGBTQ+ centers
- Professional development and training on serving LGBTQ+ students

- Mental health services
- Housing insecurity services
- LGBTQ+ learning communities
- Support for gay and straight alliance clubs
- LGBTQ+ curriculum development
- Lavender graduation
- Workshops or speaker series
- Other proven initiatives

## Reporting Requirements

Reporting Deadline	Reporting Type	Activity Period
Oct. 1, 2024	Program Plan available in NOVA	Oct. 1, 2024 - Dec. 20, 2024
Dec. 20, 2024	Program Plan due in NOVA	
June 30, 2030	Final Expenditure Report	

## Contact

For questions, please contact Julie Olson at [JOlson@CCCCO.edu](mailto:JOlson@CCCCO.edu).

## Additional Resources



[Assembly Bill 132](#)

## 2024-25 LGBTQ+ Funding Allocation by College

District	College	Allocation
Allan Hancock	Allan Hancock College	\$83,622
Antelope Valley	Antelope Valley College	\$93,375
Barstow	Barstow Community College	\$44,014
Butte	Butte College	\$76,300
Cabrillo	Cabrillo College	\$72,958

District	College	Allocation
Cerritos	Cerritos College	\$145,359
Chabot-Las Positas	Chabot College	\$79,651
Chabot-Las Positas	Las Positas College	\$53,818
Chaffey	Chaffey College	\$138,304
Citrus	Citrus College	\$82,501
Coast	Coastline Community College	\$69,612
Coast	Golden West College	\$83,070
Coast	Orange Coast College	\$105,606
Compton	Compton College	\$43,464
Contra Costa	Contra Costa College	\$56,343
Contra Costa	Diablo Valley College	\$101,926
Contra Costa	Los Medanos College	\$63,660
Copper Mountain	Copper Mountain College	\$29,858
Desert	College of the Desert	\$84,512
El Camino	El Camino College	\$140,007
Feather River	Feather River College	\$29,001
Foothill - De Anza	De Anza College	\$110,693
Foothill - De Anza	Foothill College	\$93,832
Gavilan	Gavilan College	\$50,093
Glendale	Glendale Community College	\$102,634
Grossmont-Cuyamaca	Cuyamaca College	\$66,884
Grossmont-Cuyamaca	Grossmont College	\$88,829
Hartnell	Hartnell College	\$65,789
Imperial	Imperial Valley College	\$74,824

District	College	Allocation
Kern	Bakersfield College	\$178,801
Kern	Cerro Coso Community College	\$46,740
Kern	Porterville College	\$44,395
Lake Tahoe	Lake Tahoe Community College	\$47,291
Lassen	Lassen College	\$30,282
Long Beach	Long Beach City College	\$165,346
Los Angeles	East Los Angeles College	\$196,535
Los Angeles	Los Angeles City College	\$113,603
Los Angeles	Los Angeles Harbor College	\$64,544
Los Angeles	Los Angeles Mission College	\$77,898
Los Angeles	Los Angeles Pierce College	\$112,104
Los Angeles	Los Angeles Southwest College	\$55,550
Los Angeles	Los Angeles Trade-Tech College	\$89,627
Los Angeles	Los Angeles Valley College	\$112,979
Los Angeles	West Los Angeles College	\$77,160
Los Rios	American River College	\$170,301
Los Rios	Cosumnes River College	\$98,000
Los Rios	Folsom Lake College	\$67,530
Los Rios	Sacramento City College	\$125,913
Marin	College of Marin	\$45,850
Mendocino-Lake	Mendocino College	\$44,373
Merced	Merced College	\$85,750
MiraCosta	MiraCosta College	\$94,292
Monterey	Monterey Peninsula College	\$55,968

District	College	Allocation
Mt. San Antonio	Mt. San Antonio College	\$255,201
Mt. San Jacinto	Mt. San Jacinto College	\$118,699
Napa Valley	Napa Valley College	\$41,859
North Orange County	Cypress College	\$97,508
North Orange County	Fullerton College	\$121,018
Ohlone	Ohlone College	\$69,796
Palo Verde	Palo Verde College	\$39,234
Palomar	Palomar Community College	\$114,997
Pasadena Area	Pasadena City College	\$150,549
Peralta	College of Alameda	\$50,117
Peralta	Berkeley City College	\$53,842
Peralta	Laney College	\$73,206
Peralta	Merritt College	\$54,714
Rancho Santiago	Santa Ana College	\$198,711
Rancho Santiago	Santiago Canyon College	\$108,518
Redwoods	College of the Redwoods	\$46,775
Rio Hondo	Rio Hondo College	\$119,594
Riverside	Moreno Valley College	\$74,660
Riverside	Norco College	\$73,383
Riverside	Riverside City College	\$142,240
San Bernardino	Crafton Hills College	\$45,077
San Bernardino	San Bernardino Valley College	\$85,082
San Diego	San Diego City College	\$94,644
San Diego	San Diego Mesa College	\$117,473

District	College	Allocation
San Diego	San Diego Miramar College	\$89,691
San Francisco	City College of San Francisco	\$147,094
San Joaquin	San Joaquin Delta College	\$107,292
San Jose-Evergreen	Evergreen Valley College	\$67,659
San Jose-Evergreen	San Jose City College	\$65,150
San Luis Obispo County	Cuesta College	\$76,118
San Mateo County	Cañada College	\$49,673
San Mateo County	College of San Mateo	\$60,841
San Mateo County	Skyline College	\$67,212
Santa Barbara	Santa Barbara City College	\$99,854
Santa Clarita	College of the Canyons	\$138,276
Santa Monica	Santa Monica College	\$154,691
Sequoias	College of the Sequoias	\$94,647
Shasta-Tehama-Trinity	Shasta College	\$71,128
Sierra	Sierra College	\$105,985
Siskiyou	College of the Siskiyou	\$30,122
Solano County	Solano Community College	\$64,581
Sonoma County	Santa Rosa Junior College	\$118,898
South Orange	Irvine Valley College	\$89,154
South Orange	Saddleback College	\$135,053
Southwestern	Southwestern College	\$123,521
State Center	Clovis Community College	\$66,245
State Center	Fresno City College	\$162,195
State Center	Madera College	\$51,687

District	College	Allocation
State Center	Reedley Community College	\$69,223
Ventura County	Moorpark College	\$88,314
Ventura County	Oxnard College	\$63,206
Ventura County	Ventura College	\$81,335
Victor Valley	Victor Valley College	\$96,458
West Hills	Coalinga College	\$36,568
West Hills	Lemoore College	\$46,188
West Kern	Taft College	\$43,781
West Valley-Mission	Mission College	\$56,103
West Valley-Mission	West Valley College	\$58,172
Yosemite	Columbia College	\$34,290
Yosemite	Modesto Junior College	\$117,476
Yuba	Woodland Community College	\$41,664
Yuba	Yuba College	\$52,187
<b>Total</b>		<b>\$10,000,000</b>



## LOCAL AND SYSTEMWIDE TECHNOLOGY DATA SECURITY FUNDING

### 2024-24 Total District Allocation

\$12,600,000 – Ongoing

### Revenue Recognition

Restricted, 8620 – General Categorical Programs

### Funding Allocation

The 2024 Budget Act authorizes \$25 million ongoing funds for local and systemwide technology funding. Of this amount, \$12.6 million will be provided to districts in the amount of \$175,000 per district annually to hire local cybersecurity staff, support technology modernization and the protection of sensitive data.

The remaining \$12.4 million will fund annual ongoing support of key information security initiatives, including, but not limited to subscriptions/licenses, regional team support, development of a systemwide Security Operations Center (SOC) and other relevant oversight.

### Purpose of Funds

The 2024 Budget Act provides these funds for districts to implement local and systemwide technology and data security measures and hire local cybersecurity staff to support improved oversight of fraud mitigation, online learning quality, and cybersecurity efforts. Funds are also provided for statewide measures that benefit all community colleges including, but not limited to, security upgrades for CCCApply and education technology platforms and the establishment of systemwide cybersecurity teams.

### 2024-25 Spending Guidelines

Ongoing Technology and Data Security funds are intended to support districts' efforts to mature and maintain an information security program in alignment with the system's information technology priorities, as well as to support any applicable information security compliance requirements.

### Requirements to Receive Funds

As a condition of receiving ongoing technology and data security funds, districts must:

- Complete an annual cybersecurity self-assessment of their information technology infrastructure. The annual cybersecurity self-assessment should include actual and planned use of funds.
- Participate in the following regularly scheduled cybersecurity reporting:

- Submit remediation updates twice per year, for the fall and spring semester terms, on vulnerability and other issues identified in the previous self-assessment or triennial assessment. Updates should include actual and planned use of funds for this purpose.
- Submit detailed after action reports of all cybersecurity incidents that either lead to a breach of personally identifiable information or lead to the disruption of services, including, but not limited to, a breach of student identification numbers, distributed denial-of-service attacks, and ransomware.
- The total number of admission applications received from CCCApply that are determined to be fraudulent, including applications marked as “likely fraud” within CCCApply, on an annual basis.
- Information requested on suspected fraudulent enrollments, and fraudulent receipt of financial aid, on an annual basis.

## Contact

For questions, please contact Vice Chancellor of Digital Innovation and Infrastructure Valerie Lundy Wanger at [VLundyWanger@CCCCO.edu](mailto:VLundyWagner@CCCCO.edu), (916) 322-1928.

## Additional Guidance



[DII 24-100-01 23-24 Allocation of LSTADS One-Time Funds](#)



[DII 23-400-01 Microsoft A5 Security Suite Implementation Update](#)



[DII 22-300-01 Preparation for Allocation of FY 22-23 Information Technology and Security Funding \(UPDATE\)](#)



[DII 22-200-01 FY 22-23 Cybersecurity Self-Assessments](#)



[DII 22-300-03 September 2022 Cybersecurity Strategy Updates](#)



[DII 22-300-06 FY 22-23 January IT Infrastructure and Cybersecurity Funding Updates](#)

## MAINTENANCE ALLOWANCE

### Total Allocation

\$100,000

### Revenue Recognition

8650 – Reimbursement Categorical Programs

### 2024-25 Funding Formula

Title 5, section 54200 requires a maintenance allowance to be paid by community college districts for certain students that reside in a territory not included within any district. Districts are subsequently reimbursed through the apportionment process for the amount paid to the students. The reimbursement of maintenance allowance paid to students is shown annually on Exhibit D at the Recalculation Apportionment in February. The 2023-24 Budget Act appropriated \$100,000 for this program.

### Purpose of Funds

Maintenance Allowance funds are provided to alleviate the financial burden of students who reside outside of community college district boundaries in regard to the student's transportation costs to and from school or the cost of relocation if they were to move closer to the school.

### 2024-25 Spending Guidelines

Funds are restricted for the purposes of the Maintenance Allowance program only.

Not all districts will have students who qualify for this program. In order to be eligible for the Maintenance Allowance program, a student must reside in specific parts of Modoc County, Mono County, and Siskiyou County and meet other eligibility criteria as stated in our [Maintenance Allowance webpage](#). The Chancellor's Office determines the amount for reimbursement by using the daily rate and the amount of days eligible student are enrolled full time in credit classes. Such period includes Saturdays, Sundays, holidays, and "Spring Break," but excludes breaks between terms when the students are not enrolled.

The daily rate may be increased by the Implicit Price Deflator for State and Local Government Purchase of Goods and Services if circumstances warrant. A proration will be made if the total claims exceed \$100,000, the maximum amount available for this purpose. After the calculation is made and notification made to districts of the daily rate, no additional claims will be accepted.

### Reporting Requirements

Districts must complete a CCFS-355 form by listing eligible students and their respective eligible days for the just completed fiscal year. The form is submitted and signed by

superintendent of schools of the county of residency for the official verification and signature. The form is due annually to the Chancellor's Office by Aug. 15.

Districts must pay eligible student(s) prior to Sept. 30, per Title 5. They will be provided a certification of payment, and they are required to complete and sign the document before providing it to the Chancellor's Office.

Districts with no eligible students are not required to complete the CCFS-355 form.

## Summary of Key Dates

Key Dates	Description
By July 15	During the fiscal year, request the superintendent of schools of the county of residence to preliminarily determine eligibility of students as they apply for the allowance.
By Aug. 1	Complete the CCFS-355 form by listing eligible students and their respective eligible days for the just completed fiscal year. Submit it to the superintendent of schools of the county of residence for the official verification and signature.
By Aug. 15	Submit the completed and signed electronic copy of the CCFS-355 form to the Chancellor's Office at <a href="mailto:AttendanceAcct@CCCCO.edu">AttendanceAcct@CCCCO.edu</a> .
By Sept. 30	District must pay eligible student prior to Sept. 30, per T5. The reimbursement of Maintenance Allowance paid to students will be included on Exhibit D of the Recalculation in February.
By Oct. 15	Districts must complete and sign the certification of payment. The signed electronic copy should be submitted to the <a href="mailto:AttendanceAcct@CCCCO.edu">AttendanceAcct@CCCCO.edu</a> inbox.

## Contact

For questions, please contact Rafael Artiga at [RArtiga@CCCCO.edu](mailto:RArtiga@CCCCO.edu) or (916) 323-6899; Avita Hang at [AHang@CCCCO.edu](mailto:AHang@CCCCO.edu) or (916) 324-9794; or the Fiscal Standards and Accountability Unit at [FiscalStandards@CCCCO.edu](mailto:FiscalStandards@CCCCO.edu).

## Additional Resources



[Maintenance Allowance webpage](#)

## **MATHEMATICS, ENGINEERING AND SCIENCE ACHIEVEMENT (MESA) PROGRAM**

### **2024-25 Total Allocation**

\$39,423,000 – Ongoing

### **Revenue Recognition**

Restricted, 8690 – Other State Revenues

### **2024-25 Funding Formula**

MESA program funds are disbursed to participating colleges as a grant. Award amounts include a \$280,000 base award amount plus a proportional share based on the number of college participants.

### **Purpose of the Funds**

California community college MESA programs work in partnership with the University of California Office of the President (UCOP) MESA statewide, proprietor and trademark holder of the MESA program. All university, community college and college-prep MESA programs work in concert to provide support to underserved and underrepresented students majoring in calculus-based Science, Technology, Engineering and Mathematics (STEM) fields who seek to transfer to a four-year institution. Aligned with Vision 2030 goals, the community college segment of MESA grants support equity in success, equity in access and equity in support.

### **2024-25 Spending Guidelines**

Expenditures must contribute to improving academic success and the development of a student support structure for African American male students attending a community college.

Funds may be used in accordance with the specifications of the agreement. Please note, funds may not be used for purposes of construction, remodeling, or lease of facilities, purchase of equipment or for programs and activities not eligible for state apportionment.

### **Reporting Requirements**

Grantees are required to:

- 1) Identify and report each academic term, the number of program participants using Data Element Dictionary Special Population SG05 through the Chancellor's Office Management Information System.
- 2) Report bi-annually, work plan status, measurable outcomes and expenditure data using the Nova platform.

Reporting Deadline	Reporting Type	Activity Period
30 days after the end of the academic term	MIS	Each Academic Term
March 31, 2025	Progress Report	July 1, 2024 - March 31, 2025

## Contact

For questions, please contact Stephanie Ricks-Albert at [SRicksal@CCCCO.edu](mailto:SRicksal@CCCCO.edu).

## Additional Resources



[Chancellor's Office MESA Webpage](#)



[MESA Statewide](#)

## MESA Allocation Table

District	College	Base Award	Proportional Share Award
Allan Hancock	Allan Hancock College	\$280,000	\$139,393
Antelope Valley	Antelope Valley College	\$280,000	\$139,393
Butte-Glenn	Butte College	\$280,000	\$139,393
Cabrillo	Cabrillo College	\$280,000	\$139,393
Cerritos	Cerritos College	\$280,000	\$139,393
Chabot-Las Positas	Chabot College	\$280,000	\$139,393
Chabot-Las Positas	Las Positas College	\$280,000	\$139,393
Coast	Coastline Community College	\$280,000	\$139,393
Coast	Golden West College	\$280,000	\$139,393

District	College	Base Award	Proportional Share Award
Coast	Orange Coast College	\$280,000	\$139,393
Compton	Compton College	\$280,000	\$139,393
Contra Costa	Contra Costa College	\$280,000	\$139,393
Contra Costa	Diablo Valley College	\$280,000	\$139,393
Contra Costa	Los Medanos College	\$280,000	\$139,393
Copper Mountain	Copper Mountain College	\$280,000	\$139,393
Desert	College of the Desert	\$280,000	\$139,393
El Camino	El Camino College	\$280,000	\$139,393
Foothill-De Anza	De Anza College	\$280,000	\$139,393
Foothill-De Anza	Foothill College	\$280,000	\$139,393
Gavilan	Gavilan College	\$280,000	\$139,393
Glendale	Glendale Community College	\$280,000	\$139,393
Grossmont-Cuyamaca	Grossmont College	\$280,000	\$139,393
Hartnell	Hartnell College	\$280,000	\$139,393
Imperial	Imperial Valley College	\$280,000	\$139,393
Kern	Bakersfield College	\$280,000	\$139,393
Kern	Porterville College	\$280,000	\$139,393
Long Beach	Long Beach City College	\$280,000	\$139,393
Los Angeles	East Los Angeles College	\$280,000	\$139,393
Los Angeles	Los Angeles City College	\$280,000	\$139,393
Los Angeles	Los Angeles Harbor College	\$280,000	\$139,393
Los Angeles	Los Angeles Mission College	\$280,000	\$139,393
Los Angeles	Los Angeles Pierce College	\$280,000	\$139,393



District	College	Base Award	Proportional Share Award
Los Angeles	Los Angeles Southwest College	\$280,000	\$139,393
Los Angeles	Los Angeles Valley College	\$280,000	\$139,393
Los Rios	American River College	\$280,000	\$139,393
Los Rios	Cosumnes River College	\$280,000	\$139,393
Los Rios	Folsom Lake College	\$280,000	\$139,393
Los Rios	Sacramento City College	\$280,000	\$139,393
Marin	College of Marin	\$280,000	\$139,393
Mendocino-Lake	Mendocino College	\$280,000	\$139,393
Merced	Merced College	\$280,000	\$139,393
MiraCosta	MiraCosta College	\$280,000	\$139,393
Monterey Peninsula	Monterey Peninsula College	\$280,000	\$139,393
Mt. San Antonio	Mt. San Antonio College	\$280,000	\$139,393
Napa Valley	Napa Valley College	\$280,000	\$139,393
North Orange County	Cypress College	\$280,000	\$139,393
North Orange County	Fullerton College	\$280,000	\$139,393
Ohlone	Ohlone College	\$280,000	\$139,393
Pasadena Area	Pasadena City College	\$280,000	\$139,393
Peralta	College of Alameda	\$280,000	\$139,393
Peralta	Berkeley City College	\$280,000	\$139,393
Peralta	Laney College	\$280,000	\$139,393
Peralta	Merritt College	\$280,000	\$139,393
Rancho Santiago	Santa Ana College	\$280,000	\$139,393
Rancho Santiago	Santiago Canyon College	\$280,000	\$139,393

District	College	Base Award	Proportional Share Award
Rio Hondo	Rio Hondo College	\$280,000	\$139,393
Riverside	Moreno Valley College	\$280,000	\$139,393
Riverside	Norco College	\$280,000	\$139,393
Riverside	Riverside City College	\$280,000	\$139,393
San Bernardino	Crafton Hills College	\$280,000	\$139,393
San Bernardino	San Bernardino Valley College	\$280,000	\$139,393
San Diego	San Diego City College	\$280,000	\$139,393
San Diego	San Diego Mesa College	\$280,000	\$139,393
San Diego	San Diego Miramar College	\$280,000	\$139,393
San Francisco	City College of San Francisco	\$280,000	\$139,393
San Joaquin Delta	San Joaquin Delta College	\$280,000	\$139,393
San Jose-Evergreen	San Jose City College	\$280,000	\$139,393
San Luis Obispo County	Cuesta College	\$280,000	\$139,393
San Mateo County	Cañada College	\$280,000	\$139,393
San Mateo County	College of San Mateo	\$280,000	\$139,393
San Mateo County	Skyline College	\$280,000	\$139,393
Santa Barbara	Santa Barbara City College	\$280,000	\$139,393
Santa Clarita	College of the Canyons	\$280,000	\$139,393
Sequoias	College of the Sequoias	\$280,000	\$139,451
Shasta-Tehama-Trinity Joint	Shasta College	\$280,000	\$139,393
Solano	Solano Community College	\$280,000	\$139,393
Sonoma County	Santa Rosa Junior College	\$280,000	\$139,393
South Orange County	Irvine Valley College	\$280,000	\$139,393

District	College	Base Award	Proportional Share Award
South Orange County	Saddleback College	\$280,000	\$139,393
Southwestern	Southwestern College	\$280,000	\$139,393
State Center	Clovis Community College	\$280,000	\$139,393
State Center	Reedley College	\$280,000	\$139,393
Ventura County	Moorpark College	\$280,000	\$139,393
Ventura County	Oxnard College	\$280,000	\$139,393
Ventura County	Ventura College	\$280,000	\$139,393
Victor Valley	Victor Valley College	\$280,000	\$139,393
West Hills	Coalinga College	\$280,000	\$139,393
West Hills	Lemoore College	\$280,000	\$139,393
West Kern	Taft College	\$280,000	\$139,393
West Valley-Mission	Mission College	\$280,000	\$139,393
West Valley-Mission	West Valley College	\$280,000	\$139,393
Yosemite	Modesto Junior College	\$280,000	\$139,393
Yuba	Woodland Community College	\$280,000	\$139,393
Yuba	Yuba College	\$280,000	\$139,393
<b>Total</b>		<b>\$26,320,000</b>	<b>\$13,103,000</b>

## MENTAL HEALTH PROGRAM

### Total Allocation

\$32,466,000 – Ongoing

### Revenue Recognition

Restricted, 8620 – General Categorical Programs

### 2024-25 Funding Formula

The funding allocation formula stipulates a base amount of \$100,000 for each college, an increase from last year's base of \$65,000. The remaining appropriation, totaling \$20,966,000, is distributed to the colleges (excludes Calbright) based on the following criteria:

- Seventy-five percent of the remaining appropriation will be allocated based on total headcount; and
- Twenty-five percent of the remaining appropriation will be allocated based on the number of students who received a Pell grant.

### Purpose of Funds

The legislative intent for the mental health funds is to provide and expand mental health resources for students.

### 2024-25 Spending Guidelines

Mental health support services, includes but are not limited to:

- Engaging in student-centered design to establish and strengthen structures to enable and streamline the delivery of holistic support for students across the continuum, including mental health promotion, prevention, crisis/acute treatment, post-acute care and recovery;
- Hiring permanent staff to expand mental health resources ensures that students receive timely, continuous care, fostering their overall well-being and academic achievement;
- Providing campus-based training to faculty, staff and students regarding early identification, intervention and referral of students with mental health needs;
- Ensuring students receive all applicable internal and external support services,
- Establishing partnership(s) with local county behavioral health departments, subcontractors of county behavioral health departments or community-based organizations, with the goal of establishing appropriate referral processes for students in need of clinically appropriate mental health supports;

- Leveraging other community-based mental health resources, where available.

## Reporting Requirements

The year-end report is due in September 2025 via NOVA.

## Contact

For questions, please contact Jackie Alvarez at [JAlvarez@CCCCO.edu](mailto:JAlvarez@CCCCO.edu).

## Additional Resources



[California Community Colleges Health & Wellness Website](#)

## Mental Health Program Allocation Table

District	College	Allocation
Allan Hancock	Allan Hancock College	\$275,993
Antelope Valley	Antelope Valley College	\$304,075
Barstow	Barstow Community College	\$162,247
Butte	Butte College	\$253,689
Cabrillo	Cabrillo College	\$242,181
Cerritos	Cerritos College	\$460,206
Chabot-Las Positas	Chabot College	\$257,203
Chabot-Las Positas	Las Positas College	\$190,838
Chaffey	Chaffey College	\$400,889
Citrus	Citrus College	\$268,506
Coast	Coastline Community College	\$224,720
Coast	Golden West College	\$271,334
Coast	Orange Coast College	\$341,897
Compton	Compton College	\$163,940

District	College	Allocation
Contra Costa	Contra Costa College	\$195,951
Contra Costa	Diablo Valley College	\$323,658
Contra Costa	Los Medanos College	\$217,182
Copper Mountain	Copper Mountain College	\$125,272
Desert	College of the Desert	\$280,350
El Camino	El Camino College	\$445,522
Feather River	Feather River College	\$124,853
Foothill-De Anza	De Anza College	\$344,510
Foothill-De Anza	Foothill College	\$301,299
Gavilan	Gavilan College	\$183,970
Glendale	Glendale Community College	\$328,925
Grossmont-Cuyamaca	Cuyamaca College	\$226,068
Grossmont-Cuyamaca	Grossmont College	\$287,673
Hartnell	Hartnell College	\$226,505
Imperial	Imperial Valley College	\$250,609
Kern	Bakersfield College	\$531,344
Kern	Cerro Coso Community College	\$169,469
Kern	Porterville College	\$165,607
Lake Tahoe	Lake Tahoe Community College	\$175,783
Lassen	Lassen College	\$127,095
Long Beach	Long Beach City College	\$514,832
Los Angeles	East Los Angeles College	\$596,482
Los Angeles	Los Angeles City College	\$364,476

District	College	Allocation
Los Angeles	Los Angeles Harbor College	\$222,212
Los Angeles	Los Angeles Mission College	\$258,198
Los Angeles	Los Angeles Pierce College	\$357,727
Los Angeles	Los Angeles Southwest College	\$199,167
Los Angeles	Los Angeles Trade-Tech College	\$299,608
Los Angeles	Los Angeles Valley College	\$361,370
Los Angeles	West Los Angeles College	\$254,516
Los Rios	American River College	\$501,963
Los Rios	Cosumnes River College	\$307,765
Los Rios	Folsom Lake College	\$223,583
Los Rios	Sacramento City College	\$377,693
Marin	College of Marin	\$173,292
Mendocino	Mendocino College	\$163,731
Merced	Merced College	\$275,873
MiraCosta	MiraCosta College	\$278,743
Monterey	Monterey Peninsula College	\$198,229
Mt. San Antonio	Mt. San Antonio College	\$735,953
Mt. San Jacinto	Mt. San Jacinto College	\$366,453
Napa Valley	Napa Valley College	\$158,153
North Orange County	Cypress College	\$309,172
North Orange County	Fullerton College	\$451,582
Ohlone	Ohlone College	\$237,398
Palo Verde	Palo Verde College	\$151,102

District	College	Allocation
Palomar	Palomar College	\$357,809
Pasadena Area	Pasadena City College	\$450,788
Peralta	Berkeley City College	\$199,420
Peralta	College of Alameda	\$188,606
Peralta	Laney College	\$255,932
Peralta	Merritt College	\$202,128
Rancho Santiago	Santa Ana College	\$525,992
Rancho Santiago	Santiago Canyon College	\$297,902
Redwoods	College of the Redwoods	\$171,582
Rio Hondo	Rio Hondo College	\$363,550
Riverside	Moreno Valley College	\$241,177
Riverside	Norco College	\$236,349
Riverside	Riverside City College	\$421,837
San Bernardino	Crafton Hills College	\$169,108
San Bernardino	San Bernardino Valley College	\$270,490
San Diego	San Diego City College	\$465,473
San Diego	San Diego Mesa College	\$357,482
San Diego	San Diego Miramar College	\$284,767
San Francisco	City College of San Francisco	\$397,260
San Joaquin Delta	San Joaquin Delta College	\$354,335
San Jose-Evergreen	Evergreen Valley College	\$224,830
San Jose-Evergreen	San Jose City College	\$213,044
San Luis Obispo County	Cuesta College	\$251,697



District	College	Allocation
San Mateo County	Cañada College	\$176,667
San Mateo County	College of San Mateo	\$210,088
San Mateo County	Skyline College	\$228,042
Santa Barbara	Santa Barbara City College	\$314,006
Santa Clarita	College of the Canyons	\$394,515
Santa Monica	Santa Monica College	\$454,301
Sequoias	College of the Sequoias	\$305,550
Shasta-Tehama-Trinity	Shasta College	\$237,215
Sierra	Sierra College	\$331,217
Siskiyou	College of the Siskiyou	\$126,357
Solano County	Solano Community College	\$219,465
Sonoma County	Santa Rosa Junior College	\$361,755
South Orange County	Irvine Valley College	\$288,942
South Orange County	Saddleback College	\$405,722
Southwestern	Southwestern College	\$395,304
State Center	Clovis Community College	\$223,550
State Center	Fresno City College	\$493,083
State Center	Madera Community College	\$182,634
State Center	Reedley College	\$231,979
Ventura County	Moorpark College	\$283,820
Ventura County	Oxnard College	\$216,215
Ventura County	Ventura College	\$263,397
Victor Valley	Victor Valley College	\$306,771

District	College	Allocation
West Hills	Coalinga College	\$147,561
West Hills	Lemoore College	\$174,001
West Kern	Taft College	\$166,551
West Valley-Mission	Mission College	\$196,737
West Valley-Mission	West Valley College	\$205,863
Yosemite	Columbia College	\$137,969
Yosemite	Modesto Junior College	\$352,844
Yuba	Woodland Community College	\$157,232
Yuba	Yuba College	\$186,453
<b>Total</b>		<b>\$32,466,000</b>

## MIDDLE COLLEGE HIGH SCHOOL (MCHS)

### Total Allocation

\$5,537,170 – 3-year grant

Total allocation includes unexpended funds for 2016-17 and 2018-19, 2023-24 program allocation and projected 2024-25 and 2025-26 program allocation (contingent on funding as provided in the California State Budget Act for that specific year.)

### Revenue Recognition

Restricted, 8620 – General Categorical Programs

### 2024-25 Funding Formula

The state budget act program allocation is disbursed to participating colleges as a grant. Grantees are to be awarded a proportional shared amount based on the number of college participants who certified to continue their MCHS.

### Purpose of Funds

Aligned with the Vision 2030 goals, the MCHS grant will support equity in success, equity in access and equity in support; reduce high school dropout rates by improving academic performance; improve graduation rates of at-promise high school students who are performing below their academic potential; enroll students in courses required for a high school diploma and/or courses applicable towards an Associate Arts (AA)/Associate Science (AS) degree and/or AA-Transfer/AS-Transfer and/or vocational certificate and/or transfer preparation.

### 2024-25 Spending Guidelines

Funds are to be used to serve at-promise high school dual enrollment middle college high school students who are performing below their academic potential to assist students in obtaining a high school diploma and/or vocational certificate and/or enroll students in courses applicable towards an AA/AS and/or AA-T/AS-T and/or transfer preparation. Grantees are allowed to allocate up to 4% of the annual award amount for indirect costs. Funds cannot be used for Capital Outlay construction costs; remodeling or lease of facilities; student financial aid; or activities prohibited by California Code of Regulations, title 5; California Education Code and local board policies.

### Reporting Requirements

Grantees are required to:

1. Submit annual reporting through the NOVA platform.
2. Submit annual and final reporting through Vision Aligned Reporting (VAR).

3. Submit data through the Chancellor’s Office Management Information System using the Special Populations Data Element SG07 for MCHS to track student progress. Reporting is due 30 days after the end of each academic term.

## Contact

For questions, please contact Devin Rodriguez at [MiddleCollege@CCCCO.edu](mailto:MiddleCollege@CCCCO.edu) or 916-322-4238.

## Additional Resources



[Middle College High School Webpage](#)

## MCHS Allocation Table

District	College	Allocation
Contra Costa	Contra Costa College	\$395,510
Grossmont-Cuyamaca	Grossmont College	\$395,510
Los Rios	American River College	\$395,510
Los Angeles	Los Angeles Harbor College	\$395,510
Peralta	Laney College	\$395,510
Riverside	Norco College	\$395,510
San Bernardino	San Bernardino Valley College	\$395,510
San Diego	San Diego City College	\$395,510
San Joaquin Delta	San Joaquin Delta College	\$395,510
Santa Clarita	College of the Canyons	\$395,510
State Center	Fresno City College	\$395,510
State Center	Reedley College	\$395,510
West Hills	Lemoore College	\$395,510
West Valley-Mission	Mission College	\$395,510

District	College	Allocation
Total		\$5,537,140

*\*Table subject to change*

## NEXTUP

### 2024-25 Total Allocation

\$54,110,000 – Ongoing Funds

### Revenue Recognition

Restricted, 8620 – General Categorical Programs

### 2024-25 Funding Formula

College allocations include a base amount plus \$4,250 per student served and a 70% minimum guarantee applied based on prior year's allocation, if the prior year allocation is greater than the allocation based on formula. The per college incremental base is aligned with the number of students served:

- 1 - 60: \$75,000
- 61 - 90: \$100,000
- 91 - 120: \$125,000
- 121+: \$150,000

Based on the above formula, college allocations remain relatively consistent with the 2023-24 allocations with adjustments based on the number of students served at each college.

### Purpose of Funds

The NextUp program aims to increase participation in the number of current, and former foster youth who attend community college and help youth realize and achieve their educational and career goals. It is the intent of the legislation, per [Education Code 79220–79228](#), to provide services to eligible current, and former foster youth.

### 2024-25 Spending Guidelines

Services and resources can include, but are not limited to, outreach and recruitment services, counseling, book and supply grants, tutoring, independent living, and financial literacy skills support, frequent in-person contact, career guidance, transfer counseling, childcare and transportation assistance, and referrals to health services, mental health services, housing assistance, and other related services. Additional information regarding services and expenditures can be found in [California Code of Regulations 56400-56416](#).

### Reporting Requirements

Each term colleges are required to flag students receiving NextUp services and support using the [SG11 data element](#) for submission into the Chancellor's Office Management Information System (MIS). For 2025-26 NextUp allocations, the Chancellor's Office will be using 2023-24 SG11 data to run program allocations in the funding formula. **Errors, inaccurate or delayed reporting could impact future NextUp community college program allocations.**

Colleges are also required to report on the [SG03 data element](#) and properly code foster youth community college students.

In addition, future allocations may be affected for failure to submit required final expenditure reports by Oct. 11, 2024.

Reporting Deadline	Reporting Type	Activity Period
Term data for categorical allocation purposes is the first Monday in August (by 5:00 PM)	Annual MIS Reporting	Deadline for districts to submit MIS end-of-term data or revised 2023-24 MIS data for use in 2025-26 allocations <a href="#">MIS Data Submission Timeline 2024-25 (cccco.edu)</a>
Oct. 11, 2024	2023-24 NextUp Final Expenditure Report due in NOVA	July 1, 2023 - June 30, 2024
Dec. 15, 2025	2024-25 NextUp Vision-Aligned Reports (VAR) due	July 1, 2024 - June 30, 2025

## Contact

For questions, please contact Thalia Marroquin at [TMarroquin@CCCCO.edu](mailto:TMarroquin@CCCCO.edu).

## Additional Resources



[NextUp Education Code Sections 79220 – 79228](#)



[Chancellor's Office NextUp Website](#)



[2022-2023 NextUp Education Code Updates to Expand Eligibility for Students Memorandum](#)

## 2024-25 NextUp Program Allocation Table

District	College	Final 2024-25 NextUp Allocation
Allan Hancock	Allan Hancock College	\$364,953
Antelope Valley	Antelope Valley College	\$1,680,598
Barstow	Barstow Community College	\$ 571,746
Butte	Butte College	\$579,392
Cabrillo	Cabrillo College	\$344,524
Cerritos	Cerritos College	\$1,486,810
Chabot-Las Positas	Chabot College	\$699,500
Chabot-Las Positas	Las Positas College	\$276,770
Chaffey	Chaffey College	\$388,774
Citrus	Citrus College	\$262,346
Coast	Coastline College	\$158,512
Coast	Golden West College	\$188,059
Coast	Orange Coast College	\$404,333
Compton	Compton College	\$141,621
Contra Costa	Contra Costa College	\$309,609
Contra Costa	Diablo Valley College	\$604,428
Contra Costa	Los Medanos College	\$456,654
Copper Mountain	Copper Mountain College	\$172,343
Desert	College of the Desert	\$446,534
El Camino	El Camino College	\$510,222
Feather River	Feather River College	\$105,694
Foothill-De Anza	De Anza College	\$1,126,618
Foothill-De Anza	Foothill College	\$1,148,487



District	College	Final 2024-25 NextUp Allocation
Gavilan	Gavilan College	\$197,978
Glendale	Glendale Community College	\$199,398
Grossmont-Cuyamaca	Cuyamaca College	\$230,316
Grossmont-Cuyamaca	Grossmont College	\$411,199
Hartnell	Hartnell College	\$189,137
Imperial	Imperial Valley College	\$1,353,639
Kern	Bakersfield College	\$760,669
Kern	Cerro Coso Community College	\$95,135
Kern	Porterville College	\$166,250
Lake Tahoe	Lake Tahoe Community College	\$109,712
Lassen	Lassen College	\$543,059
Long Beach	Long Beach City College	\$666,176
Los Angeles	East Los Angeles College	\$521,710
Los Angeles	Los Angeles City College	\$281,979
Los Angeles	Los Angeles Harbor College	\$ 396,009
Los Angeles	Los Angeles Mission College	\$349,084
Los Angeles	Los Angeles Pierce College	\$314,769
Los Angeles	Los Angeles Trade-Tech College	\$433,700
Los Angeles	Los Angeles Valley College	\$322,791
Los Angeles	Los Angeles Southwest College	\$281,608
Los Angeles	West Los Angeles College	\$297,761
Los Rios	American River College	\$465,586
Los Rios	Cosumnes River College	\$258,036

District	College	Final 2024-25 NextUp Allocation
Los Rios	Folsom Lake College	\$175,734
Los Rios	Sacramento City College	\$449,201
Marin	College of Marin	\$286,147
Mendocino-Lake	Mendocino College	\$150,677
Merced	Merced College	\$487,166
MiraCosta	MiraCosta College	\$260,504
Monterey	Monterey Peninsula College	\$328,569
Mt. San Antonio	Mt. San Antonio College	\$1,641,203
Mt. San Jacinto	Mt. San Jacinto College	\$270,595
Napa Valley	Napa Valley College	\$187,252
North Orange County	Cypress College	\$186,014
North Orange County	Fullerton College	\$432,501
Ohlone	Ohlone College	\$220,478
Palo Verde	Palo Verde College	\$137,819
Palomar	Palomar College	\$1,455,249
Pasadena Area	Pasadena City College	\$671,036
Peralta	College of Alameda	\$260,295
Peralta	Berkeley City College	\$158,092
Peralta	Laney College	\$328,525
Peralta	Merritt College	\$200,012
Rancho Santiago	Santa Ana College	\$701,978
Rancho Santiago	Santiago Canyon College	\$505,702
Redwoods	College of the Redwoods	\$171,851

District	College	Final 2024-25 NextUp Allocation
Rio Hondo	Rio Hondo College	\$982,696
Riverside	Moreno Valley College	\$500,869
Riverside	Norco College	\$310,597
Riverside	Riverside City College	\$ 1,225,837
San Bernardino	Crafton Hills College	\$165,896
San Bernardino	San Bernardino Valley College	\$278,619
San Diego	San Diego City College	\$463,525
San Diego	San Diego Mesa College	\$346,788
San Diego	San Diego Miramar College	\$224,314
San Francisco	City College of San Francisco	\$1,341,811
San Joaquin Delta	San Joaquin Delta College	\$318,347
San Jose-Evergreen	Evergreen Valley College	\$247,471
San Jose-Evergreen	San Jose City College	\$347,527
San Luis Obispo County	Cuesta College	\$784,406
San Mateo County	Cañada College	\$164,416
San Mateo County	College of San Mateo	\$ 239,077
San Mateo County	Skyline College	\$246,935
Santa Barbara	Santa Barbara City College	\$ 651,570
Santa Clarita	College of the Canyons	\$362,960
Santa Monica	Santa Monica College	\$926,079
Sequoias	College of the Sequoias	\$591,436
Shasta-Tehama-Trinity	Shasta College	\$699,630
Sierra	Sierra College	\$479,761

District	College	Final 2024-25 NextUp Allocation
Siskiyou	College of the Siskiyou	\$241,481
Solano County	Solano Community College	\$593,632
Sonoma County	Santa Rosa College	\$419,178
South Orange County	Irvine Valley College	\$482,396
South Orange County	Saddleback College	\$1,040,567
Southwestern	Southwestern College	\$795,396
State Center	Clovis College	\$324,182
State Center	Fresno City College	\$1,011,150
State Center	Madera College	\$265,976
State Center	Reedley College	\$315,892
Ventura County	Moorpark College	\$594,471
Ventura County	Oxnard College	\$404,166
Ventura County	Ventura College	\$706,908
Victor Valley	Victor Valley College	\$877,116
West Hills	Coalinga College	\$113,936
West Hills	Lemoore College	\$155,428
West Kern	Taft College	\$253,995
West Valley-Mission	Mission College	\$184,480
West Valley-Mission	West Valley College	\$137,499
Yosemite	Columbia College	\$472,315
Yosemite	Modesto College	\$1,140,538
Yuba	Woodland Community College	\$90,585
Yuba	Yuba College	\$106,218

District	College	Final 2024-25 NextUp Allocation
Total		\$53,568,900

## NURSING ENROLLMENT GROWTH AND RETENTION PROGRAM GRANT

### 2024-25 Total Allocation

\$12,976,660– Ongoing

### Revenue Recognition

Restricted, 8620 – General Categorical Programs

### 2024-25 Funding Formula

Colleges are placed into one of two categories based on the nursing program's recent past performance. The categories are:

1. Retention – any program which has a demonstrated need to address its program completion status will be mandated to spend funding to address this issue. [Education Code Section 78261(d)(1)]

*Note: The base allocation is \$2,430 per student. Some campuses may show an excess of funding above the amounts described here. To reduce the disruption of current nursing program fundings, campuses will not experience a cut of higher than 15% of its prior year's allocation.*

2. Growth – any program that does not have issues with retention or equity will be invited to grow their program by from one to three cohorts. A cohort will be defined as a group of a minimum of eight students to be funded for two full years from the current year's funding. [Education Code Section 78261(b) and (d)]

*Note: A cohort will be defined as a group of a minimum of eight students to be funded for two full years from the current year's funding. The base allocation is \$91,200 per cohort. Some campuses may show an excess of funding above the amounts described here. To reduce the disruption of current nursing program fundings, campuses will not experience a cut of higher than 15% of its prior year's allocation.*

The new funding model will gradually adjust to be in full effect by approximately 2028. We are in year 2 of the adjustment model. For additional details, see [Letter of Intent](#).

### Purpose of Funds

Funds are provided for diagnostic and support services, pre-entry coursework, alternative program delivery model development and other services to reduce student attrition in nursing programs. For colleges to qualify for nursing grant funding, they must reduce the student attrition rate to 15%, increase completion and expand nursing program enrollment.

## Expenditure Guidelines

Funds must be used only for expanding enrollment, providing diagnostic assessments, developing and offering pre-entry coursework to prospective nursing students, and the offering of diagnostic assessments and supportive services to enrolled nursing students. Supportive services may include, but are not limited to, tutoring, case management, mentoring, and counseling services. Funds may also be used to develop alternative delivery models such as part-time, evening, weekend and summer program offerings. [Education Code, Section 78261]

## Reporting Requirements

Grantees must report project and expenditure data to the state via the NOVA system in a timely, thorough, and accurate manner. Grantees will report expenditures and provide a progress report to the Chancellor's Office on a quarterly basis each year. A Final Report Narrative and a Final Report of Expenditures will be required each year on Aug. 31 based on the legislation.

Grantees are expected to fulfill legislative requirements by maintaining and reporting required data. [Education Code Section 78261(g)(1-8) and (h) (1-2)]

Reporting Deadline	Reporting Type	Activity Period
Jan. 31, 2025	Bi-annual Report Due	Expenditure and Progress Report due covering the period of July 1, 2024 - Dec. 31, 2024
July 31, 2025	Bi-annual Report Due	Expenditure and Progress Report due covering the period of Jan. 1, 2025 - June 30, 2025
Jan. 31, 2026	Bi-annual Report Due	Expenditure and Progress Report due covering the period of July 1, 2025 - Dec. 31, 2025
July 31, 2026	Bi-annual Report Due	Expenditure and Progress Report due covering the period of Jan. 1, 2026 - June 30, 2026
Aug.31, 2026	Final Report Due	Final Report of Expenditures due

## Contact

For questions, please contact Jennifer Xiong-Moua at [NursingApp@CCCCO.edu](mailto:NursingApp@CCCCO.edu).

## **2024-25 Nursing Enrollment Growth and Retention Allocation**

Allocations will be finalized in October and provided in a future edition of the Compendium.



## PART-TIME FACULTY COMPENSATION

### Total Allocation

\$26,542,000

### Revenue Recognition

Unrestricted, 8610 – General Apportionments

### 2024-25 Funding Formula

Funds are allocated to all districts based on a pro rata share of the prior year total FTES. Each district qualifying as a small college district receives a \$50,000 base allocation. The remaining funds are allocated to all districts, including small college districts, based on a pro rata share of prior year total FTES. Funds do not revert and there is deadline to expend or encumber.

### Purpose of Funds

The Budget Act specifies that funds be used to make part-time faculty salaries more comparable to full-time salaries for similar work, as determined through collective bargaining.

### 2024-25 Spending Guidelines

Funds are to be spent on part-time faculty salaries. However, if a district achieves parity, its allocation may be used for any other educational purpose.

### Reporting Requirements

Whenever a labor contract is settled that covers part-time faculty, districts must report to the Chancellor's Office, on the **311Q- Quarterly Financial Status Update**, whether parity has been achieved.

### Contact

For questions, please contact Rafael Artiga Meza at 916-323-6899 or [RArtiga@CCCCO.edu](mailto:RArtiga@CCCCO.edu) or Avita Hang at 916-324-9794 or [AHang@CCCCO.edu](mailto:AHang@CCCCO.edu).

### Additional Resources



[Part-Time Faculty Compensation webpage](#)

## 2024-25 Part-Time Faculty Compensation

District	Total Resident FTES	Base Allocation for Small Colleges	Allocation Based on Share of FTES	Total
Allan Hancock Joint Community College District	8,159	\$50,000	\$196,411	\$246,411
Antelope Valley Community College District	9,774	\$50,000	\$235,274	\$285,274
Barstow Community College District	2,846	\$50,000	\$68,511	\$118,511
Butte-Glenn Community College District	10,383	-	\$249,941	\$249,941
Cabrillo Community College District	9,911	\$50,000	\$238,587	\$288,587
Cerritos Community College District	16,079	-	\$387,047	\$387,047
Chabot-Las Positas Community College District	15,160	-	\$364,934	\$364,934
Chaffey Community College District	15,115	-	\$363,854	\$363,854
Citrus Community College District	9,356	\$50,000	\$225,214	\$275,214
Coast Community College District	25,321	-	\$609,526	\$609,526
Compton Community College District	5,980	\$50,000	\$143,956	\$193,956
Contra Costa Community College District	26,043	-	\$626,915	\$626,915
Copper Mountain Community College District	1,303	\$50,000	\$31,367	\$81,367
Desert Community College District	9,626	\$50,000	\$231,711	\$281,711
El Camino Community College District	16,679	-	\$401,510	\$401,510

District	Total Resident FTES	Base Allocation for Small Colleges	Allocation Based on Share of FTES	Total
Feather River Community College District	1,610	\$50,000	\$38,760	\$88,760
Foothill-De Anza Community College District	21,576	-	\$519,391	\$519,391
Gavilan Community College District	4,711	\$50,000	\$113,399	\$163,399
Glendale Community College District	13,414	-	\$322,898	\$322,898
Grossmont-Cuyamaca Community College District	15,228	-	\$366,572	\$366,572
Hartnell Community College District	7,570	\$50,000	\$182,225	\$232,225
Imperial Community College District	6,397	\$50,000	\$153,989	\$203,989
Kern Community College District	26,293	-	\$632,931	\$632,931
Lake Tahoe Community College District	1,907	\$50,000	\$45,907	\$95,907
Lassen Community College District	1,267	\$50,000	\$30,503	\$80,503
Long Beach Community College District	19,651	-	\$473,043	\$473,043
Los Angeles Community College District	91,770	-	\$2,209,102	\$2,209,101
Los Rios Community College District	44,506	-	\$1,071,358	\$1,071,358
Marin Community College District	3,474	\$50,000	\$83,624	\$133,624
Mendocino-Lake Community College District	2,628	\$50,000	\$63,260	\$113,260

District	Total Resident FTES	Base Allocation for Small Colleges	Allocation Based on Share of FTES	Total
Merced Community College District	10,001	-	\$240,751	\$240,751
MiraCosta Community College District	9,286	\$50,000	\$223,524	\$273,524
Monterey Peninsula Community College District	5,522	\$50,000	\$132,931	\$182,931
Mt. San Antonio Community College District	33,427	-	\$804,660	\$804,660
Mt. San Jacinto Community College District	13,281	-	\$319,700	\$319,700
Napa Valley Community College District	3,200	\$50,000	\$77,039	\$127,039
North Orange County Community College District	29,231	-	\$703,647	\$703,647
Ohlone Community College District	6,631	\$50,000	\$159,625	\$209,625
Palo Verde Community College District	2,621	\$50,000	\$63,086	\$113,086
Palomar Community College District	13,888	-	\$334,325	\$334,325
Pasadena Area Community College District	20,788	-	\$500,420	\$500,420
Peralta Community College District	13,836	-	\$333,055	\$333,055
Rancho Santiago Community College District	29,372	-	\$707,056	\$707,056
Redwoods Community College District	3,501	\$50,000	\$84,288	\$134,288
Rio Hondo Community College District	11,307	-	\$272,194	\$272,194

District	Total Resident FTES	Base Allocation for Small Colleges	Allocation Based on Share of FTES	Total
Riverside Community College District	30,527	-	\$734,848	\$734,848
San Bernardino Community College District	13,457	-	\$323,940	\$323,940
San Diego Community College District	37,458	-	\$901,684	\$901,684
San Francisco Community College District	14,359	-	\$345,642	\$345,642
San Joaquin Delta Community College District	15,121	-	\$364,003	\$364,003
San Jose-Evergreen Community College District	9,824	\$50,000	\$236,485	\$286,485
San Luis Obispo County Community College District	7,340	\$50,000	\$176,682	\$226,682
San Mateo County Community College District	14,144	-	\$340,468	\$340,468
Santa Barbara Community College District	11,310	-	\$272,263	\$272,263
Santa Clarita Community College District	14,386	-	\$346,313	\$346,313
Santa Monica Community College District	17,820	-	\$428,973	\$428,973
Sequoias Community College District	10,036	-	\$241,583	\$241,583
Shasta-Tehama-Trinity Community College District	6,341	\$50,000	\$152,634	\$202,634
Sierra Joint Community College District	13,362	-	\$321,662	\$321,662
Siskiyou Joint Community College District	1,302	\$50,000	\$31,349	\$81,349

District	Total Resident FTES	Base Allocation for Small Colleges	Allocation Based on Share of FTES	Total
Solano County Community College District	6,753	\$50,000	\$162,564	\$212,564
Sonoma County Junior College District	16,964	-	\$408,361	\$408,361
South Orange County Community College District	26,625	-	\$640,931	\$640,931
Southwestern Community College District	15,317	-	\$368,705	\$368,705
State Center Community College District	31,339	-	\$754,399	\$754,399
Ventura County Community College District	23,674	-	\$569,888	\$569,888
Victor Valley Community College District	12,409	-	\$298,702	\$298,702
West Hills Community College District	5,315	\$50,000	\$127,945	\$177,945
West Kern Community College District	1,931	\$50,000	\$46,486	\$96,486
West Valley-Mission Community College District	11,269	-	\$271,275	\$271,275
Yosemite Community College District	15,875	-	\$382,133	\$382,133
Yuba Community College District	6,400	\$50,000	\$154,062	\$204,062
<b>Statewide Total</b>	<b>1,040,290</b>	<b>1,500,000</b>	<b>\$25,042,001</b>	<b>\$26,542,000</b>

## **PART-TIME FACULTY HEALTH INSURANCE**

### **2024-25 Total Allocation**

\$200,490,000 – Ongoing

### **Revenue Recognition**

Unrestricted, 8610 – General Apportionments

### **2024-25 Funding Formula**

The Part-Time Faculty Health Insurance Program provides reimbursements to districts that establish a part-time faculty health insurance program. The first portion of the reimbursement allocation covers up to 50% of the districts' costs of the individual premiums paid to the health insurance coverage of participating part-time faculty, multidistrict part-time faculty, and their dependents. After the initial allocation of up to 50% of costs, any remaining funds will be allocated to districts who meet the criteria for up to 100% reimbursement listed in the 2024-25 Spending Guidelines section below. In any year where funds provided in the budget are insufficient to cover the total cost of all claims submitted, each district will receive a proportionate share of the available funds. Any funds remaining after all participating district claims have been reimbursed revert to the State general fund each year.

### **Purpose of Funds**

This program was established with Education Code section 87860 – 87868 for the purpose of providing a state incentive program to encourage community college districts to offer health insurance to part-time faculty.

### **2024-25 Spending Guidelines**

The program does not cover the cost of dental or vision premiums. Districts that establish a program must negotiate with the exclusive bargaining representative the share of the premium payments not covered by the state.

For this program, the following definitions apply:

- Part-Time Faculty are those with assignments equal to or greater than 40% of a full-time assignment.
- Multidistrict part-time faculty are those with total teaching assignments at two or more community college districts equal to or greater than 40% of a full-time assignment.

Districts can receive reimbursement for up to 100% of the total cost of health insurance provided to part-time faculty, multidistrict part-time faculty, and their dependents meeting the following requirements, up to the total cost of the individual premiums paid:

- Offers health insurance coverage to all eligible part-time faculty.
- Offers part-time faculty the same health insurance benefits provided to full-time faculty.
  - Only if a district is unable to identify an insurance carrier that will provide the same plan structure and option(s) offered to full-time faculty, can they seek different carrier options that offer the same cost share, quality and benefits.
- Limits individual premiums (i.e., employee contributions) paid by part-time faculty to no more than the actual individual premium (employee contribution) paid by full-time faculty in that district.
- Offers health insurance coverage, through a reimbursement plan, to all eligible multidistrict part-time faculty.
  - Districts can reimburse multidistrict part-time faculty who individually purchase health insurance benefits, up to a proportionate share of the district's most commonly subscribed family coverage plan.
  - If a participating district is seeking 100% reimbursement of their costs, then they must reimburse multidistrict part-time faculty who individually purchase health insurance benefits, up to a proportionate share of the district's most commonly subscribed family coverage plan.

## Reporting Requirements

Education Code requires districts to submit a Part-Time Faculty Health Insurance claim form to the Chancellor's Office by June 1 annually. Claims are available on the Chancellor's Office Part-Time Faculty Health Insurance Program webpage.

## Contact

For questions, please contact Amanda Voie at 916-323-1759 or [AVoie@CCCCO.edu](mailto:AVoie@CCCCO.edu) or the Fiscal Standards and Accountability Unit at [FiscalStandards@CCCCO.edu](mailto:FiscalStandards@CCCCO.edu).

## Additional Resources



[Part-Time Faculty Health Insurance Program webpage](#)





[Fiscal Memo FS 22-14](#)

## **2023-24 Participation Summary**

In 2023-24, 40 districts participated in the Part-Time Faculty Health Insurance Program. A total of 4,231 part-time faculty and 57 multidistrict part-time faculty participated in the program. Sixteen districts offered multidistrict part-time faculty reimbursements. Districts reported a total of \$33.9 million in eligible reimbursements.

## PART-TIME FACULTY OFFICE HOURS

### Total Allocation

\$23,626,000 – 2024 appropriation

\$23,626,000 – 2023 appropriation remaining balance

\$23,626,000 – 2022 appropriation remaining balance

\$70,878,000 – total available for reimbursement in 2024-25

### Revenue Recognition

Unrestricted, 8610 – General Apportionments

### 2024-25 Funding Formula

The Part-Time Faculty Office Hours program provides a reimbursement of no more than 90% of a district's total cost for part-time faculty office hours compensation. When funds provided in the budget are insufficient to cover 90% of all claims submitted, each district is provided a proportionate share of the available funds.

The 2024 Budget Act appropriated \$23.6 million for this program and funds remain from previous year appropriations. Due to the substantial recent investments made by the Legislature, we expect that claims submitted in June 2025 will receive a full 90% reimbursement for the total part-time faculty office hour compensation.

### Purpose of Funds

This program was established with Education Code sections 87880 - 87885 for the purpose of providing community college students equal access to academic advice and assistance and to encourage community college districts to provide opportunities by compensating part-time faculty who hold office hours related to their teaching load.

### 2024-25 Spending Guidelines

To establish a program, a district must negotiate with the exclusive bargaining representative or with faculty, if there is no bargaining unit. Part-time faculty participating in the program must be compensated for at least one office hour for every two or more classes taught per week or 40% of the district-defined full-time load. Part-time faculty may receive office time compensation for each 20% of the district-defined full-time faculty load.

### Reporting Requirements

Education Code requires districts to submit a Part-Time Faculty Office Hours claim form to the Chancellor's Office by June 1 annually. Districts participating in the program report the number of eligible part-time faculty, number of eligible office hours, and total compensation

for the office hours. Claims are available on the Chancellor’s Office Part-Time Faculty Office Hours Program webpage.

## Contact

For questions, please contact Amanda Voie at 916-323-1759 or [AVoie@CCCCO.edu](mailto:AVoie@CCCCO.edu) or the Fiscal Standards and Accountability Unit at [FiscalStandards@CCCCO.edu](mailto:FiscalStandards@CCCCO.edu).

## Additional Resources



[Part-Time Faculty Office Hours Program webpage](#)

## 2023-24 Participation Summary

In 2023-24, 54 districts participated in the Part-Time Faculty Office Hours program. A total of 31,728 part-time faculty participants worked a total of 1,014,349 office hours. Districts reported a total of \$36.3 million in eligible reimbursements.

## PERKINS V: 1B-GRANTS ALLOCATIONS

### Total Allocation

\$2,570,000 – One-Time Funds, Regional Consortia Allocations

\$500,000 – One-Time Funds, Non-Traditional Careers and Training Grant Allocations

### Revenue Recognition

Restricted, 8170 – Vocational Education

### 2024-25 Funding Formula

The Regional Collaboration and Coordination and the Non-Traditional Careers and Training grants were issued through a competitive Request for Application process.

### Purpose of Funds

The purpose of the Regional Collaboration and Coordination grants is to fund and support regional infrastructure and operations to provide leadership and coordination of workforce and career education programs within each region and facilitate collaboration and support of the region's member colleges in improving student success and employment outcomes to meet Vision 2030 Goals.

The purpose of the Non-Traditional Careers and Training grant is to allocate funds to meet the federal Perkins requirement for postsecondary institutions to offer services that prepare special population student groups for non-traditional fields. Non-traditional fields are defined as fields in which one gender accounts for less than 25% of those employed in the occupation or field of work. There are five grants that will support college's improving their non-traditional field preparation core indicator of performance.

### 2024-25 Spending Guidelines

The Carl D. Perkins Career and Technical Education Act (Perkins Act) is the primary federal law aimed at developing and supporting career and technical education (CTE) programs for secondary and postsecondary students. Districts must obligate all funds by June 30, 2025. In addition, under the Uniform Administrative Requirements, Cost Principles, and Audit Requirements for Federal Awards (Uniform Guidance) at 2 CFR §200.344 (b), grantees must liquidate obligations within 60 days of the end of the funding period, unless an extension is approved by the State office. Each grantee is responsible for accounting for the expenditure of the 12-month grant allocation. Federal Perkins V funds cannot be carried into the following fiscal year.

### Reporting Requirements

Required reporting is submitted within the Chancellor's Office grant management system, NOVA:

Reporting Date	Reporting Requirement
Oct. 31, 2024	Report For Quarter 1 Reimbursement Due
Jan. 31, 2025	Report For Quarter 2 Reimbursement Due
April 30, 2025	Report For Quarter 3 Reimbursement Due
July 31, 2025	Report For Quarter 4 Reimbursement Due
Sept. 1, 2025	Final Report for Non-Traditional Careers and Training grants
<b>Sept. 30, 2025</b>	<b>Final Report for Regional Collaboration and Coordination grants</b>

## Contact

For questions, please contact Lupe Maldonado at 916-322-2798 or [LMaldonado@CCCCO.edu](mailto:LMaldonado@CCCCO.edu).

## Additional Resources



[Regional Consortia Chairs Contact Information](#)



[Strengthening Career and Technical Education For The 21st Century Act \(Perkins V\)](#)

## Regional Consortia Allocation Table

Region	District	Allocation
North Far North	Butte-Glenn Community College District	\$406,502
Bay Area	Cabrillo Community College District	\$531,890
San Diego/Imperial	Grossmont-Cuyamaca Community College District	\$245,419

Region	District	Allocation
Central Valley/ Mother Lode	Kern Community College District	\$286,875
Los Angeles County	Pasadena Area Community College District	\$378,372
Orange County	Rancho Santiago Community College District	\$245,353
Inland Empire/Desert	Riverside Community College District	\$252,172
South Central	Santa Barbara Community College District	\$223,417
<b>Total</b>		<b>\$2,570,000</b>

### Non-Traditional Careers and Training Grant Allocation Table

District	College	Total Amount Awarded
Gavilan	Gavilan College	\$100,000
Palomar	Palomar College	\$100,000
Redwoods	College of the Redwoods	\$100,000
Rio Hondo	Rio Hondo College	\$100,000
Siskiyou	College of the Siskiyous	\$100,000
<b>Total</b>		<b>\$500,000</b>

# PERKINS V: POSTSECONDARY ALLOCATIONS

## Total Allocation

Total Allocation – \$61,380,172

## Revenue Recognition

Restricted, 8170 – Vocational Education

## 2024-25 Funding Formula

Perkins Title 1C (postsecondary) funds are distributed to eligible community college districts based on their share of unduplicated headcount of economically disadvantaged students enrolled in career technical education (CTE) programs.

## Purpose of Funds

The purpose of these funds is to support programs of study that prepare special population student groups for high-skill, high-wage, or in-demand occupations that will lead to self-sufficiency; prepare CTE participants for non-traditional fields; and provide equal access for special population student groups in CTE programs of study.

## 2024-25 Spending Guidelines

Districts must obligate all funds by June 30, 2025. In addition, under the Uniform Administrative Requirements, Cost Principles, and Audit Requirements for Federal Awards (Uniform Guidance) at [2 CFR § 200.344 \(b\)](#), grantees must liquidate obligations within 60 days of the end of the funding period, unless an extension is approved by the Chancellor’s Office. Each district is responsible for expending the full grant allocation. Perkins V funds cannot be carried into the following fiscal year.

## Reporting Requirements

Fiscal and programmatic reporting is required to be submitted within the Chancellor’s Office grant management system NOVA:

Reporting Deadline	Reporting Type	Activity Period
Oct. 15, 2024	Fiscal and Programmatic Report Due	July 1, 2024 - Sept. 30, 2024
Jan. 15, 2025	Fiscal and Programmatic Report Due	Oct. 1, 2024 - Dec. 31, 2024
April 15, 2025	Fiscal and Programmatic Report Due	Jan. 1, 2025 - March 31, 2025
July 15, 2025	Fiscal and Programmatic Report Due	April 1, 2025 - June 30, 2025
Aug. 31, 2025	Final Report Due	July 1, 2024 - June 30, 2025

## Contact

For questions, please contact Jean Claude Mbomeda at [JMbomeda@CCCCO.edu](mailto:JMbomeda@CCCCO.edu) or the Perkins Team Helpdesk at [PerkinsSupport@CCCCO.edu](mailto:PerkinsSupport@CCCCO.edu).

## Additional Resources



[Perkins 1C FY 2024-25 Allocations](#), April 22, 2024



[Perkins FY 2024-25 Headcount, Local Application, and Comprehensive Local Needs Assessment Guidance](#), March 11, 2024



[Perkins Program webpage](#)

## Perkins V: Postsecondary Allocation Table

District	Allocation
Allan Hancock Joint Community College District	\$665,067
Antelope Valley Community College District	\$770,262
Barstow Community College District	\$150,391
Butte-Glenn Community College District	\$527,670
Cabrillo Community College District	\$260,897
Cerritos Community College District	\$951,500
Chabot-Las Positas Community College District	\$1,129,574
Chaffey Community College District	\$992,403
Citrus Community College District	\$566,765
Coast Community College District	\$1,665,153



District	Allocation
Compton Community College District	\$155,702
Contra Costa Community College District	\$1,658,713
Copper Mountain Community College District	\$62,823
Desert Community College District	\$625,972
El Camino Community College District	\$924,947
Feather River Community College District	\$119,093
Foothill-De Anza Community College District	\$1,100,762
Gavilan Community College District	\$165,645
Glendale Community College District	\$560,776
Grossmont-Cuyamaca Community College District	\$688,230
Hartnell Community College District	\$393,549
Imperial Community College District	\$495,015
Kern Community College District	\$2,054,522
Lake Tahoe Community College District	\$80,676
Lassen Community College District	\$61,128
Long Beach Community College District	\$1,252,396
Los Angeles Community College District	\$5,314,322
Los Rios Community College District	\$3,785,549
Marin Community College District	\$127,002
Mendocino-Lake Community College District	\$147,567
Merced Community College District	\$622,130
MiraCosta Community College District	\$453,773
Monterey Peninsula Community College District	\$203,610
Mt. San Antonio Community College District	\$1,542,671

District	Allocation
Mt. San Jacinto Community College District	\$669,135
Napa Valley Community College District	\$149,262
North Orange County Community College District	\$2,227,963
Ohlone Community College District	\$177,283
Palo Verde Community College District	\$201,351
Palomar Community College District	\$713,540
Pasadena Area Community College District	\$1,177,483
Peralta Community College District	\$1,149,574
Rancho Santiago Community College District	\$1,219,629
Redwoods Community College District	\$200,560
Rio Hondo Community College District	\$789,809
Riverside Community College District	\$1,806,167
San Bernardino Community College District	\$712,636
San Diego Community College District	\$2,499,707
San Francisco Community College District	\$932,292
San Joaquin Delta Community College District	\$1,084,378
San Jose-Evergreen Community College District	\$535,692
San Luis Obispo County Community College District	\$ 337,053
San Mateo County Community College District	\$580,211
Santa Barbara Community College District	\$786,194
Santa Clarita Community College District	\$556,708
Santa Monica Community College District	\$1,176,014
Sequoias Community College District	\$612,413
Shasta-Tehama-Trinity Joint Community College District	\$456,937

District	Allocation
Sierra Joint Community College District	\$714,557
Siskiyou Joint Community College District	\$57,174
Solano County Community College District	\$480,213
Sonoma County Junior College District	\$659,756
South Orange County Community College District	\$1,384,483
Southwestern Community College District	\$894,100
State Center Community College District	\$2,200,506
Ventura County Community College District	\$1,216,917
Victor Valley Community College District	\$576,369
West Hills Community College District	\$347,561
West Kern Community College District	\$111,409
West Valley-Mission Community College District	\$396,374
Yosemite Community College District	\$939,297
Yuba Community College District	\$373,210
<b>Total</b>	<b>\$61,380,172</b>

## REGIONAL EQUITY AND RECOVERY PARTNERSHIP (RERP) GRANTS

### Total Allocation

\$9,500,000 from one-time 2020-21 funds

### Revenue Recognition

Restricted, 8690 – Other State Revenue

### 2024-25 Funding Formula

The Chancellor's Office Regional Equity and Recovery Partnership (RERP) grants were awarded to community colleges identified as partners in the local workforce development board funding applications submitted to the California Workforce Development Board (CWDB). A total of 75 community college grants were issued in January 2023 and all awarded grants will end by Sept. 30, 2025.

### Purpose of Funds

The purpose of these investments is for community colleges to establish a Regional Equity and Recovery Partnership (RERP) with a local workforce development board Regional Planning Unit (RPU) of the California Workforce Development Board. The partnership will connect workers most impacted by the COVID-19 pandemic to high-quality jobs in target and growth industry sectors. The grant funding will support educational programming by the recipient college for disproportionately impacted students (participants) identified by the RPU. The educational program includes credit for prior learning, work-based learning opportunities, academic and career supports and the award of industry valued credentials or degrees, consistent with Assembly Bill 132 (Chapter 144, Statutes of 2021).

### 2024-25 Spending Guidelines

The grant funds can be used to support costs associated with establishing an RERP with a local workforce development board and educational programming:

- Personnel costs for employer engagement and partnership management activities;
- Program outreach and recruitment activities;
- Costs of program customization and development, program materials, instruction, student job placement, coaching and support activities;
- Instruction and training costs;
- Participant fees;
- Reasonable program operations costs; and
- Indirect costs not to exceed 4%.

## Reporting Requirements

Grantee community colleges are required to submit implementation plans and reporting in the Chancellor's Office NOVA system on a semi-annual basis as follows:

Payment Date	Milestone Payment	Milestone Requirement/Verification
Jan. 1, 2023	40%	Execution of grant agreement; submittal & approval of workplan & budget
July 20, 2023	10%	Q4 Fiscal Report & Reporting Outcomes (1/23/23 - 6/30/23) submittal & approval in NOVA
Jan. 19, 2024	10%	Q2 Fiscal Report & Reporting Outcomes (7/1/23 - 12/31/23) submittal & approval in NOVA
July 19, 2024	10%	Q4 Fiscal Report & Reporting Outcomes (1/1/24 - 6/30/24) submittal & approval in NOVA
Jan. 20, 2025	10%	Q2 Fiscal Report & Reporting Outcomes (7/1/24 - 12/31/24) submittal & approval in NOVA
July 18, 2025	10%	Q4 Fiscal Report & Reporting Outcomes (1/1/25 - 6/30/25) submittal & approval in NOVA
Sept. 20, 2025	10%	Final Fiscal Report & Reporting Outcomes (7/1/25 - 9/30/25) submittal & approval in NOVA

## Contact

For questions regarding the RERP grant awards, please contact LaCandice Ochoa at [LOchoa@CCCCO.edu](mailto:LOchoa@CCCCO.edu).

## RERP Allocation Table

Region	College	Total Allocation
Bay Area	Cabrillo College	\$95,507

Region	College	Total Allocation
Bay Area	Chabot College	\$59,692
Bay Area	Gavilan College	\$173,108
Bay Area	Hartnell College	\$29,846
Bay Area	College of Marin	\$50,738
Bay Area	Mendocino College	\$50,738
Bay Area	Monterey Peninsula College	\$95,507
Bay Area	Napa Valley College	\$50,738
Bay Area	Ohlone College	\$59,692
Bay Area	Laney College	\$59,692
Bay Area	City College of San Francisco	\$125,354
Bay Area	College of San Mateo	\$125,353
Bay Area	Solano Community College	\$59,692
Bay Area	Santa Rosa Junior College	\$149,230
Bay Area	Mission College	\$125,353
Central Valley Mother Lode	Bakersfield College	\$238,769
Central Valley Mother Lode	Cerro Coso Community College	\$59,692
Central Valley Mother Lode	Porterville College	\$68,646
Central Valley Mother Lode	Merced Community College	\$107,446
Central Valley Mother Lode	San Joaquin Delta College	\$199,969
Central Valley Mother Lode	College of the Sequoias	\$179,076
Central Valley Mother Lode	Fresno City College	\$370,091
Central Valley Mother Lode	Madera Community College	\$74,615
Central Valley Mother Lode	Lemoore College	\$44,769

Region	College	Total Allocation
Central Valley Mother Lode	Taft College	\$59,692
Central Valley Mother Lode	Columbia College	\$194,000
Central Valley Mother Lode	Modesto Junior College	\$170,123
Inland Empire/Desert	Barstow Community College	\$59,692
Inland Empire/Desert	Chaffey College	\$59,692
Inland Empire/Desert	Copper Mountain College	\$59,692
Inland Empire/Desert	College of the Desert	\$59,692
Inland Empire/Desert	Mt. San Jacinto College	\$59,692
Inland Empire/Desert	Moreno Valley College	\$59,692
Inland Empire/Desert	Norco College	\$59,693
Inland Empire/Desert	Crafton Hills College	\$59,692
Inland Empire/Desert	San Bernardino Valley College	\$59,692
Inland Empire/Desert	Victor Valley College	\$298,461
Los Angeles	Cerritos Community College	\$92,523
Los Angeles	El Camino College	\$65,661
Los Angeles	Glendale Community College	\$44,769
Los Angeles	Long Beach City College	\$193,999
Los Angeles	East Los Angeles College	\$143,261
Los Angeles	Los Angeles City College	\$143,261
Los Angeles	Los Angeles Harbor College	\$71,631
Los Angeles	Los Angeles Mission College	\$167,138
Los Angeles	Los Angeles Pierce College	\$155,199
Los Angeles	Los Angeles Southwest College	\$119,384

Region	College	Total Allocation
Los Angeles	Los Angeles Trade Technical College	\$143,261
Los Angeles	Los Angeles Valley College	\$77,600
Los Angeles	West Los Angeles College	\$202,953
Los Angeles	Pasadena City College	\$53,723
Los Angeles	Rio Hondo College	\$50,738
North Far North	Butte College	\$149,230
North Far North	American River College	\$522,307
North Far North	Cosumnes River College	\$471,569
North Far North	Folsom Lake College	\$498,430
North Far North	Sacramento City College	\$149,231
North Far North	College of the Redwoods	\$188,030
North Far North	Shasta College	\$149,230
North Far North	Sierra College	\$95,507
Orange County	Coastline College	\$140,276
Orange County	North Orange County Continuing Education	\$140,276
Orange County	Santa Ana College	\$140,276
Orange County	Saddleback College	\$140,276
San Diego/Imperial	Cuyamaca College	\$65,661
San Diego/Imperial	Imperial Valley College	\$29,846
San Diego/Imperial	MiraCosta College	\$65,661
San Diego/Imperial	Palomar College	\$65,661
San Diego/Imperial	San Diego City College	\$68,646
San Diego/Imperial	Southwestern College	\$65,661



Region	College	Total Allocation
South Central Coast	Allan Hancock College	\$182,061
South Central Coast	Cuesta College	\$298,461
South Central Coast	Moorpark College	\$77,600
South Central Coast	Oxnard College	\$80,584
South Central Coast	Ventura College	\$77,601
<b>Total</b>		<b>\$9,500,000</b>

## RETURN TO TITLE IV REIMBURSEMENT

### 2024-25 Total Allocation

\$500,000 – Ongoing

### Revenue Recognition

Unrestricted, 8610

### Purpose of Funds

Colleges may receive up to 98% of the amount they are required to return to the Title IV federal student financial aid programs for the most recently completed award year.

Colleges may only receive reimbursement for students who: (1) withdrew prior to census AND (2) were eligible for a Community College Promise Grant (CCPG). The final reimbursement amount is based on the number of colleges submitting claims and distributed at the Recalculation (R1) apportionment cycle.

### 2024-25 Spending Guidelines

There are no restrictions for the use of these funds

### Reporting Requirements

Colleges will be notified in November 2024 to complete the Return to Title IV Reimbursement Request form for the 2023-24 award year; and notified in November 2025 for the 2024-25 award-year.

### Contact

For questions, please contact Mario Garza at [MGarza@CCCCO.edu](mailto:MGarza@CCCCO.edu).

## **RIISING SCHOLARS NETWORK – 1.0**

### **2024-25 Total Allocation**

\$9,044,000 – Ongoing

### **Revenue Recognition**

Restricted, 8620 – General Categorical Programs

### **2024-25 Funding Formula**

The Rising Scholars Network (RSN) 1.0 grants were issued through a competitive Request for Application (RFA) process.

### **Purpose of Funds**

The Rising Scholars Network aims to enhance the participation and success of justice-involved students in community colleges. Key objectives include increasing degree and certificate attainment, boosting transfer rates to four-year institutions, reducing units for associate degrees and closing equity gaps, especially for underrepresented groups.

### **2024-25 Spending Guidelines**

Colleges may use the funds to support the goals outlined in the RFA and Assembly Bill 417 (AB417). The funds should be directed towards initiatives that effectively serve students and enhance their success.

Funds may be used to support activities related to:

- Supporting in-person instruction in prisons, jails and other correctional facilities.
- Covering program team salaries and benefits, including those for counselors, clerical staff, tutors, student workers, RSN facilitators and retention specialists.
- Assisting students with transitional support and services to support enrollment and persistence in higher education upon release.
- Offering academic counseling or advising that provides clear pathways.
- Assisting with accessing community resources such as record clearance, housing assistance, mental health support and social services.

### **Reporting Requirements**

Grantees are required to report bi-annually on expenditures in NOVA, the Chancellor's Office grant management system. Outlined in the table below are reporting deadlines.

MIS Reporting - MIS reports are due 30 days after the end of the term.

Reporting Deadline	Reporting Type
Feb. 28, 2025	Progress Report Due
July 31, 2025	Final Report Due

## Contact

For questions, please contact Lisa Gallardo at [RisingScholars@CCCCO.edu](mailto:RisingScholars@CCCCO.edu).

## Additional Resources



[Rising Scholars Network | California Community Colleges Chancellor's Office \(cccco.edu\)](https://cccco.edu)



[Rising Scholars Network](#)

## Rising Scholars Network Allocation Table

District	College	Allocation
Allan Hancock	Allan Hancock College	\$172,000
Antelope Valley	Antelope Valley College	\$124,000
Butte-Glenn	Butte College	\$130,000
Chabot-Las Positas	Chabot College	\$160,000
Chaffey	Chaffey College	\$160,000
Coast	Coastline Community College	\$160,000
Compton	Compton College	\$142,000
El Camino	El Camino College	\$160,000
Feather River	Feather River College	\$172,000
Foothill-De Anza	N/A (various)	\$118,000
Gavilan	Gavilan College	\$148,000

District	College	Allocation
Glendale	Glendale Community College	\$148,000
Grossmont-Cuyamaca	Cuyamaca College	\$160,000
Grossmont-Cuyamaca	Grossmont College	\$154,000
Hartnell	Hartnell College	\$160,000
Imperial	Imperial Valley College	\$166,000
Kern	Bakersfield College	\$160,000
Kern	Cerro Coso Community College	\$172,000
Lake Tahoe	Lake Tahoe Community College	\$160,000
Long Beach	Long Beach City College	\$154,000
Los Angeles	East Los Angeles College	\$172,000
Los Angeles	Los Angeles City College	\$154,000
Los Angeles	Los Angeles Mission College	\$166,000
Los Angeles	Los Angeles Pierce College	\$130,000
Los Angeles	Los Angeles Trade-Tech College	\$160,000
Los Angeles	West Los Angeles College	\$136,000
Los Rios	Cosumnes River College	\$154,000
Los Rios	Folsom Lake College	\$172,000
Los Rios	Sacramento City College	\$172,000
Merced	Merced College	\$148,000
MiraCosta	MiraCosta College	\$100,000
Mt. San Antonio	Mt. San Antonio College	\$154,000
North Orange County	Cypress College	\$148,000
Palo Verde	Palo Verde College	\$148,000
Palomar	Palomar College	\$172,000
Pasadena Area	Pasadena City College	\$178,000
Peralta	Laney College	\$166,000
Rancho Santiago	Santa Ana College	\$166,000
Rancho Santiago	Santiago Canyon College	\$148,000

District	College	Allocation
Redwoods	College of the Redwoods	\$154,000
Rio Hondo	Rio Hondo College	\$154,000
Riverside	Norco College	\$154,000
San Diego	San Diego City College	\$148,000
San Diego	San Diego Mesa College	\$130,000
San Francisco	City College of San Francisco	\$148,000
San Joaquin Delta	San Joaquin Delta College	\$148,000
San Luis Obispo County	Cuesta College	\$148,000
San Mateo County	N/A (various)	\$160,000
Santa Barbara	Santa Barbara City College	\$154,000
Santa Clarita	College of the Canyons	\$124,000
Shasta-Tehama-Trinity	Shasta College	\$160,000
Solano County	Solano Community College	\$154,000
Sonoma County	Santa Rosa Junior College	\$160,000
Southwestern	Southwestern College	\$166,000
State Center	Fresno City College	\$190,000
Victor Valley	Victor Valley College	\$130,000
West Hills	Coalinga College	\$136,000
Yosemite	Columbia College	\$136,000
Yosemite	Modesto Junior College	\$166,000
<b>Total</b>		<b>\$9,044,000</b>

## **RIISING SCHOLARS NETWORK – JUVENILE JUSTICE GRANT**

### **2024-25 Total Allocation**

\$13,750,000 – Ongoing

### **Revenue Recognition**

Restricted, 8620 – General Categorical Programs

### **2024-25 Funding Formula**

The Juvenile Justice grants were issued through a competitive Request for Application (RFA) process.

### **Purpose of Funds**

These funds aim to increase participation and success of juvenile justice-involved students in community colleges, increase degree and certificate completions, enhance job-related skills, facilitate transfers to four-year institutions, reduce the average number of units for degree completion and close equity gaps. The program focuses on on-site programming in juvenile facilities, smooth transitions to college campuses upon release, and fostering college commitment through dedicated staff, spaces and community partnerships.

### **2024-25 Spending Guidelines**

Colleges may use the funds to support the goals outlined in the RFA and Assembly Bill 417 (AB417). The funds should be directed towards initiatives that effectively serve students and enhance their success.

Funds may be used to support activities related to:

- Supporting in-person instruction at juvenile facilities, community and alternative schools.
- Covering program team salaries and benefits, including those for counselors, clerical staff, tutors, student workers, RSN facilitators and retention specialists.
- Assisting students with transitional support and services to support enrollment and persistence in higher education upon release.
- Offering academic counseling or advising that provides clear pathways.
- Assisting with accessing community resources such as record clearance, housing assistance, mental health support and social services.

## Reporting Requirements

Grantees are required to report annually on expenditures in NOVA, the Chancellor's Office grant management system.

Management Information System (MIS) Reporting - MIS reports are due 30 days after the end of the term.

Reporting Deadline	Reporting Type	Activity Period
July 31, 2025	Annual Fiscal Report Due	July 1, 2024 - June 30, 2025
July 31, 2026	Annual Fiscal Report Due	July 1, 2025 - June 30, 2026
July 31, 2027	Annual Fiscal Report Due	July 1, 2026 - June 30, 2027
July 31, 2028	Annual Fiscal Report Due	July 1, 2027 - June 30, 2028
July 31, 2029	Final Report Due	July 1, 2028 - June 30, 2029

## Contact

For questions, please contact Lisa Gallardo at [RisingScholars@CCCCO.edu](mailto:RisingScholars@CCCCO.edu).

## Additional Resources



[Rising Scholars Network | California Community Colleges Chancellor's Office \(cccco.edu\)](https://cccco.edu)



[Rising Scholars Network](#)

## Rising Scholars Network – Juvenile Justice Grant Allocation Table

District	College	Allocation
Allan Hancock Joint	Allan Hancock College	\$312,500
Butte-Glenn	Butte College	\$312,500
Cabrillo	Cabrillo College	\$312,500
Cerritos	Cerritos College	\$312,500



District	College	Allocation
Desert	College of the Desert	\$312,500
Gavilan	Gavilan College	\$312,500
Hartnell	Hartnell College	\$312,500
Kern	Bakersfield College	\$312,500
Lake Tahoe	Lake Tahoe Community College	\$312,500
Los Angeles	East Los Angeles College	\$312,500
Los Angeles	Los Angeles Mission College	\$312,500
Los Angeles	Los Angeles Trade-Technical College	\$312,500
Los Angeles	Los Angeles Valley College	\$312,500
Los Angeles	West Los Angeles	\$312,500
Los Rios	Folsom Lake College	\$312,500
Marin	College of Marin	\$312,500
Mendocino-Lake	Mendocino College	\$312,500
Merced	Merced College	\$312,500
Mt. San Antonio	Mt. San Antonio College	\$312,500
North Orange County	Cypress College	\$312,500
Peralta	College of Alameda	\$312,500
Peralta	Laney College	\$312,500
Peralta	Merritt College	\$312,500
Rancho Santiago	Santiago Canyon College	\$312,500
Redwoods	College of the Redwoods	\$312,500
Riverside	Norco College	\$312,500
Riverside	Riverside City College	\$312,500
San Francisco	City College of San Francisco	\$312,500
San Joaquin Delta	San Joaquin Delta College	\$312,500
San Jose-Evergreen	San Jose City College	\$312,500
San Luis Obispo County	Cuesta College	\$312,500
San Mateo County	Cañada College	\$312,500

District	College	Allocation
San Mateo County	College of San Mateo	\$312,500
San Mateo County	Skyline College	\$312,500
Shasta-Tehama-Trinity	Shasta College	\$312,500
Sierra	Sierra College	\$312,500
Solano County	Solano Community College	\$312,500
Sonoma County	Santa Rosa Junior College	\$312,500
Southwestern	Southwestern College	\$312,500
State Center	Clovis Community College	\$312,500
State Center	Fresno City College	\$312,500
West Hills	Lemoore College	\$312,500
Yosemite	Columbia College	\$312,500
Yosemite	Modesto Junior College	\$312,500
<b>Total</b>		<b>\$13,750,000</b>

## **RIISING SCHOLARS NETWORK – TEXTBOOKS/DIGITAL COURSE CONTENT (RSN-TDCC)**

### **2024-25 Total Allocation**

\$3,000,000 – Ongoing

### **Revenue Recognition**

Restricted, 8620 – General Categorical Programs

### **Funding Methodology**

The Rising Scholars Network – Textbooks/Digital Course Content Program provides reimbursement to community college districts that provide textbooks or digital course content to justice-involved students.

### **Purpose of Funds**

The RSN-TDCC initiative provides free textbooks and digital course content to incarcerated or detained students in federal or state prisons, county jails, juvenile facilities or other correctional institutions. It supports students enrolled in California community college courses leading to program pathways, transfers, career technical education or improved high school graduation rates.

### **2024-25 Reimbursement Guidelines**

Colleges supporting justice-impacted students by providing instructional materials can request reimbursement through the RSN-TDCC program. Reimbursement requests are handled in the order they are received and are contingent upon eligibility, state budget appropriations and available program funds. It is recommended that colleges prioritize using Open Educational Resources (OER) whenever feasible. While reimbursement is not guaranteed, colleges can streamline the process by ensuring their submissions are accurate and comply with program guidelines.

1. Submit reimbursement requests per academic term.
2. Complete the Reimbursement Request (RR).
3. Complete the RSN-TDCC Materials Template, listing qualifying items for the reimbursement request.
4. Attach supporting documents in the order specified on the RSN-TDCC Materials Template.
5. Email the RR, RSN-TDCC Materials Template (as an XLS document) and supporting documents to [RSN-TDCC@CCCCO.edu](mailto:RSN-TDCC@CCCCO.edu) at the end of each academic term. Use the email subject line: “RSN-TDCC: Your College’s Name.”

## Contact

For questions, please contact Lisa Gallardo at [RSN-TDCC@CCCCO.edu](mailto:RSN-TDCC@CCCCO.edu).

## Additional Resources



[Rising Scholars Network | California Community Colleges Chancellor's Office \(cccco.edu\)](https://cccco.edu)



[Rising Scholars Network](#)

## **STRONG WORKFORCE PROGRAM**

### **Total Allocation**

\$214,130,000 – Ongoing

### **Revenue Recognition**

Restricted, 8620 – General Categorical Programs

### **2024-25 Funding Formula**

The Strong Workforce Program (SWP) funding formula is outlined in [Education Code section 88825](#). Proportional formula factors for the 2023-24 SWP allocation calculations include: Career Technical Education Full Time Equivalent Students (CTE FTES), regional job openings, regional unemployment rates and incentive funding based on SWP metrics:

- CTE FTES (1/3 proportion of SWP Funds)
- Regional Job Openings (1/6 proportion of SWP Funds)
- Regional Unemployment Rate (1/3 proportion of SWP Funds)
- 17% Incentive Funding (1/6 proportion of SWP Funds)

### **Purpose of Funds**

SWP funding allocations should be used to meet the intent of the program to accomplish the following:

- Increase the number of students in quality career technical education courses, programs, and pathways that will achieve successful workforce outcomes; and
- Increase the number of quality career technical education courses, programs, and pathways that lead to successful workforce outcomes, or invest in new or emerging career technical education courses, programs, and pathways that may become operative in subsequent years and are likely to lead to successful workforce outcomes.

### **2024-25 Spending Guidelines**

Forty percent of the funds apportioned for the program will be provided directly to the fiscal agent of the consortium for the purpose of funding regionally prioritized projects and programs that meet the needs of local and regional economies, as identified in [regional plans](#) and Workforce Innovation and Opportunity Act (Public Law 113-128) regional plans.

Sixty percent of the funds apportioned for the program will be provided directly to community college districts in the consortium. Funds apportioned directly to a community college district must be expended for the purpose of funding regionally

prioritized projects and programs within the community college district that meet the needs of local and regional economies, as identified in [regional plans](#) and Workforce Innovation and Opportunity Act (Public Law 113-128) regional plans. As a condition of receiving direct funding, each community college district must actively participate in its consortium.

As outlined in the [Chancellor's Office Sept. 22, 2023 memo](#), the 2023-24 enacted State budget included expanded uses for SWP funding as outlined in Education Code Section 88825. SWP funds apportioned directly to a community college district may be used for all the following:

- Providing funds for student grants to cover fees for third-party certification and licensing.
  - The intent of the Chancellor's Office is not to impact a student's financial aid award. Therefore, our guidance is for colleges to procure vouchers for third-party certification or licensing fees as instructional supplies or materials and maintain records of students who receive these vouchers. Procurement of third-party certification or license fee vouchers should be associated with enrollment in a capstone course for a student completing a certificate and or degree in a Career Education pathway.
- Enhancing student services to support retention, work experience, and job placement.
- Providing students with an integrated educational program that connects academic curricula to applied and experiential learning in the workplace, including, but not limited to, work-based learning programs and models.

## Reporting Requirements

SWP spending plans for 2024-25 must be submitted and certified in [NOVA](#) by no later than 5:00 p.m. on Oct. 31, 2024. Please ensure that your local and regional plan approval processes are completed by the above deadline. Districts and regions will have 24 months to expend 2024-25 allocation funding and are expected to report their expenditures for the 2024-25 allocation in NOVA on the following dates:

Reporting Deadline	Reporting Type	Activity Period
Feb. 15, 2025	Q2 Fiscal and Programmatic	July 1, 2024 - Dec. 31, 2024
Aug. 15, 2025	Q4 Fiscal and Programmatic	Jan. 1, 2025 - June 30, 2025
Feb. 15, 2026	Q2 Fiscal and Programmatic	July 1, 2025 - Dec. 31, 2025
Aug. 15, 2026	Q4/Final Fiscal and Programmatic	Jan. 1, 2026 - June 30, 2026

## Contact

For questions about the Strong Workforce Program, please contact Javier Cazares at [JCazares@CCCCO.edu](mailto:JCazares@CCCCO.edu). For questions about expenditure plans, programmatic and fiscal reporting, please contact your [Chancellor's Office Regional Monitor](#).

## Additional Resources



[SWP Website](#)



[SWP FAQs](#)



[SWP Education Code](#)



[NOVA Tutorial YouTube Channel](#)

## 2024-25 SWP Local Share Allocations

Community College District	District Local Allocation	District 17% Incentive Allocation	Total Local Allocation
Allan Hancock Joint Community College District	\$967,457	\$161,303	\$1,128,760
Antelope Valley Community College District	\$1,418,442	\$148,522	\$1,566,964
Barstow Community College District	\$181,721	\$45,600	\$227,321
Butte-Glenn Community College District	\$2,021,722	\$201,341	\$2,223,063

Community College District	District Local Allocation	District 17% Incentive Allocation	Total Local Allocation
Cabrillo Community College District	\$817,073	\$144,324	\$961,397
Cerritos Community College District	\$994,978	\$348,705	\$1,343,683
Chabot-Las Positas Community College District	\$1,451,132	\$320,661	\$1,771,793
Chaffey Community College District	\$1,844,018	\$261,434	\$2,105,452
Citrus Community College District	\$513,859	\$155,112	\$668,971
Coast Community College District	\$2,025,991	\$506,356	\$2,532,347
Compton Community College District	\$412,489	\$53,782	\$466,271
Contra Costa Community College District	\$2,548,367	\$445,396	\$2,993,763
Copper Mountain Community College District	\$137,867	\$28,751	\$166,618
Desert Community College District	\$1,225,741	\$161,635	\$1,387,376
El Camino Community College District	\$1,191,053	\$241,332	\$1,432,385
Feather River Community College District	\$245,866	\$48,350	\$294,216
Foothill-De Anza Community College District	\$1,648,311	\$703,298	\$2,351,609
Gavilan Community College District	\$542,678	\$153,358	\$696,036
Glendale Community College District	\$593,976	\$182,125	\$776,101
Grossmont-Cuyamaca Community College District	\$1,227,714	\$228,647	\$1,456,361
Hartnell Community College District	\$896,024	\$166,991	\$1,063,015
Imperial Community College District	\$1,075,452	\$103,208	\$1,178,660
Kern Community College District	\$3,488,140	\$531,327	\$4,019,467



Community College District	District Local Allocation	District 17% Incentive Allocation	Total Local Allocation
Lake Tahoe Community College District	\$183,636	\$101,107	\$284,743
Lassen Community College District	\$209,848	\$55,179	\$265,027
Long Beach Community College District	\$1,142,830	\$283,009	\$1,425,839
Los Angeles Community College District	\$8,575,345	\$1,569,782	\$10,145,127
Los Rios Community College District	\$6,048,774	\$1,197,416	\$7,246,190
Marin Community College District	\$428,690	\$67,725	\$496,415
Mendocino-Lake Community College District	\$777,371	\$58,127	\$835,498
Merced Community College District	\$1,072,127	\$165,761	\$1,237,888
MiraCosta Community College District	\$925,199	\$199,117	\$1,124,316
Monterey Peninsula Community College District	\$610,582	\$147,027	\$757,609
Mt. San Antonio Community College District	\$1,850,675	\$466,227	\$2,316,902
Mt. San Jacinto Community College District	\$1,795,532	\$167,271	\$1,962,803
Napa Valley Community College District	\$301,284	\$95,654	\$396,938
North Orange County Community College District	\$2,613,342	\$505,730	\$3,119,072
Ohlone Community College District	\$588,780	\$182,446	\$771,226
Palo Verde Community College District	\$148,680	\$91,595	\$240,275
Palomar Community College District	\$1,862,346	\$357,067	\$2,219,413
Pasadena Area Community College District	\$922,719	\$278,661	\$1,201,380
Peralta Community College District	\$1,751,482	\$285,626	\$2,037,108

Community College District	District Local Allocation	District 17% Incentive Allocation	Total Local Allocation
Rancho Santiago Community College District	\$2,634,818	\$937,848	\$3,572,666
Redwoods Community College District	\$1,063,158	\$78,940	\$1,142,098
Rio Hondo Community College District	\$855,630	\$309,652	\$1,165,282
Riverside Community College District	\$2,731,651	\$569,955	\$3,301,606
San Bernardino Community College District	\$1,705,057	\$278,780	\$1,983,837
San Diego Community College District	\$3,638,901	\$951,019	\$4,589,920
San Francisco Community College District	\$1,772,799	\$418,810	\$2,191,609
San Joaquin Delta Community College District	\$2,319,965	\$260,835	\$2,580,800
San Jose-Evergreen Community College District	\$1,890,822	\$233,390	\$2,124,212
San Luis Obispo County Community College District	\$853,586	\$193,050	\$1,046,636
San Mateo County Community College District	\$1,705,137	\$320,839	\$2,025,976
Santa Barbara Community College District	\$959,056	\$211,568	\$1,170,624
Santa Clarita Community College District	\$1,351,212	\$459,684	\$1,810,896
Santa Monica Community College District	\$801,686	\$337,152	\$1,138,838
Sequoias Community College District	\$1,319,833	\$180,906	\$1,500,739
Shasta-Tehama-Trinity Joint Community College District	\$1,882,737	\$165,764	\$2,048,501

Community College District	District Local Allocation	District 17% Incentive Allocation	Total Local Allocation
Sierra Joint Community College District	\$1,526,496	\$289,165	\$1,815,661
Siskiyou Joint Community College District	\$350,908	\$74,813	\$425,721
Solano County Community College District	\$871,540	\$140,311	\$1,011,851
Sonoma County Community College District	\$1,387,357	\$356,569	\$1,743,926
South Orange County Community College District	\$2,222,163	\$478,403	\$2,700,566
Southwestern Community College District	\$1,532,003	\$210,534	\$1,742,537
State Center Community College District	\$3,960,669	\$694,001	\$4,654,670
Ventura County Community College District	\$2,569,026	\$468,064	\$3,037,090
Victor Valley Community College District	\$1,199,070	\$157,219	\$1,356,289
West Hills Community College District	\$432,783	\$116,278	\$549,061
West Kern Community College District	\$123,554	\$202,797	\$326,351
West Valley-Mission Community College District	\$1,152,744	\$247,012	\$1,399,756
Yosemite Community College District	\$1,805,368	\$287,002	\$2,092,370
Yuba Community College District	\$1,165,958	\$166,555	\$1,332,513
<b>Total</b>	<b>\$107,065,000</b>	<b>\$21,413,000</b>	<b>\$128,478,000</b>

## 2024-25 SWP Local 17% Incentive Funding Allocations Breakdown by College

Colleges & Centers	17% Incentive Allocation
Allan Hancock College	\$161,303
American River College	\$585,067
Antelope Valley College	\$148,522
Bakersfield College	\$371,118
Barstow Community College	\$45,600
Berkeley City College	\$48,311
Butte College	\$201,341
Cabrillo College	\$144,324
Cañada College	\$80,149
Cerritos College	\$348,705
Cerro Coso Community College	\$105,400
Chabot College	\$226,467
Chaffey College	\$261,434
Citrus College	\$155,112
City College of San Francisco	\$416,920
Clovis Community College	\$96,404
Coalinga College	\$57,205
Coastline Community College	\$119,676
College of Alameda	\$46,031
College of Marin	\$67,725
College of San Mateo	\$133,049
College of the Canyons	\$459,684

Colleges & Centers	17% Incentive Allocation
College of the Desert	\$161,635
College of the Redwoods	\$78,940
College of the Sequoias	\$180,906
College of the Siskiyous	\$74,813
Columbia College	\$46,109
Compton College	\$53,782
Contra Costa College	\$71,126
Copper Mountain Community College	\$28,751
Cosumnes River College	\$223,611
Crafton Hills College	\$74,813
Cuesta College	\$193,050
Cuyamaca College	\$86,181
Cypress College	\$172,939
De Anza College	\$333,516
Diablo Valley College	\$262,488
East Los Angeles College	\$377,662
El Camino College	\$241,332
Evergreen Valley College	\$109,850
Feather River College	\$48,350
Folsom Lake College	\$125,161
Foothill College	\$369,782
Fresno City College	\$419,228
Fullerton College	\$233,541
Gavilan College	\$153,358

Colleges & Centers	17% Incentive Allocation
Glendale Community College	\$182,125
Golden West College	\$132,749
Grossmont College	\$142,466
Hartnell College	\$166,991
Imperial Valley College	\$103,208
Irvine Valley College	\$124,319
Lake Tahoe Community College	\$101,107
Laney College	\$92,594
Las Positas College	\$94,194
Lassen College	\$55,179
Lemoore College	\$59,073
Long Beach City College	\$283,009
Los Angeles City College	\$178,411
Los Angeles Harbor College	\$72,679
Los Angeles Mission College	\$100,476
Los Angeles Pierce College	\$186,838
Los Angeles Southwest College	\$60,768
Los Angeles Trade Tech College	\$244,188
Los Angeles Valley College	\$165,829
Los Medanos College	\$111,783
Madera College	\$51,330
Mendocino College	\$58,127
Merced College	\$165,761
Merritt College	\$98,691

Colleges & Centers	17% Incentive Allocation
MiraCosta College	\$199,117
Mission College	\$116,763
Modesto Junior College	\$240,893
Monterey Peninsula College	\$147,027
Moorpark College	\$207,674
Moreno Valley College	\$185,069
Mt. San Antonio College	\$466,227
Mt. San Jacinto College	\$167,271
Napa Valley College	\$95,654
Norco College	\$122,760
North Orange Adult	\$99,250
Ohlone College	\$182,446
Orange Coast College	\$253,931
Oxnard College	\$101,557
Palo Verde College	\$91,595
Palomar College	\$357,067
Pasadena City College	\$278,661
Porterville College	\$54,809
Reedley College	\$127,040
Rio Hondo College	\$309,652
Riverside City College	\$262,126
Sacramento City College	\$263,576
Saddleback College	\$354,084
San Bernardino Valley College	\$203,967

Colleges & Centers	17% Incentive Allocation
San Diego College of Continuing Education	\$286,645
San Diego City College	\$158,835
San Diego Mesa College	\$218,787
San Diego Miramar College	\$286,752
San Francisco Centers	\$1,890
San Joaquin Delta College	\$260,835
San Jose City College	\$123,540
Santa Ana College	\$579,295
Santa Barbara City College	\$211,568
Santa Monica College	\$337,152
Santa Rosa Junior College	\$356,569
Santiago Canyon College	\$358,552
Shasta College	\$165,764
Sierra College	\$289,165
Skyline College	\$107,641
Solano Community College	\$140,311
Southwestern College	\$210,534
Taft College	\$202,797
Ventura College	\$158,834
Victor Valley College	\$157,219
West Los Angeles College	\$182,932
West Valley College	\$130,248
Woodland Community College	\$56,007
Yuba College	\$110,547



Colleges & Centers	17% Incentive Allocation
<b>Total</b>	<b>\$21,413,000</b>

## 2024-25 SWP Regional Share Allocations

Region	Regional Base Allocation	Regional 17% Incentive Allocation	Total Allocation
Bay Area	\$13,576,536	\$2,952,957	\$16,529,493
Central Valley Mother Lode	\$9,681,626	\$1,625,938	\$11,307,564
Inland Empire / Desert	\$7,312,891	\$1,174,826	\$8,487,717
Los Angeles	\$11,903,493	\$2,817,026	\$14,720,519
North / Far North	\$10,317,650	\$1,624,505	\$11,942,155
Orange County	\$6,330,876	\$1,618,891	\$7,949,767
San Diego / Imperial	\$6,841,076	\$1,366,395	\$8,207,471
South Central Coast	\$5,412,519	\$1,094,795	\$6,507,314
<b>Total</b>	<b>\$71,376,667</b>	<b>\$14,275,333</b>	<b>\$85,652,000</b>

## STUDENT EQUITY AND ACHIEVEMENT PROGRAM

### 2024-25 Total Allocation

\$497,781,950 – Ongoing

### Revenue Recognition

Restricted, 8620 – General Categorical Programs

### 2024-25 Funding Formula

Per [EDC 78222 \(c\) \(1\)](#), Student Equity and Achievement (SEA) Program funds were allocated based on the total amount allocated to colleges in 2017-18 for the Student Success and Support Program (SSSP), Student Equity Plans, and the Student Success for Basic Skills program. Appropriations above the 2017-18 level were allocated to districts proportionally.

### Purpose of Funds

The SEA Program supports the California Community Colleges in advancing the systemwide goal to boost achievement for all students with an emphasis on eliminating achievement gaps for students from traditionally underrepresented groups.

Per [Education Code 78222](#), SEA Program funds support all of the following:

- Implementing activities and practices pursuant to the California Community Colleges Guided Pathways Grant Program. [Ed Code 88921](#)
- Ensuring students complete their educational goals and a defined course of study.
- Providing quality curriculum, instruction and support services to students who enter college deficient in English and mathematics to ensure these students complete a course of study in a timely manner.

### 2024-25 Spending Guidelines

Expenditures of SEA Program funds should be consistent with the goals and activities of the SEA Program and colleges are urged to document expenditure plans and justification. Prohibited expenditures include gifts, stipends for students, political contributions, course delivery and supplanting of other general or categorical funds for similar program activities in place prior to availability of SEA funds. Please refer to the [Student Equity and Achievement \(SEA\) Program Expenditure Guidelines](#).

### Reporting Requirements

The reporting requirements include the following:

Report Type	Due Date
SEA Program Expenditure Report	Oct. 1 Annually
SEA Program Annual Report	Jan. 1 Annually
Student Equity Plan	Every three years (current plan is for 2022-25)

Please refer to [ED Code 78220](#) for details of required items for Student Equity Plans.

## Contact

For questions, please contact Jenny Saechao at [JSaechao@CCCCO.edu](mailto:JSaechao@CCCCO.edu) and/or Michael Tran at [MTran@CCCCO.edu](mailto:MTran@CCCCO.edu).

## Additional Resources

Please refer to the following resources for more information on the SEA Program:



[Student Equity and Achievement \(SEA\) Program Website](#)



[CA Education Code, section 78222](#)



[CA Education Code, section 78221](#)



[CA Education Code 78221.5](#)



[CA Education Code, Section 78220](#)

## Student Equity and Achievement Program Allocation Table

District	Allocation
Allan Hancock Joint Community College District	\$4,196,436
Antelope Valley Community College District	\$6,535,345
Barstow Community College District	\$1,578,473
Butte-Glenn Community College District	\$4,658,457
Cabrillo Community College District	\$3,736,650
Cerritos Community College District	\$6,951,448
Chabot-Las Positas Community College District	\$6,469,061
Chaffey Community College District	\$6,962,426
Citrus Community College District	\$4,763,275
Coast Community College District	\$12,421,111
Compton Community College District	\$2,518,742
Contra Costa Community College District	\$12,297,017
Copper Mountain Community College District	\$963,852
Desert Community College District	\$3,992,069
El Camino Community College District	\$7,222,916
Feather River Community College District	\$934,967
Foothill-De Anza Community College District	\$11,148,543
Gavilan Community College District	\$2,120,862
Glendale Community College District	\$5,684,389
Grossmont-Cuyamaca Community College District	\$7,949,686
Hartnell Community College District	\$3,907,672
Imperial Community College District	\$3,104,235

District	Allocation
Kern Community College District	\$11,357,100
Lake Tahoe Community College District	\$1,099,960
Lassen Community College District	\$1,245,620
Long Beach Community College District	\$7,113,161
Los Angeles Community College District	\$50,437,129
Los Rios Community College District	\$22,219,870
Marin Community College District	\$1,742,863
Mendocino-Lake Community College District	\$1,532,389
Merced Community College District	\$4,358,234
MiraCosta Community College District	\$4,501,012
Monterey Peninsula Community College District	\$2,573,251
Mt. San Antonio Community College District	\$14,299,313
Mt. San Jacinto Community College District	\$5,850,731
Napa Valley Community College District	\$2,396,694
North Orange County Community College District	\$13,944,111
Ohlone Community College District	\$2,715,571
Palo Verde Community College District	\$1,221,488
Palomar Community College District	\$6,303,922
Pasadena Area Community College District	\$8,320,983
Peralta Community College District	\$9,129,926
Rancho Santiago Community College District	\$14,522,011
Redwoods Community College District	\$1,817,019
Rio Hondo Community College District	\$6,073,173

District	Allocation
Riverside Community College District	\$12,283,288
San Bernardino Community College District	\$8,230,259
San Diego Community College District	\$18,455,499
San Francisco Community College District	\$9,765,038
San Joaquin Delta Community College District	\$5,975,978
San Jose-Evergreen Community College District	\$5,090,419
San Luis Obispo County Community College District	\$3,022,433
San Mateo County Community College District	\$7,080,386
Santa Barbara Community College District	\$4,661,832
Santa Clarita Community College District	\$5,838,638
Santa Monica Community College District	\$9,735,824
Sequoias Community College District	\$5,354,834
Shasta-Tehama-Trinity Joint Community College District	\$3,017,202
Sierra Joint Community College District	\$5,845,784
Siskiyou Joint Community College District	\$921,473
Solano County Community College District	\$3,238,962
Sonoma County Junior College District	\$6,426,583
South Orange County Community College District	\$11,011,529
Southwestern Community College District	\$6,448,903
State Center Community College District	\$14,883,884
Ventura County Community College District	\$10,460,614
Victor Valley Community College District	\$4,241,685
West Hills Community College District	\$2,842,938

District	Allocation
West Kern Community College District	\$1,792,012
West Valley-Mission Community College District	\$4,956,355
Yosemite Community College District	\$7,308,598
Yuba Community College District	\$3,997,837
<b>Total</b>	<b>\$497,781,950</b>

## **STUDENT FINANCIAL AID ADMINISTRATION (SFAA), BOARD FINANCIAL AID PROGRAM (BFAP 2%) & ONE-TIME SFAA FUNDING**

### **2024-25 Total Allocation**

SFAA: \$57,590,000 – Ongoing

- \$45,200,000 – CAPACITY
- \$12,390,000 – BASE

BFAP: \$12,125,924 – Ongoing

One-Time SFAA Funding: \$20,000,000

### **Revenue Recognition**

SFAA: Restricted, 8620 – General Categorical Programs

BFAP 2%: Unrestricted, – General Categorical Programs

### **2024-25 Funding Formula**

The allocation is calculated based on the most recent full year reconciled MIS financial aid data identifying unduplicated California College Promise Grant (CCPG) recipients, Pell recipients and Full-Time Equivalent Students (FTES) by college.

### **Purpose of Funds**

SFAA funds are for the provision of CCPG awards and direct contact with potential and current financial aid applicants. Funds allocated to a community college district must supplement, not supplant, the level of funds allocated for the administration of student financial aid programs during the 2001–02 or 2006–07 fiscal year, whichever is greater.

BFAP 2% provides reimbursement of 2% of total waiver value to community college districts for the provision of California College Promise Grants.

One-time SFAA funding of \$20 million is provided on a one-time basis to immediately support financial aid offices with increased workload due to Free Application for Federal Student Aid (FAFSA) delays and to assist students in completing the FAFSA.

### **2024-25 Spending Guidelines**

Colleges may use SFAA funds for:

- Financial aid professional, technical, clerical or temporary help (including student help) who report in a direct line to the Financial Aid Director. Funds may not be used for personnel at the Financial Aid Manager or Director level or above.
- Computer hardware or software necessary for and solely dedicated to the delivery of student financial aid.



- Expenses associated with staff training.
- The development and production of financial aid outreach materials.

## Reporting Requirements

### Annual SSARCC Final Expenditures Report

As a result of the Chancellor's Office granting authority to colleges to carryover unspent 2024-25 SFAA-BFAP funding into the 2025-26 fiscal year, the extended deadline now provides for a spending authority period of July 1, 2024 through Sept. 30, 2025 since all colleges must report final 2024-25 SFAA-BFAP expenditures – including carryover – in SSARCC by the end of October 2025.

## Contact

For questions, please contact Ruby Nieto at [RNieto@CCCCO.edu](mailto:RNieto@CCCCO.edu).

## Additional Resources



[SFAA-BFAP Resources](#)

## 2024-25 Student Financial Aid Administration (SFAA), Board Financial Aid Program (BFAP 2%) & One-Time SFAA Allocation Table

District	College	MOE	SFAA-BASE	SFAA-CAPACITY	SFAA-Total	BFAP-2%	One-Time SFAA Funds
Allan Hancock	Allan Hancock	\$358,277	\$100,287	\$353,186	\$453,473	\$93,102	\$160,169
Antelope Valley	Antelope Valley	\$716,903	\$164,089	\$489,159	\$653,248	\$151,667	\$234,933
Barstow	Barstow	\$190,576	\$40,212	\$171,408	\$211,620	\$38,608	\$106,493
Butte	Butte	\$504,301	\$106,938	\$361,330	\$468,268	\$103,284	\$183,606
Cabrillo	Cabrillo	\$760,309	\$76,399	\$315,175	\$391,574	\$75,108	\$152,054
Cerritos	Cerritos	\$942,650	\$215,940	\$681,506	\$897,446	\$221,838	\$322,225
Chabot-Las Positas	Chabot	\$553,965	\$99,226	\$348,285	\$447,511	\$86,574	\$155,224

District	College	MOE	SFAA-BASE	SFAA-CAPACITY	SFAA-Total	BFAP-2%	One-Time SFAA Funds
Chabot-Las Positas	Las Positas	\$215,536	\$48,084	\$227,832	\$275,916	\$41,640	\$110,777
Chaffey	Chaffey	\$568,214	\$202,438	\$673,585	\$876,023	\$211,772	\$293,115
Citrus	Citrus	\$469,972	\$119,926	\$402,890	\$522,816	\$121,697	\$186,085
Coast	Coastline	\$321,705	\$110,474	\$306,644	\$417,118	\$58,897	\$102,271
Coast	Golden West	\$474,455	\$108,108	\$377,440	\$485,548	\$91,776	\$161,457
Coast	Orange Coast	\$768,054	\$148,052	\$530,335	\$678,387	\$137,894	\$231,958
Compton	Compton	\$421,638	\$47,606	\$165,625	\$213,231	\$30,626	\$99,015
Contra Costa	Contra Costa	\$350,000	\$57,194	\$229,521	\$286,715	\$48,934	\$115,359
Contra Costa	Diablo Valley	\$428,867	\$110,838	\$462,420	\$573,258	\$104,183	\$201,621
Contra Costa	Los Medanos	\$363,215	\$73,557	\$283,803	\$357,360	\$66,018	\$140,976
Copper Mountain	Copper Mountain	\$176,939	\$18,726	\$102,974	\$121,700	-	\$72,711
Desert	Desert	\$447,702	\$102,127	\$413,963	\$516,090	\$119,679	\$193,674
El Camino	El Camino	\$1,285,840	\$202,250	\$701,869	\$904,119	\$220,788	\$313,545
Feather River	Feather River	\$228,551	\$18,277	\$123,688	\$141,965	\$18,478	\$68,173
Foothill-De Anza	De Anza	\$680,488	\$107,459	\$481,612	\$589,071	\$131,550	\$211,528
Foothill-De Anza	Foothill	\$402,027	\$62,018	\$297,702	\$359,720	\$54,946	\$133,360
Gavilan	Gavilan	\$261,250	\$37,317	\$190,363	\$227,680	\$34,833	\$107,304
Glendale	Glendale	\$894,455	\$126,317	\$468,999	\$595,316	\$131,431	\$225,979
Grossmont-Cuyamaca	Cuyamaca	\$371,457	\$85,220	\$271,206	\$356,426	\$69,803	\$131,102

District	College	MOE	SFAA-BASE	SFAA-CAPACITY	SFAA-Total	BFAP-2%	One-Time SFAA Funds
Grossmont-Cuyamaca	Grossmont	\$729,738	\$128,669	\$424,858	\$553,527	\$121,847	\$185,374
Hartnell	Hartnell	\$557,354	\$89,740	\$329,180	\$418,920	\$94,812	\$151,788
Imperial	Imperial Valley	\$518,907	\$96,934	\$372,500	\$469,434	\$138,067	\$191,219
Kern	Bakersfield	\$624,781	\$203,532	\$829,914	\$1,033,446	\$241,321	\$381,376
Kern	Cerro Coso	\$194,037	\$40,017	\$194,043	\$234,060	\$34,147	\$91,919
Kern	Porterville	\$185,768	\$43,302	\$177,786	\$221,088	\$43,317	\$105,831
Lake Tahoe	Lake Tahoe	\$86,797	\$20,516	\$125,807	\$146,323	\$18,203	\$72,533
Lassen	Lassen	\$274,662	\$31,049	\$114,144	\$145,193	\$18,657	\$63,720
Long Beach	Long Beach City	\$1,634,560	\$241,985	\$848,832	\$1,090,817	\$280,777	\$382,829
Los Angeles	East Los Angeles	\$1,254,037	\$278,087	\$870,945	\$1,149,032	\$221,688	\$335,291
Los Angeles	Los Angeles City	\$939,779	\$163,686	\$493,043	\$656,729	\$118,081	\$200,087
Los Angeles	Los Angeles Harbor	\$477,397	\$87,191	\$292,203	\$379,394	\$62,379	\$122,835
Los Angeles	Los Angeles Mission	\$447,674	\$116,238	\$352,834	\$469,072	\$76,149	\$136,984
Los Angeles	Los Angeles Pierce	\$844,454	\$163,141	\$535,940	\$699,081	\$138,466	\$228,075
Los Angeles	Los Angeles Trade-Tech	\$848,361	\$141,580	\$431,030	\$572,610	\$100,956	\$191,789
Los Angeles	Los Angeles Valley	\$1,085,183	\$180,630	\$531,540	\$712,170	\$131,715	\$216,186
Los Angeles	Los Angeles Southwest	\$451,979	\$82,407	\$235,573	\$317,980	\$43,618	\$103,895

District	College	MOE	SFAA-BASE	SFAA-CAPACITY	SFAA-Total	BFAP-2%	One-Time SFAA Funds
Los Angeles	West Los Angeles	\$630,708	\$131,778	\$355,518	\$487,296	\$76,400	\$132,032
Los Rios	American River	\$434,097	\$298,094	\$840,198	\$1,138,292	\$203,044	\$310,525
Los Rios	Cosumnes River	\$188,629	\$178,396	\$537,431	\$715,827	\$129,156	\$201,072
Los Rios	Folsom Lake	\$211,202	\$79,903	\$347,940	\$427,843	\$62,884	\$128,596
Los Rios	Sacramento City	\$495,892	\$254,586	\$687,652	\$942,238	\$172,814	\$254,410
Marin	Marin	\$362,553	\$25,783	\$154,796	\$180,579	\$24,928	\$90,065
Mendocino-Lake	Mendocino	\$319,321	\$34,171	\$142,346	\$176,517	\$27,508	\$89,475
Merced	Merced	\$485,855	\$110,048	\$423,648	\$533,696	\$128,409	\$199,557
MiraCosta	MiraCosta	\$725,980	\$96,517	\$395,349	\$491,866	\$101,087	\$190,340
Monterey	Monterey	\$536,239	\$48,911	\$241,340	\$290,251	\$51,421	\$118,845
Mt. San Antonio	Mt. San Antonio	\$943,330	\$296,579	\$1,169,601	\$1,466,180	\$339,122	\$492,044
Mt. San Jacinto	Mt. San Jacinto	\$625,049	\$167,917	\$587,728	\$755,645	\$194,185	\$265,858
Napa Valley	Napa Valley	\$326,267	\$38,495	\$168,401	\$206,896	\$34,908	\$91,281
North Orange	Cypress	\$445,249	\$139,579	\$526,479	\$666,058	\$148,134	\$236,802
North Orange	Fullerton	\$456,313	\$189,585	\$658,309	\$847,894	\$183,961	\$271,895
Ohlone	Ohlone	\$238,181	\$44,239	\$246,000	\$290,239	\$42,468	\$119,049
Palo Verde	Palo Verde	\$256,745	\$33,295	\$199,273	\$232,568	\$47,244	\$76,588
Palomar	Palomar	\$1,090,746	\$129,738	\$533,780	\$663,518	\$136,611	\$223,329

District	College	MOE	SFAA-BASE	SFAA-CAPACITY	SFAA-Total	BFAP-2%	One-Time SFAA Funds
Pasadena Area	Pasadena City	\$848,353	\$213,067	\$757,232	\$970,299	\$219,283	\$330,603
Peralta	Alameda	\$405,000	\$64,095	\$212,505	\$276,600	\$34,989	\$83,819
Peralta	Berkeley City	\$188,860	\$53,636	\$202,461	\$256,097	\$31,745	\$91,635
Peralta	Laney	\$512,566	\$92,913	\$314,198	\$407,111	\$63,773	\$124,264
Peralta	Merritt	\$328,583	\$61,766	\$227,612	\$289,378	\$36,491	\$90,511
Rancho Santiago	Santa Ana	\$758,291	\$182,544	\$734,750	\$917,294	\$161,921	\$279,867
Rancho Santiago	Santiago Canyon	\$568,945	\$69,939	\$337,453	\$407,392	\$57,957	\$142,578
Redwoods	Redwoods	\$521,794	\$44,782	\$187,006	\$231,788	\$42,739	\$108,519
Rio Hondo	Rio Hondo	\$675,246	\$135,604	\$455,787	\$591,391	\$131,224	\$210,969
Riverside	Moreno Valley	\$228,551	\$96,277	\$369,284	\$465,561	\$85,465	\$143,547
Riverside	Norco	\$217,621	\$90,394	\$359,432	\$449,826	\$78,843	\$134,343
Riverside	Riverside	\$610,554	\$229,525	\$745,106	\$974,631	\$221,706	\$326,604
San Bernardino	Crafton Hills	\$220,123	\$44,511	\$197,613	\$242,124	\$43,165	\$96,411
San Bernardino	San Bernardino	\$373,924	\$140,094	\$436,553	\$576,647	\$116,682	\$191,235
San Diego	San Diego City	\$780,392	\$166,879	\$555,059	\$721,938	\$317,203	\$222,508
San Diego	San Diego Mesa	\$498,276	\$208,933	\$659,187	\$868,120	\$458,297	\$229,242
San Diego	San Diego Miramar	\$294,125	\$110,657	\$412,600	\$523,257	\$214,662	\$156,149
San Francisco	San Francisco	\$1,557,401	\$136,374	\$525,385	\$661,759	\$114,762	\$227,312

District	College	MOE	SFAA-BASE	SFAA-CAPACITY	SFAA-Total	BFAP-2%	One-Time SFAA Funds
San Joaquin Delta	San Joaquin Delta	\$923,971	\$148,441	\$514,448	\$662,889	\$132,851	\$231,401
San Jose-Evergreen	Evergreen Valley	\$424,935	\$79,799	\$293,400	\$373,199	\$70,672	\$133,166
San Jose-Evergreen	San Jose City	\$292,321	\$73,622	\$261,745	\$335,367	\$58,403	\$120,192
San Luis Obispo	Cuesta	\$519,856	\$66,468	\$310,055	\$376,523	\$68,877	\$143,842
San Mateo	Cañada	\$284,687	\$50,000	\$182,467	\$232,467	\$28,522	\$82,658
San Mateo	San Mateo	\$359,648	\$54,033	\$240,192	\$294,225	\$45,488	\$107,453
San Mateo	Skyline	\$188,400	\$65,744	\$259,445	\$325,189	\$48,862	\$107,608
Santa Barbara	Santa Barbara City	\$546,403	\$106,588	\$419,464	\$526,052	\$99,809	\$174,163
Santa Clarita	Canyons	\$335,649	\$103,893	\$514,293	\$618,186	\$124,586	\$218,201
Santa Monica	Santa Monica	\$854,760	\$219,846	\$750,648	\$970,494	\$234,783	\$307,224
Sequoias	Sequoias	\$699,277	\$124,719	\$467,773	\$592,492	\$146,676	\$226,227
Shasta-Tehama-Trinity	Shasta	\$305,735	\$74,042	\$291,925	\$365,967	\$107,607	\$157,725
Sierra	Sierra	\$514,927	\$136,706	\$499,808	\$636,514	\$129,395	\$217,482
Siskiyou	Siskiyou	\$194,403	\$13,066	\$91,038	\$104,104	\$11,164	\$67,846
Solano County	Solano	\$700,000	\$74,671	\$301,283	\$375,954	\$70,881	\$139,541
Sonoma	Santa Rosa	\$700,328	\$105,413	\$486,439	\$591,852	\$109,851	\$205,749
South Orange	Irvine Valley	\$505,717	\$78,590	\$356,933	\$435,523	\$87,454	\$166,514
South Orange	Saddleback	\$552,525	\$115,585	\$563,358	\$678,943	\$121,879	\$221,330

District	College	MOE	SFAA-BASE	SFAA-CAPACITY	SFAA-Total	BFAP-2%	One-Time SFAA Funds
Southwestern	Southwestern	\$800,000	\$181,693	\$628,950	\$810,643	\$211,745	\$289,361
State Center	Clovis	\$290,224	\$51,520	\$323,681	\$375,201	\$72,665	\$127,772
State Center	Fresno City	\$1,107,024	\$263,191	\$813,787	\$1,076,978	\$248,812	\$326,885
State Center	Madera	\$146,628	\$26,506	\$238,455	\$264,961	\$45,370	\$93,836
State Center	Reedley	\$334,818	\$112,249	\$297,328	\$409,577	\$71,268	\$135,821
Ventura	Moorpark	\$356,262	\$94,406	\$427,633	\$522,039	\$102,267	\$179,241
Ventura	Oxnard	\$406,729	\$88,724	\$285,360	\$374,084	\$76,001	\$136,594
Ventura	Ventura	\$511,791	\$129,128	\$414,405	\$543,533	\$112,388	\$171,378
Victor Valley	Victor Valley	\$686,350	\$139,622	\$478,598	\$618,220	\$133,176	\$229,269
West Hills	Coalinga	\$235,000	\$24,876	\$125,116	\$149,992	\$23,133	\$78,124
West Hills	Lemoore	\$220,000	\$41,777	\$178,473	\$220,250	\$47,693	\$107,306
West Kern	Taft	\$269,279	\$34,420	\$135,698	\$170,118	\$29,604	\$83,129
West Valley-Mission	Mission	\$488,449	\$45,492	\$211,777	\$257,269	\$38,382	\$107,422
West Valley-Mission	West Valley	\$396,566	\$35,031	\$217,709	\$252,740	\$30,960	\$107,273
Yosemite	Columbia	\$115,039	\$24,836	\$127,544	\$152,380	\$23,989	\$77,239
Yosemite	Modesto	\$656,149	\$192,206	\$643,407	\$835,613	\$203,415	\$260,533
Yuba	Woodland	\$200,000	\$27,129	\$141,649	\$168,778	\$26,774	\$86,922
Yuba	Yuba	\$205,989	\$48,581	\$208,012	\$256,593	\$46,005	\$115,249
<b>Total</b>		<b>\$59,003,614</b>	<b>\$12,390,000</b>	<b>\$45,200,000</b>	<b>\$57,590,000</b>	<b>\$12,125,924</b>	<b>\$20,000,000</b>

## STUDENT SUCCESS COMPLETION GRANT (SSCG)

### 2024-25 Total Allocation

\$412,602,000 – Ongoing

### Revenue Recognition

Restricted, 8620 – General Categorical Programs

### 2024-25 Funding Formula

Allocations are calculated using recent full year reconciled MIS financial aid data identifying unduplicated Student Success Completion Grant (SSCG) recipients by college:

- 12 to 14.99 units SSCG recipients
- 15+ units SSCG recipients

### Purpose of Funds

It is the intent of the SSCG program to support student persistence, retention and success by providing students additional assistance who are attending at a 12 to 15 plus units per term or 24 to 30 plus units per academic year or quarterly unit equivalent and/or complete their programs in scheduled full-time timeframes and to offset the total cost of community college attendance.

### 2024-25 Spending Guidelines

This funding is a direct aid to students. No spending guidelines outside of SSCG awards are permitted. For additional information, please see the [Implementation Guidelines](#) and [FAQ](#) document on the SSCG Resources page.

### Reporting Requirements

Annual MIS Reporting

### Contact

For questions, please contact Ruby Nieto at [RNieto@CCCCO.edu](mailto:RNieto@CCCCO.edu).

### Additional Resources



[SSCG Resources](#)



## 2024-25 Student Success Completion Grant Allocation Table

District	College	Total Allocation
Allan Hancock	Allan Hancock College	\$2,299,500
Antelope Valley	Antelope Valley College	\$ 5,791,115
Barstow	Barstow Community College	\$2,033,285
Butte	Butte College	\$5,950,106
Cabrillo	Cabrillo College	\$4,074,913
Cerritos	Cerritos College	\$12,845,794
Chabot-Las Positas	Chabot College	\$2,128,420
Chabot-Las Positas	Las Positas College	\$1,245,551
Chaffey	Chaffey College	\$5,396,566
Citrus	Citrus College	\$5,466,862
Coast	Coastline College	\$455,554
Coast	Golden West College	\$2,951,570
Coast	Orange Coast College	\$5,435,998
Compton	Compton College	\$816,248
Contra Costa	Contra Costa College	\$1,310,729
Contra Costa	Diablo Valley College	\$3,985,279
Contra Costa	Los Medanos College	\$2,221,137
Copper Mountain	Copper Mountain College	\$582,286
Desert	College of the Desert	\$4,525,049
El Camino	El Camino College	\$9,554,918

District	College	Total Allocation
Feather River	Feather River College	\$561,497
Foothill-De Anza	De Anza College	\$6,008,151
Foothill-De Anza	Foothill College	\$3,137,479
Gavilan	Gavilan College	\$ 1,390,809
Glendale	Glendale Community College	\$9,420,946
Grossmont-Cuyamaca	Cuyamaca College	\$2,566,184
Grossmont-Cuyamaca	Grossmont College	\$2,981,757
Hartnell	Hartnell College	\$4,772,775
Imperial	Imperial Valley College	\$9,749,724
Kern	Bakersfield College	\$9,588,418
Kern	Cerro Coso Community College	\$489,958
Kern	Porterville College	\$1,595,866
Lake Tahoe	Lake Tahoe Community College	\$624,491
Lassen	Lassen College	\$382,925
Long Beach	Long Beach City College	\$11,241,585
Los Angeles	East Los Angeles College	\$8,193,442
Los Angeles	Los Angeles City College	\$3,706,030
Los Angeles	Los Angeles Harbor College	\$1,768,392
Los Angeles	Los Angeles Mission College	\$1,870,745
Los Angeles	Los Angeles Pierce College	\$4,768,175
Los Angeles	Los Angeles Trade-Tech College	\$2,936,434

District	College	Total Allocation
Los Angeles	Los Angeles Valley College	\$4,016,756
Los Angeles	Los Angeles Southwest College	\$816,324
Los Angeles	West Los Angeles College	\$1,996,385
Los Rios	American River College	\$4,652,791
Los Rios	Cosumnes River College	\$1,974,150
Los Rios	Folsom Lake College	\$939,116
Los Rios	Sacramento City College	\$5,919,369
Marin	College of Marin	\$1,121,236
Mendocino-Lake	Mendocino College	\$1,003,788
Merced	Merced College	\$5,383,499
MiraCosta	MiraCosta College	\$3,309,646
Monterey	Monterey Peninsula College	\$1,717,214
Mt. San Antonio	Mt. San Antonio College	\$15,279,965
Mt. San Jacinto	Mt. San Jacinto College	\$4,624,783
Napa Valley	Napa Valley College	\$944,225
North Orange County	Cypress College	\$9,356,295
North Orange County	Fullerton College	\$5,882,267
Ohlone	Ohlone College	\$1,286,586
Palo Verde	Palo Verde College	\$227,524
Palomar	Palomar College	\$3,690,195
Pasadena Area	Pasadena City College	\$9,049,820

District	College	Total Allocation
Peralta	College of Alameda	\$432,543
Peralta	Berkeley City College	\$757,973
Peralta	Laney College	\$1,449,555
Peralta	Merritt College	\$447,521
Rancho Santiago	Santa Ana College	\$2,399,981
Rancho Santiago	Santiago Canyon College	\$1,417,918
Redwoods	College of the Redwoods	\$1,507,749
Rio Hondo	Rio Hondo College	\$3,699,789
Riverside	Moreno Valley College	\$2,475,228
Riverside	Norco College	\$2,202,065
Riverside	Riverside City College	\$6,304,208
San Bernardino	Crafton Hills College	\$848,310
San Bernardino	San Bernardino Community College	\$2,671,076
San Diego	San Diego City College	\$1,213,953
San Diego	San Diego Mesa College	\$1,884,121
San Diego	San Diego Miramar College	\$655,384
San Francisco	City College of San Francisco	\$4,708,887
San Joaquin Delta	San Joaquin Delta College	\$6,685,351
San Jose-Evergreen	Evergreen Valley College	\$2,633,748
San Jose-Evergreen	San Jose City College	\$820,459
San Luis Obispo County	Cuesta College	\$2,314,908

District	College	Total Allocation
San Mateo County	Cañada College	\$374,343
San Mateo County	College of San Mateo	\$837,428
San Mateo County	Skyline College	\$1,357,928
Santa Barbara	Santa Barbara City College	\$2,817,232
Santa Clarita	College of the Canyons	\$4,858,360
Santa Monica	Santa Monica College	\$9,474,297
Sequoias	College of the Sequoias	\$6,459,252
Shasta-Tehama-Trinity	Shasta College	\$5,944,413
Sierra	Sierra College	\$5,528,801
Siskiyou	College of the Siskiyou	\$450,445
Solano County	Solano Community College	\$1,653,282
Sonoma County	Santa Rosa College	\$3,292,521
South Orange County	Irvine Valley College	\$4,633,136
South Orange County	Saddleback College	\$3,212,992
Southwestern	Southwestern College	\$11,414,034
State Center	Clovis College	\$3,157,369
State Center	Fresno City College	\$11,939,450
State Center	Madera College	\$1,243,442
State Center	Reedley College	\$3,596,423
Ventura County	Moorpark College	\$3,384,658
Ventura County	Oxnard College	\$3,878,477

District	College	Total Allocation
Ventura County	Ventura College	\$4,258,360
Victor Valley	Victor Valley College	\$6,330,148
West Hills	Coalinga College	\$785,706
West Hills	Lemoore College	\$2,530,771
West Kern	Taft College	\$1,161,023
West Valley-Mission	Mission College	\$1,201,629
West Valley-Mission	West Valley College	\$1,197,612
Yosemite	Columbia College	\$694,820
Yosemite	Modesto Junior College	\$5,180,274
Yuba	Woodland Community College	\$591,218
Yuba	Yuba College	\$ 1,612,832
<b>Total</b>		<b>\$412,602,000</b>

## STUDENT TRANSFER ACHIEVEMENT REFORM ACT OF 2021 (AB 928)

### 2023-24 Total Allocation

\$64,999,955 – One-time funding

### Revenue Recognition

Restricted, 8620 – General Categorical Programs

### 2023-24 Funding Formula

Each brick-and-mortar college with a transfer program received an equal portion of \$565,217 in February 2024, at the first principal apportionment (P1) for 2023-24.

### Purpose of Funds

Student Transfer Achievement Reform Act Funds are provided to support colleges in their efforts to auto-enroll students on an Associate Degree for Transfer (ADT) pathway when a student declares a goal for transfer on their mandatory education plans, as required by AB 928 (Berman, 2021). The goal of this new procedure is to maximize the probability that students will transfer into a four-year post-secondary educational institution and earn a degree in their chosen field of study in a timely manner with minimal accrual of excess units.

### 2023-24 Spending Guidelines

Colleges must spend their funds to implement the provisions in California Education Code, section 66749.8. This may include augmenting staff or making required technological additions, modification and/or updates. Funding may provide resources for collaboration and coordination to help implement those cited expectations:

- Student placement onto an Associate Degree for Transfer (ADT) where ADTs for major pathways exist, if the student declares a goal of transfer;
- Determination of any cited exception for adjustments from this action;
- Corresponding notation of these actions on the student's mandatory education plans;
- Integration of California General Education Transfer Curriculum (CalGETC) into all transfer materials, communications, and publications;
- Revision and verification of all Transfer Model Curriculum Templates (TMCs) for the approved ADTs with the new single general education pattern, CalGETC; and
- Appropriate programming within the college's enterprise system to automate these requirements as feasible.

## Reporting Requirements

Districts will also be required to report information on expenditure of funds by June 2025. Colleges will report how funds were used for each of the allowable purposes and provide an explanation of the effectiveness of their implementation efforts. This report will be administered through an [online survey](#).

## Contact

For questions, please contact [Transfer@CCCCO.edu](mailto:Transfer@CCCCO.edu).

## Additional Resources

Notification of the Student Transfer Achievement Reform Act of 2021 Allocations funding [memo](#).

[ESS 23-41: Guidance for Implementing the New Associate Degree for Transfer Placement Requirement](#)



## VETERAN RESOURCE CENTER

### 2024-25 Total Allocation

\$10,822,000 – Ongoing

### Revenue Recognition

Restricted, 8620 – General Categorical Programs

### 2024-25 Funding Formula

Each college will receive the same allocation as in 2023-24. The funding formula remains unchanged: \$2 million in base funding + \$8.822 million distributed proportionately based on student certifications.

### Purpose of Funds

Funds are provided for colleges to establish and maintain a high functioning, student-centered Veterans Resource Center (VRC).

### 2024-25 Spending Guidelines

Annual allocations of funds under this program may only be used toward meeting or making progress toward meeting the [VRC Minimum Standards](#) established by the Chancellor's Office. The VRC Minimum Standards are updated periodically to include new state and federal legislative requirements.

### Reporting Requirements

Annual MIS Reporting [SG01](#) and [SG02](#)

Veterans Affairs Annual Reporting Fee Letter (ARF) - submit a copy of your college's ARF with student Veterans Affairs (VA) certifications for calendar year 2024 by May 1, 2025 to [Veterans@CCCCO.edu](mailto:Veterans@CCCCO.edu) – Redact all student identifying information.

### Contact

For questions, please contact Heather McClenahen at [HMcClenahen@CCCCO.edu](mailto:HMcClenahen@CCCCO.edu).

### Additional Resources



[July 2, 2024 Memo: Veterans Resource Center Funding Formula – Change to Data Source and Its Impacts on Funding Allocations](#)



[VRC Minimum Standards](#)



[Vision Aligned Reporting \(VAR\)](#)



[Veterans Program VAR Manual](#)



To be added to the vet-all listserv, follow the instructions [here](#).

## Veterans Resource Center Allocation Table

District	College	Allocation
Allan Hancock	Allan Hancock College	\$76,924
Antelope Valley	Antelope Valley College	\$88,692
Barstow	Barstow Community College	\$39,904
Butte	Butte College	\$99,233
Cabrillo	Cabrillo College	\$52,653
Cerritos	Cerritos College	\$101,194
Chabot-Las Positas	Chabot College	\$81,091
Chabot-Las Positas	Las Positas College	\$128,653
Chaffey	Chaffey College	\$96,782
Citrus	Citrus College	\$97,027

District	College	Allocation
Coast	Coastline College	\$101,686
Coast	Golden West College	\$77,660
Coast	Orange Coast College	\$140,175
Compton	Compton College	\$19,066
Contra Costa	Contra Costa College	\$43,582
Contra Costa	Diablo Valley College	\$123,995
Contra Costa	Los Medanos College	\$96,537
Copper Mountain	Copper Mountain College	\$41,376
Desert	College of the Desert	\$80,111
El Camino	El Camino College	\$115,169
Feather River	Feather River College	\$21,272
Foothill-De Anza	De Anza College	\$97,027
Foothill-De Anza	Foothill College	\$56,821
Gavilan	Gavilan College	\$63,440
Glendale	Glendale Community College	\$60,988
Grossmont-Cuyamaca	Cuyamaca College	\$122,769
Grossmont-Cuyamaca	Grossmont College	\$228,434
Hartnell	Hartnell College	\$47,504
Imperial	Imperial Valley College	\$36,227
Kern	Bakersfield College	\$127,673
Kern	Cerro Coso Community College	\$48,240
Kern	Porterville College	\$30,343
Lake Tahoe	Lake Tahoe Community College	\$24,704
Lassen	Lassen College	\$24,214

District	College	Allocation
Long Beach	Long Beach City College	\$188,963
Los Angeles	East Los Angeles College	\$88,936
Los Angeles	Los Angeles City College	\$80,357
Los Angeles	Los Angeles Harbor College	\$50,201
Los Angeles	Los Angeles Mission College	\$47,260
Los Angeles	Los Angeles Pierce College	\$84,278
Los Angeles	Los Angeles Trade-Tech College	\$92,615
Los Angeles	Los Angeles Valley College	\$76,188
Los Angeles	Los Angeles Southwest College	\$40,150
Los Angeles	West Los Angeles College	\$72,756
Los Rios	American River College	\$220,098
Los Rios	Cosumnes River College	\$103,401
Los Rios	Folsom Lake College	\$83,544
Los Rios	Sacramento City College	\$131,840
Marin	College of Marin	\$25,195
Mendocino-Lake	Mendocino College	\$31,324
Merced	Merced College	\$65,402
MiraCosta	MiraCosta College	\$207,350
Monterey	Monterey Peninsula College	\$65,646
Mt. San Antonio	Mt. San Antonio College	\$181,115
Mt. San Jacinto	Mt. San Jacinto College	\$260,795
Napa Valley	Napa Valley College	\$53,878
North Orange County	Cypress College	\$108,795
North Orange County	Fullerton College	\$133,066

District	College	Allocation
Ohlone	Ohlone College	\$47,750
Palo Verde	Palo Verde College	\$22,253
Palomar	Palomar College	\$368,421
Pasadena Area	Pasadena City College	\$104,873
Peralta	College of Alameda	\$43,091
Peralta	Berkeley City College	\$48,485
Peralta	Laney College	\$54,859
Peralta	Merritt College	\$41,130
Rancho Santiago	Santa Ana College	\$119,582
Rancho Santiago	Santiago Canyon College	\$51,917
Redwoods	College of the Redwoods	\$59,028
Rio Hondo	Rio Hondo College	\$78,395
Riverside	Moreno Valley College	\$95,310
Riverside	Norco College	\$74,227
Riverside	Riverside City College	\$124,976
San Bernardino	Crafton Hills College	\$57,311
San Bernardino	San Bernardino Valley College	\$103,647
San Diego	San Diego City College	\$226,962
San Diego	San Diego Mesa College	\$321,840
San Diego	San Diego Miramar College	\$260,059
San Francisco	City College of San Francisco	\$359,105
San Joaquin Delta	San Joaquin Delta College	\$81,827
San Jose-Evergreen	Evergreen Valley College	\$54,614
San Jose-Evergreen	San Jose City College	\$58,782

District	College	Allocation
San Luis Obispo County	Cuesta College	\$51,672
San Mateo County	Cañada College	\$57,065
San Mateo County	College of San Mateo	\$96,782
San Mateo County	Skyline College	\$88,201
Santa Barbara	Santa Barbara City College	\$66,627
Santa Clarita	College of the Canyons	\$135,763
Santa Monica	Santa Monica College	\$114,434
Sequoias	College of the Sequoias	\$70,304
Shasta-Tehama-Trinity	Shasta College	\$90,653
Sierra	Sierra College	\$151,698
Siskiyou	College of the Siskiyous	\$32,795
Solano County	Solano Community College	\$114,924
Sonoma County	Santa Rosa Junior College	\$108,795
South Orange County	Irvine Valley College	\$83,788
South Orange County	Saddleback College	\$126,202
Southwestern	Southwestern College	\$285,066
State Center	Clovis College	\$61,479
State Center	Fresno City College	\$133,311
State Center	Madera College	\$18,821
State Center	Reedley College	\$81,337
Ventura County	Moorpark College	\$75,698
Ventura County	Oxnard College	\$72,756
Ventura County	Ventura College	\$105,117
Victor Valley	Victor Valley College	\$126,692

District	College	Allocation
West Hills	Coalinga College	\$18,821
West Hills	Lemoore College	\$57,556
West Kern	Taft College	\$30,343
West Valley-Mission	Mission College	\$49,957
West Valley-Mission	West Valley College	\$45,543
Yosemite	Columbia College	\$33,775
Yosemite	Modesto Junior College	\$84,769
Yuba	Woodland Community College	\$37,453
Yuba	Yuba College	\$71,040
<b>Total</b>		<b>\$10,822,000</b>

## **ZERO TEXTBOOK COST DEGREE GRANT PROGRAM**

### **Total Allocation**

\$23,000,000 – Planning and Implementation grants

\$21,260,672 – Zero Textbook Cost (ZTC) Acceleration grants to date

\$66,404,328 – Remaining funds available for awards after technical assistance expenses

### **Revenue Recognition**

Restricted, 8620 – General Categorical Programs

### **Funding Formula**

All colleges received \$20,000 for the Planning grant in June 2022 and \$180,000 for the Implementation grant in March 2023 for development and implementation of at least one ZTC degree or Career and Technical Education (CTE) certificate program pathway. ZTC Acceleration grants of up to \$200,000 were awarded colleges that applied in Fall 2023 (see memo [ESS 23-37](#)) and met legislative requirements. Acceleration II, OER Expansion and ZTC Impact grants are available in NOVA until Dec. 16, 2024 (see memo [ESLEI 24-30](#)).

### **Purpose of Funds**

The intent of the legislation is for community colleges to develop and implement zero-textbook-cost degrees and CTE certificates that are non-duplicative, sustainable and reduce the overall cost of education for students and decrease the time it takes students to complete degree and CTE certificate programs.

### **2024-25 Spending Guidelines**

Allocation of funds under this program may only be used toward development and implementation of at minimum one ZTC degree or CTE certificate pathway for each grant received. Each degree developed and implemented must be clearly identified in college catalogs and in class schedules. Grant recipients may use funds to obtain professional development and technical assistance to assist in the development of degrees. Funds cannot be used toward activities outside the development and implementation of ZTC program pathways; however, indirect cost that is reasonable and justified is allowable.

### **Reporting Requirements**

ZTC Acceleration II, ZTC OER Expansion and ZTC Impact Grant program plans are available in NOVA as of July 2024. Colleges are encouraged to submit program plans for these funding opportunities before the Dec. 16, 2024 deadline to be considered for additional ZTC Degree Grant Program funds.



Reporting Deadline	Reporting Type	Activity Period
Dec. 31, 2024	First Progress Report & Fiscal Report Due	Jan. 1, 2023 - Dec. 31, 2024
Dec. 31, 2025	Second Progress Report & Fiscal Report Due	Jan. 1, 2024 - Dec. 31, 2025
Dec. 31, 2026	Final Data Report & Final Fiscal Report Due	Jan. 1, 2024 - Dec. 31, 2026

## Contact

For questions, please contact Chad Funk at [CFunk@CCCCO.edu](mailto:CFunk@CCCCO.edu).

## Additional Resources



Guidance Memo ZTC Additional Updates and Acceleration Grants [ESS 23-37](#)



Guidance Memo ZTC Acceleration II, Impact and OER Expansion Grants

[ESLEI 24-30](#)



Legislation: [Zero-Textbook-Cost Degree Grant Program \[78050 - 78052\]](#)

## Zero Textbook Cost Degree Grant Program Allocation Table

District	College	Planning/ Implement- ation Grants	Acceler- ation Grant	Acceler- ation II Grant*	OER Expansion Grant*	Amount
Allan Hancock	Allan Hancock College	\$200,000	\$128,354			\$328,354
Antelope Valley	Antelope Valley College	\$200,000	-			\$200,000

District	College	Planning/ Implemen- tation Grants	Acceler- ation Grant	Acceler- ation II Grant*	OER Expansion Grant*	Amount
Barstow	Barstow Community College	\$200,000	\$90,000			\$290,000
Butte	Butte College	\$200,000	\$138,883			\$338,883
Cabrillo	Cabrillo College	\$200,000	\$261,570			\$461,570
Cerritos	Cerritos College	\$200,000	\$325,000			\$525,000
Chabot-Las Positas	Chabot College	\$200,000	\$296,178	\$600,000	\$60,000	\$1,156,178
Chabot-Las Positas	Las Positas College	\$200,000	\$25,000			\$225,000
Chaffey	Chaffey College	\$200,000	\$100,000			\$300,000
Citrus	Citrus College	\$200,000	\$50,000			\$250,000
Coast	Coastline College	\$200,000	\$205,266			\$405,266
Coast	Golden West College	\$200,000	\$239,040			\$439,040
Coast	Orange Coast College	\$200,000	-			\$200,000
Compton	Compton College	\$200,000	-			\$200,000
Contra Costa	Contra Costa College	\$200,000	\$25,000			\$225,000
Contra Costa	Diablo Valley College	\$200,000	\$700,000			\$900,000
Contra Costa	Los Medanos College	\$200,000	-			\$200,000
Copper Mountain	Copper Mountain College	\$200,000	-			\$200,000
Desert	College of the Desert	\$200,000	\$168,750			\$368,750
El Camino	El Camino College	\$200,000	\$400,000			\$600,000

District	College	Planning/ Implemen- tation Grants	Acceler- ation Grant	Acceler- ation II Grant*	OER Expansion Grant*	Amount
Feather River	Feather River College	\$200,000	-			\$200,000
Foothill-De Anza	De Anza College	\$200,000	\$275,000			\$475,000
Foothill-De Anza	Foothill College	\$200,000	-			\$200,000
Gavilan	Gavilan College	\$200,000	-			\$200,000
Glendale	Glendale Community College	\$200,000	-			\$200,000
Grossmont-Cuyamaca	Cuyamaca College	\$200,000	\$1,150,000			\$1,350,000
Grossmont-Cuyamaca	Grossmont College	\$200,000	\$75,000			\$275,000
Hartnell	Hartnell College	\$200,000	\$225,000			\$425,000
Imperial	Imperial Valley College	\$200,000	-			\$200,000
Kern	Bakersfield College	\$200,000	\$50,000			\$250,000
Kern	Cerro Coso Community College	\$200,000	\$182,500			\$382,500
Kern	Porterville College	\$200,000	\$200,000			\$400,000
Lake Tahoe	Lake Tahoe Community College	\$200,000	-			\$200,000
Lassen	Lassen College	\$200,000	-			\$200,000
Long Beach	Long Beach City College	\$200,000	\$150,000			\$350,000
Los Angeles	East Los Angeles College	\$200,000	\$780,574			\$980,574
Los Angeles	Los Angeles City College	\$200,000	\$350,000			\$550,000

District	College	Planning/ Implemen- tation Grants	Acceler- ation Grant	Acceler- ation II Grant*	OER Expansion Grant*	Amount
Los Angeles	Los Angeles Harbor College	\$200,000	-			\$200,000
Los Angeles	Los Angeles Mission College	\$200,000	\$300,000			\$500,000
Los Angeles	Los Angeles Pierce College	\$200,000	\$270,774			\$470,774
Los Angeles	Los Angeles Trade-Tech College	\$200,000	-			\$200,000
Los Angeles	Los Angeles Valley College	\$200,000	\$225,000			\$425,000
Los Angeles	Los Angeles Southwest College	\$200,000	\$130,000			\$330,000
Los Angeles	West Los Angeles College	\$200,000	\$600,000			\$800,000
Los Rios	American River College	\$200,000	\$150,000			\$350,000
Los Rios	Cosumnes River College	\$200,000	\$818,576			\$1,018,576
Los Rios	Folsom Lake College	\$200,000	\$25,000			\$225,000
Los Rios	Sacramento City College	\$200,000	\$20,000			\$220,000
Marin	College of Marin	\$200,000	-			\$200,000
Mendocino-Lake	Mendocino College	\$200,000	\$75,000			\$275,000
Merced	Merced College	\$200,000	\$150,000			\$350,000
MiraCosta	MiraCosta College	\$200,000	\$1,112,428			\$1,312,428
Monterey	Monterey Peninsula College	\$200,000	-			\$200,000

District	College	Planning/ Implemen- tation Grants	Acceler- ation Grant	Acceler- ation II Grant*	OER Expansion Grant*	Amount
Mt. San Antonio	Mt. San Antonio College	\$200,000	\$164,387			\$364,387
Mt. San Jacinto	Mt. San Jacinto College	\$200,000	\$50,000			\$250,000
Napa Valley	Napa Valley College	\$200,000	\$25,000			\$225,000
North Orange County	Cypress College	\$200,000	\$165,500			\$365,500
North Orange County	Fullerton College	\$200,000	-			\$200,000
Ohlone	Ohlone College	\$200,000	\$50,000			\$250,000
Palo Verde	Palo Verde College	\$200,000	\$75,000			\$275,000
Palomar	Palomar College	\$200,000	\$804,238			\$1,004,238
Pasadena Area	Pasadena City College	\$200,000	\$465,000			\$665,000
Peralta	College of Alameda	\$200,000	\$810,000			\$1,010,000
Peralta	Berkeley City College	\$200,000	\$100,000			\$300,000
Peralta	Laney College	\$200,000	\$25,000			\$225,000
Peralta	Merritt College	\$200,000	\$50,000			\$250,000
Rancho Santiago	Santa Ana College	\$200,000	\$409,731			\$609,731
Rancho Santiago	Santiago Canyon College	\$200,000	-			\$200,000
Redwoods	College of the Redwoods	\$200,000	-			\$200,000
Rio Hondo	Rio Hondo College	\$200,000	\$258,240			\$458,240
Riverside	Moreno Valley College	\$200,000	91,696			\$291,696

District	College	Planning/ Implemen- tation Grants	Acceler- ation Grant	Acceler- ation II Grant*	OER Expansion Grant*	Amount
Riverside	Norco College	\$200,000	\$249,307			\$449,307
Riverside	Riverside City College	\$200,000	\$50,000			\$250,000
San Bernardino	Crafton Hills College	\$200,000	\$78,500			\$278,500
San Bernardino	San Bernardino Community College	\$200,000	\$75,000			\$275,000
San Diego	San Diego City College	\$200,000	\$224,976			\$424,976
San Diego	San Diego Mesa College	\$200,000	\$250,000			\$450,000
San Diego	San Diego Miramar College	\$200,000	\$199,873			\$399,873
San Francisco	City College of San Francisco	\$200,000	\$150,000			\$350,000
San Joaquin Delta	San Joaquin Delta College	\$200,000	-			\$200,000
San Jose- Evergreen	Evergreen Valley College	\$200,000	\$50,000			\$250,000
San Jose- Evergreen	San Jose City College	\$200,000	\$25,000			\$225,000
San Luis Obispo County	Cuesta College	\$200,000	-			\$200,000
San Mateo County	Cañada College	\$200,000	\$50,000			\$250,000
San Mateo County	College of San Mateo	\$200,000	\$25,000			\$225,000
San Mateo County	Skyline College	\$200,000	-			\$200,000
Santa Barbara	Santa Barbara City College	\$200,000	-			\$200,000

District	College	Planning/ Implemen- tation Grants	Acceler- ation Grant	Acceler- ation II Grant*	OER Expansion Grant*	Amount
Santa Clarita	College of the Canyons	\$200,000	\$600,000			\$800,000
Santa Monica	Santa Monica College	\$200,000	\$600,000			\$800,000
Sequoias	College of the Sequoias	\$200,000	\$25,000			\$225,000
Shasta-Tehama-Trinity	Shasta College	\$200,000	\$187,091			\$387,091
Sierra	Sierra College	\$200,000	\$222,500			\$422,500
Siskiyou	College of the Siskiyous	\$200,000	-			\$200,000
Solano County	Solano Community College	\$200,000	-			\$200,000
Sonoma County	Santa Rosa Junior College	\$200,000	-			\$200,000
South Orange	Irvine Valley College	\$200,000	\$121,870			\$321,870
South Orange	Saddleback College	\$200,000	-			\$200,000
Southwestern	Southwestern College	\$200,000	\$485,149			\$685,149
State Center	Clovis College	\$200,000	\$25,000			\$225,000
State Center	Fresno City College	\$200,000	\$475,000			\$675,000
State Center	Madera College	\$200,000	\$128,866			\$328,866
State Center	Reedley College	\$200,000	\$50,000			\$250,000
Ventura County	Moorpark College	\$200,000	\$83,100			\$283,100
Ventura County	Oxnard College	\$200,000	-			\$200,000
Ventura County	Ventura College	\$200,000	\$200,000			\$400,000

District	College	Planning/ Implemen- tation Grants	Acceler- ation Grant	Acceler- ation II Grant*	OER Expansion Grant*	Amount
Victor Valley	Victor Valley College	\$200,000	\$350,000			\$550,000
West Hills	Coalinga College	\$200,000	-	\$200,000	60,000	\$460,000
West Hills	Lemoore College	\$200,000	\$389,883		\$60,000	\$649,883
West Kern	Taft College	\$200,000	\$425,000			\$625,000
West Valley- Mission	Mission College	\$200,000	\$225,000			\$425,000
West Valley- Mission	West Valley College	\$200,000	\$250,000			\$450,000
Yosemite	Columbia College	\$200,000	-			\$200,000
Yosemite	Modesto Junior College	\$200,000	\$517,742			\$717,742
Yuba	Woodland Community College	\$200,000	-			\$200,000
Yuba	Yuba College	\$200,000	\$480,130			\$680,130
<b>Total</b>		<b>\$23,000,000</b>	<b>\$21,280,672</b>	<b>\$800,000</b>	<b>\$180,000</b>	<b>\$45,260,672</b>

\* Funds for Acceleration II Grants and OER Expansion Grants are approved, certified and awaiting allocation



## **Guidance to Be Released Soon**

English Language Learner (ELL) Healthcare Pathways

Puente

Rebuilding Nursing Infrastructure Grant Program

# Accounting Advisories

## **REAPPROPRIATION OF STRONG WORKFORCE PROGRAM AND STUDENT SUCCESS COMPLETION GRANT FUNDS**

This accounting advisory provides information on the return of funds from districts for the 2020-21 Strong Workforce Program and 2022-23 Student Success Completion Grant Program.

### **Reappropriation of Funds**

The 2024 Budget Act reappropriates \$18.8 million in unspent 2020-21 Strong Workforce funds and \$21.3 million in unused 2022 Student Success Completion Grant funds, depending on the actual amounts available as of June 30, 2024. These funds have already been distributed to districts and regions; therefore, the Chancellor's Office will be returning these funds from districts through the apportionment process in September 2024 for reappropriation.

Districts must confirm balances available for reappropriation as of June 30, 2024, in coordination with Financial Aid Officers and management from the Strong Workforce Program and Regional Consortia. Please ensure accuracy, as the verified available balances will be returned to the Chancellor's Office as a component of the September 2024 apportionment payment.

The reappropriations will be reflected in Apportionment Exhibit A as a Prior Year Categorical Adjustment at the revised 2024-25 Advance Apportionment September 2024.

### **Background Program Information**

#### **Strong Workforce Program**

The 2020 Budget Act provided \$235 million in Strong Workforce funding to all districts aiming to increase student enrollment in high-demand, high-wage job programs and improve program quality. This funding ensures more students complete their programs, transfer, find employment, and increase their earnings. The funding is divided into 60% Local Share for each district and 40% Regional Share, with regional consortia focusing on the state's eight macro-economic regions.

#### **Student Success Completion Grant Program**

The 2022 Budget Act appropriated \$412.602 million in ongoing local assistance to support the Community College Success Completion Grant. This grant aims to support student persistence, retention, and success by providing students additional assistance to full-time community college students. This funding is direct aid to students.

## **Financial Reporting Considerations**

Districts should consult their local accounting policies and confer with their contracted audit team to determine the appropriate treatment of the revenue reductions in their general ledger and for their 2023-24 financial statements. The net reduction in funds should be considered a payable to the Chancellor's Office.

## **SPENDING FLEXIBILITY AND REDUCTIONS TO PHYSICAL PLANT AND INSTRUCTIONAL SUPPORT AND RETENTION AND ENROLLMENT OUTREACH FUNDS**

The purpose of this accounting advisory is to provide information to districts related to flexibility in expenditures within certain funds and the reduction to 2022-23 physical plant and instructional support and retention and enrollment outreach allocations.

### **Flexibility in the Use of Funds**

The 2023 enacted budget includes provisions to allow community college districts more flexibility in the use of remaining one-time funds for the COVID-19 recovery block grant, retention and enrollment outreach, and the physical plant and instructional support program (sometimes referred to as the deferred maintenance program). In the context of the material reduction in the physical plant and instructional support program, remaining one-time funds provided to districts for retention and enrollment outreach, the COVID-19 Recovery Block Grant, and physical plant and instructional support programs can be used for any of these purposes. The amount remaining is roughly \$1.1 billion.

### **Physical Plant and Instructional Support Reduction**

The 2022 Budget Act included \$840.7 million in one-time funds for 2022-23 to address deferred maintenance and energy efficiency projects across the system. The 2023 Budget Act reduces that appropriation for 2022-23 by \$500 million to \$340.7 million but appropriates \$5.7 million one-time for the 2023-24 fiscal year, resulting in a total of \$346.4 million available across 2022-23 and 2023-24.

The reduction in 2022-23 funding and the 2023-24 allocation will be applied proportionally based on the district's share of the original total 2022-23 allocation. For details on the reduction for each district, please refer to the table: [Physical Plant and Instructional Support – Summary of Revised Allocation](#).

### **Retention and Enrollment Outreach Fund Reduction**

The 2022 Budget Act included \$150 million in one-time funds for student retention and recruitment activities, of which \$15 million is set-aside for systemwide efforts through a district agreement. The 2023 Budget Act reduces that appropriation for 2022-23 by \$55.4 million to \$94.6 million but appropriates \$50 million one-time for 2023-24 to continue college efforts to increase student retention rates and enrollment. The reduction in 2022-23 funding and the 2023-24 allocation will be applied proportionally based on the

district's share of the original total 2022-23 allocation. For details on the reduction for each district, please refer to the table: [Retention and Enrollment Outreach – Summary of Revised Allocation](#).

### **Financial Reporting Considerations**

If a district determines that funds originally provided for the COVID-19 recovery block grant, physical plant and instructional support, or retention and enrollment outreach are to be expended for one of the other programs, a transfer between program funds should be made in the total amount of previous or intended spending, beginning with expenditures made on or after July 1, 2022. In this way, expenditures can be recorded and attributed to the program with which they most align. For example, if a district has COVID-19 recovery block grant funds remaining, they can transfer those funds for use for retention and enrollment efforts or for costs related to physical plant and instructional support.

Districts should consult their local accounting policies and confer with their contracted audit team to determine the appropriate treatment of the revenue reductions in their general ledger and for their 2022-23 financial statements. The net reduction in funds should be considered a payable to the Chancellor's Office.

### **2022-23 (Prior-Year) Allocation Reduction Methodology**

The Chancellor's Office will adjust the 2022-23 program allocations to account for the reduction of 2022-23 funds and the additional funds from the 2023 enacted budget. The changes will be reflected in Apportionment Exhibit A as a Prior Year Categorical Adjustment at the revised 2023-24 Advance Apportionment in September or October 2023. We are currently working with the State Controller's Office to verify both the timing of the initial certification of the reductions and the number of months over which we can spread the resulting pull back of funds. Our goal is to reduce the burden on district cash flow as much as possible while working within state policy and operational parameters.

# Appendices

## APPENDIX A: EFFECTIVE USE OF PROPOSITION 98 FUNDS AND IMPACT TO CATEGORICAL FUNDS

This section describes the Chancellor's Office's policy regarding the spend down of Proposition 98 funds at the local level. For Proposition 98 funds without specific statutory or programmatic expenditure deadlines issued by the Chancellor's Office, districts are not required to spend down Proposition 98 funds within the same year of allocation. In such cases, colleges no longer need to make carryover requests for unspent funds from year to year to the Chancellor's Office.

The Chancellor's Office will inform districts via guidance when expenditure deadlines apply. For example, the Chancellor's Office issued guidance memos for certain grants and Workforce and Economic Development programs, including details such as expenditure deadlines. Additionally, for grants funded by the Chancellor's Office, unless otherwise specified, colleges may request for grant extensions where applicable, via their program monitors.

This policy change reaffirms the Chancellor's Office's commitment to subsidiarity and providing colleges with maximum flexibility to support student success. At the same time, it is important to note that the Chancellor's Office has an obligation and responsibility to provide oversight for all encumbered Proposition 98 funds. It must and will continue to ensure colleges are spending funds in a reasonable amount of time and doing all possible to address student and local needs with these dollars. As a result, the Chancellor's Office strongly encourages and requests college districts to apply the following principles when making decisions on Proposition 98 funds allocated to them:

- Colleges should do all possible to spend down funds within the same year allocated to advance the intended purposes of the respective programs, even if not specifically required.
- If funds are not fully expended within the same year of allocation, the remaining funds should be the first funds expended in the following year.
- Funds should be prioritized to maximize services to students, including, where allowable, in the form of direct aid to students.

The Chancellor's Office will closely monitor colleges' spending and reach out to college program contacts to discuss options if funds are not fully expended within a reasonable amount of time. It reserves the right to take actions, including holding back subsequent year allocations, to avoid the unreasonable accumulation of funds.

This policy change does not impact the spend down rules of any non-Proposition 98 funds or statutorily required spend down rules. It also does not impact any program specific



reporting and other deadlines. The Chancellor’s Office is committed to supporting the field in its implementation of this updated policy and will provide additional guidance and technical assistance. Please feel free to contact your Chancellor’s Office program representative with any questions.

Program directors are encouraged to work with their district and college business office to ensure that prior year funding is expended before current fiscal year allocations. Please see the chart below for more detail on categorical programs with specific expenditure guidelines.

### Prop 98 Categorical Programs Expenditure Guidelines

Categorical programs with specific expenditure deadlines called out in statute are described below.

Program	Impact
<b>Basic Needs Center</b>	If funds are not fully expended after two years from the initial allocation date, the Chancellor’s Office may request a budget plan of action to ensure funds are fully utilized.
<b>Basic Needs Services – One-Time Payment: Phase Two Funding</b>	If funds are not fully expended after two years from the initial allocation date, the Chancellor’s Office may request a budget plan of action to ensure funds are fully utilized.
<b>California College Promise (AB 19)</b>	If funds are not fully expended after two years from the initial allocation date, the Chancellor's Office will request a budget plan of action to ensure funds are utilized to support students. Promise funds may be used as direct aid to students, so colleges should assess and address any unmet needs of their current students.

Program	Impact
<b>CalWORKs</b>	CalWORKs funding consists of Proposition 98 funds and federal TANF funds. If Proposition 98 funds are not fully expended by the end of the second year of the allocation, the Chancellor's Office will request a budget plan of action to ensure funds are spent in a timely manner to support students. Federal TANF funds cannot be carried into the following fiscal year and must be spent in the fiscal year in which they are allocated. Proposition 98 Work Study funds from your college's original allocation that are carried into the following fiscal year cannot be transferred and must remain in Work Study. Year-end expenditure reports will still be due annually.
<b>Campus Childcare Tax Bailout</b>	Funds must be used only for the purpose of community college childcare and development programs and should be maximized each year to meet the childcare needs of current students.
<b>CARE (Cooperative Agencies Resources for Education)</b>	If funds are not fully expended after two years from the initial allocation date, the Chancellor's Office will request a budget plan of action to ensure funds are spent in a timely manner to support students. Year-end expenditure reports will still be due annually.
<b>COVID Recovery Block Grant</b>	There is no legislative deadline to expend the funds; however, districts must report on use of funds to the Chancellor's Office by December 2023.
<b>DSPS (Disabled Student Programs and Services)</b>	If funds are not fully expended after two years from the initial allocation date, the Chancellor's Office will request a budget plan of action to ensure funds are spent in a timely manner to support students. College effort will continue to be considered as an annual contribution based on the fiscal year in which funds are allocated. ATP funds spent in the second fiscal year must still be applied to applicable allowable expenditures. DHH funds spent in the second fiscal year must still apply to DHH allowable expenditures with a 4:1 match. Year-end expenditure reports will still be due annually.
<b>Dream Resource Liaison Support Funds</b>	If funds are not fully expended after two years from the initial allocation date, the Chancellor's Office may request a budget plan of action to ensure funds are fully utilized to support undocumented students.

Program	Impact
<b>EOPS (Extended Opportunity Program and Services)</b>	If funds are not fully expended after two years from the initial allocation date, the Chancellor's Office will request a budget plan of action to ensure funds are spent in a timely manner to support students. Colleges must meet minimum obligations for district match, category C and textbook expenditures within the fiscal year the funds are allocated. Year-end expenditure reports will still be due annually.
<b>Financial Aid Technology Funds</b>	If funds are not fully expended after two years from the initial allocation date, the Chancellor's Office will request a budget plan of action to ensure funds are spent in a timely manner to support students. Colleges are still required to report final expenditure annually in SSARCC.
<b>FKCE (Foster and Kinship Care Education)</b>	FKCE funding consists of Proposition 98 funds and Federal Title IV-E funds. If Proposition 98 are not fully expended after two years from the initial allocation date, the Chancellor's Office will request a budget plan of action to ensure funds are spent in a timely manner to support students. Federal Title IV-E funds cannot be carried into the following fiscal year.
<b>HHIP (California Community Colleges Homeless and Housing Insecurity Pilot)</b>	If funds are not fully expended after two years from the initial allocation date, the Chancellor's Office will request a budget plan of action to ensure funds are spent in a timely manner to support students. Final year-end expenditure information will still be due annually on year-end reports.
<b>Mental Health Program</b>	If funds are not fully expended after two years from the initial allocation date, the Chancellor's Office may request a budget plan of action to ensure funds are utilized. If after three years fiscal years, there are remaining funds, the Chancellor's Office may pull back funds to re-distribute systemwide.

Program	Impact
<b>NextUp</b>	If funds are not fully expended after two years from the initial allocation date, the Chancellor's Office will request a budget plan of action to ensure funds are fully utilized to support foster youth. Final year-end expenditure reports will still be due annually. NextUp coordinators are encouraged to work with their district/college business office to ensure that prior year funding is expended before current fiscal year allocations.
<b>Part-Time Faculty Compensation</b>	If a district achieves parity, its allocation may be used for any other educational purpose.
<b>Physical Plant and Instructional Support</b>	The 2022 Higher Education Trailer Bill (AB 183, SEC. 55, 2022) requires the funds for Physical Plant and Instructional Support to be encumbered or expended by June 30, 2027.
<b>Retention and Enrollment Outreach</b>	If funds are not fully expended after two years from the initial allocation date, the Chancellor's Office may request a budget plan of action to ensure funds are fully utilized.
<b>SEA (Student Equity and Achievement) Program</b>	The existing two-year expenditure cycle for the SEA Program annual allocations will remain unchanged. Expenditures will continue to be reported in NOVA for term-end expenditure reporting and the SEA Annual Report.
<b>SFAA-BFAP (Student Financial Aid Administration – Board Financial Aid Program)</b>	If funds are not fully expended within the same year of allocation, the Chancellor's Office will request a budget plan of action to ensure funds are fully utilized to support financial aid office administration. Colleges are still required to maintain a minimum Maintenance of Effort (MOE) financial aid administrative annual spending level as specified in the budget act. Any college that fails to meet the MOE in any fiscal year is subject to a dollar-for-dollar penalty against the college's BFAP 2% funding (unrestricted) in current and future years. Annual reporting of final expenditures in SSARCC is required.

Program	Impact
<b>SSCG (Student Success Completion Grant)</b>	Colleges are expected to award and disburse SSCG funds to all eligible Cal Grant B and C students during the year funds are allocated. At the end of the award year, colleges should reevaluate student eligibility to determine if students are eligible for the maximum SSCG award amount based on the number of units completed. In the case where there are more funds than eligible students, colleges are expected to spend all funds within two years from the year in which SSCG funds are allocated. If funds are not fully expended after two years from the initial allocation date, the Chancellor's Office may reallocate undisbursed funds or request a budget plan of action to ensure funds are fully utilized to support students.
<b>VRC (Veteran Resource Centers) Funds</b>	If funds are not fully expended after two years from the initial allocation date, the Chancellor's Office will request a budget plan of action to ensure funds are fully utilized to support veteran students.

The Chancellor's Office is committed to supporting the field in its implementation of this updated policy and will provide additional guidance and technical assistance as needed. Please feel free to contact your Chancellor's Office program representative with any questions.

## APPENDIX B: SUMMARY OF CATEGORICAL PROGRAM ACCOUNTING

### Categorical Program Accounting Summary 2024-25

Program Name	Program Contact	Ongoing or One-Time	Revenue Control	Allocation Methodology	Match Requirement	Expenditure Deadline	Reporting Requirements
<b>Access to Print and Electronic Information</b>	Jennifer Tabb <a href="mailto:JTabb@CCCCO.edu">JTabb@CCCCO.edu</a> (916) 324-6073	Ongoing	Restricted 8620	Calculation was made by giving each college \$10K then splitting the rest based on overall student count from prior-prior MIS data.	N/A	N/A	Year-end expenditure reporting due each fall. Reported through SSARCC.
<b>Adult Education</b>	Gary Adams <a href="mailto:GAdams@CCCCO.edu">GAdams@CCCCO.edu</a> (916) 322-7079	Ongoing	Restricted 8620	Funds distributed based on the region's share of the statewide need for adult education, to support activities listed in their approved annual adult education three-year plan.	N/A	N/A	Consortium certified quarterly fiscal reporting into NOVA, student data reporting (quarterly or semester based), annual allocations, annual governance structure, various plan submissions: including long range (every 3 years), annual, district level work plan and budget.
<b>Affordable Student Housing Grants – Construction Grants</b>	Ronnie Slimp <a href="mailto:RSlimp@CCCCO.edu">RSlimp@CCCCO.edu</a> (916) 327-4415	Ongoing	Capital Outlay 6000	Funding for state approved Affordable Student Housing Construction Program to be supported through a Statewide Lease Revenue Bond. Intersegmental projects are to be funded through CSU or UC partner's lease revenue bond issuances. Santa Rosa Junior College and Napa Valley College remain funded through individual appropriations as approved by Legislature.	N/A	TBD	TBD

Program Name	Program Contact	Ongoing or One-Time	Revenue Control	Allocation Methodology	Match Requirement	Expenditure Deadline	Reporting Requirements
<b>Affordable Student Housing Grants – Planning Grants</b>	Ronnie Slimp <a href="mailto:RSlimp@CCCCO.edu">RSlimp@CCCCO.edu</a> (916) 327-4415	Ongoing	Restricted 8620 or Capital Outlay 6000	Individual appropriations as approved by Legislature.	N/A	June 30, 2027	TBD
<b>African American Male Education Network Development (A2MEND) Program</b>	Stephanie Ricks-Albert <a href="mailto:SRicksAl@CCCCO.edu">SRicksAl@CCCCO.edu</a> (916) 323-3093	Ongoing	Restricted 8690	The program allocation is split with 60% awarded to participating colleges (Charter) as a grant and 40% awarded to the A2MEND Organization (Vendor). Charters receive a \$10,000 base award amount plus a proportional share.	N/A	June 30, 2025	College Reporting: Report student participation through COMIS due 30 days after the end of each academic term.  Progress report due March 31, 2025.  Vendor Reporting: Progress Report due December 31, 2024.
<b>Apprenticeship Allowance (RSI)</b>	Carmen Payne <a href="mailto:CPayne@CCCCO.edu">CPayne@CCCCO.edu</a> 916-322-4004	Ongoing	Unrestricted 8610	Reimbursement-based system through which apprenticeship program sponsors (Community College Districts or Local Education Agencies) report seat time hours for each apprentice, paid at a specified hour rate effective July 1.	N/A	N/A	Quarterly and annual fiscal and programmatic reporting.
<b>Asian American, Native Hawaiian, and Pacific Islander Student Achievement Program (AANHPI SAP)</b>	Julie Olson <a href="mailto:JOlson@CCCCO.edu">JOlson@CCCCO.edu</a> (916) 327-8421	Ongoing	Restricted 8620	Each of the 50 eligible colleges will receive an equal amount of \$129,600.	N/A	N/A	Program Baseline report – due late Fall 2023. 2024-25 Planning Document – available January 2024 and due April 2024.

Program Name	Program Contact	Ongoing or One-Time	Revenue Control	Allocation Methodology	Match Requirement	Expenditure Deadline	Reporting Requirements
<b>Basic Needs Center</b>	Colleen Ganley <a href="mailto:CGanley@CCCCO.edu">CGanley@CCCCO.edu</a> (916) 323-3865; Mia Keeley <a href="mailto:MKeeley@CCCCO.edu">MKeeley@CCCCO.edu</a> (916) 327-5898	Ongoing	Restricted 8620	Each college receives \$130k, then 50% allocated on share of total headcount and 50% allocated on share of Pell recipients.	N/A	N/A	Term reporting in MIS Program Plan updates as requested by CO
<b>Basic Needs Services One-Time (Phase Three Funding)</b>	Colleen Ganley <a href="mailto:CGanley@CCCCO.edu">CGanley@CCCCO.edu</a> (916) 323-3865	One-Time	Restricted 8620	Each college receives \$150k, then 50% allocated on share of total headcount and 50% allocated on share of Pell recipients.	N/A	N/A	Term reporting in MIS Program Plan updates as requested by CO.
<b>Board Financial Aid Program (BFAP)</b>	Ruby Nieto <a href="mailto:RNieto@CCCCO.edu">RNieto@CCCCO.edu</a> (916) 322-4200	Ongoing	Unrestricted 8613	Allocation calculated based on recent full year reconciled MIS financial aid data identifying unduplicated CCPG recipients by college. See Allocation Methodology for details.	Yes. See Maintenance of Effort (MOE).		BFAP-SFAA Form 2: Mid-Year Report for P2 adjustments. BFAP- SFAA Form 3: Annual Report – This is a Final Expenditures Report in SSARCC.
<b>CalFresh Outreach</b>	Colleen Ganley <a href="mailto:CGanley@CCCCO.edu">CGanley@CCCCO.edu</a> (916) 323-3865	Ongoing	Restricted 8620	Each district receives \$25,000 with the remaining amount evenly divided by the number of students exempt from paying nonresident tuition and the number of CCPG fee waivers at each district.	N/A	N/A	Expenditure Report due Nov. 15, 2021.
<b>California Apprenticeship Initiative (CAI) New and Innovative Grant Programs</b>	Carmen Payne <a href="mailto:CPayne@CCCCO.edu">CPayne@CCCCO.edu</a> 916-322-4004	Ongoing	Unrestricted 8610	Competitive grant award.	N/A	N/A	Biannual fiscal and programmatic reporting



Program Name	Program Contact	Ongoing or One-Time	Revenue Control	Allocation Methodology	Match Requirement	Expenditure Deadline	Reporting Requirements
<b>California College Promise Program</b>	Mario Garza <a href="mailto:MGarza@CCCCO.edu">MGarza@CCCCO.edu</a> (916) 445-0487	Ongoing	Restricted 8620	Based on 1) Number of first-time, full-time non-California College Promise Grant students from the prior-prior year and the prior-prior-prior year. For example, for 2020-21, data from 2018-19 and 2017-18 is used. If there are remaining funds after (1) is calculated then, the remainder is split between (2) Pell Grant (90%) and (3) FTEs (10%).	N/A	N/A	Annual MIS Reporting.
<b>California Work Opportunities and Responsibility to Kids (CalWORKS)</b>	Nicole Alexander <a href="mailto:NAlexander@CCCCO.edu">NAlexander@CCCCO.edu</a> (916) 324-7913	Ongoing	Restricted 8620	Each college receives a base allocation of \$125,000, the remaining funds distributed based on prior-prior year MIS CalWORKs enrollment data. Programs are guaranteed 95% of prior year allocation.	25% employer match required for work-study wages.	N/A	Annual SSARCC expenditure report due Oct. 1, 2024. Annual MIS Reporting. Vision Aligned Reporting (VAR) due on Dec. 15, 2025.
<b>Campus Childcare Tax Bailout</b>	Rina Rojas <a href="mailto:RRojas@CCCCO.edu">RRojas@CCCCO.edu</a> (916) 324-2564	Ongoing	Restricted 8620	Funds will be allocated by the chancellor to community college districts that levied childcare permissive override taxes in the 1977–78 fiscal year in an amount proportional to the property tax revenues, tax relief subventions, and state aid required to be made available by the district to its childcare and development program, increased or decreased by any cost-of-living adjustment granted in subsequent fiscal years.	N/A	N/A	N/A

Program Name	Program Contact	Ongoing or One-Time	Revenue Control	Allocation Methodology	Match Requirement	Expenditure Deadline	Reporting Requirements
<b>California College Promise Grants (Formerly known as BOG Fee Waiver)</b>	Natalie Wagner NWagner@CCCCO.edu	Ongoing	Restricted 8620	There is no allocation for this because it is an entitlement program for students.	N/A	N/A	Annual MIS Reporting.
<b>Common Course Numbering</b>	<a href="mailto:Transfer@CCCCO.edu">Transfer@CCCCO.edu</a>	One-Time		Common Course Numbering (CCN) funds will be disbursed in 2023-24, following comprehensive planning for statewide implementation.	N/A	TBD	TBD
<b>Community College Pathway to Law School Initiative (CAL LAW)</b>	LaCandice Ochoa <a href="mailto:LOchoa@CCCCO.edu">LOchoa@CCCCO.edu</a>	One-Time	Restricted 8620	Awarded through a competitive Letter of Intent (LOI) application process.	N/A	Dec. 31, 2024	Grantees are required to submit implementation plans and reporting in the Chancellor's Office NOVA system on a semi-annual basis.
<b>Cooperative Agency Resource for Education (C.A.R.E.)</b>	Rubindar Kaur <a href="mailto:RKaur@CCCCO.edu">RKaur@CCCCO.edu</a> (916) 322-6817	Ongoing	Restricted 8620	Each college receives a base allocation of \$30,000, the remaining funds distributed based on the number of CARE students served. If the program receives a cost of living adjustment, all programs receive an equal amount based on the funding formula. Finally, each college is protected at 90% of their prior year allocation. If funds are not fully expended after two years from the initial allocation date, the Chancellor's Office will request a budget plan of action to ensure funds are spent in a timely manner to support students.	N/A	N/A	Annual MIS reporting is due Aug. 1, 2023. Annual SSARCC expenditure report is due Oct. 6, 2023.

Program Name	Program Contact	Ongoing or One-Time	Revenue Control	Allocation Methodology	Match Requirement	Expenditure Deadline	Reporting Requirements
<b>Coronavirus State Fiscal Recovery Fund (SFRF) Emergency Financial Aid Assistance Grants</b>	Mario Garza <a href="mailto:MGarza@CCCCO.edu">MGarza@CCCCO.edu</a> (916) 445-0487	One-Time	Restricted 8620	Each district allocation is proportional based on the number of 2019-20 CCPG fee waivers at each district.	N/A	June 30, 2024	Quarterly reporting to the Chancellor's Office via an online survey portal. Districts are required to report current period expenditures and an unduplicated count of students awarded in the current period.
<b>COVID Recovery Block Grant</b>	Lorena Romero <a href="mailto:LRomero@CCCCO.edu">LRomero@CCCCO.edu</a>	One-Time	Restricted 8690	Actual reported 2021-22 P2 FTES	N/A	N/A	Report on use of funds due December 2023. Reports on Part-Time Faculty Health Insurance metrics due March 1, 2023 and March 1, 2026.
<b>Culturally Responsive Pedagogy and Practices (CRPP) Grants</b>	Siria Martinez <a href="mailto:SMartinez@CCCCO.edu">SMartinez@CCCCO.edu</a> (916) 322-6819	One-Time	Restricted 8620	Half of the total awarded was delivered through apportionment or one-time payment as of May 2023. The remaining half will be delivered by June 2024.	N/A	June 30, 2025	First annual expenditure and progress report due Aug.31, 2024. Final expenditure and final report including overall project evaluation due Aug. 31, 2025
<b>Deaf and Hard of Hearing</b>	Jennifer Tabb <a href="mailto:JTabb@CCCCO.edu">JTabb@CCCCO.edu</a> (916) 324-6073	Ongoing	Restricted 8620	\$9.6 million allocated based on unmet need for serving deaf and hard of hearing students.	4:1 match	N/A	Year-end expenditure reporting due each fall. Reported through SSARCC.
<b>Disabled Student Program Services (D.S.P.S)</b>	Jennifer Tabb <a href="mailto:JTabb@CCCCO.edu">JTabb@CCCCO.edu</a> (916) 324-6073	Ongoing	Restricted 8620	There is a \$200,000 base for each college. The remaining funds are broken into headcount (90% of the funding) and expanded college effort (10% of the funding). This is year two of the five-year phased-in approach that puts into place protections and growth caps for colleges as the new funding formula is implemented.	N/A	N/A	Year-end expenditure reporting due each fall. Reported through SSARCC.

Program Name	Program Contact	Ongoing or One-Time	Revenue Control	Allocation Methodology	Match Requirement	Expenditure Deadline	Reporting Requirements
<b>Disaster Relief Emergency Student Financial Aid</b>	Gina Browne <a href="mailto:GBrowne@CCCCO.edu">GBrowne@CCCCO.edu</a> (916) 374-4744	Ongoing	Restricted 8620	The allocation funding formula evenly divides the \$11 million appropriation into two factors: (1) number of students exempt from paying nonresident tuition and (2) the number of CCPG fee waivers at each college.	N/A	Funding available through June 30, 2023.	On or before Jan. 20 each year, each community college that receives funding must report to the Chancellor's Office the number of students served, the total amount of financial aid provided, and the average award amount provided to qualifying students. A report template sent to colleges the first week of January. The Chancellor's Office is required to report the information received from community colleges to the Department of Finance and Joint Legislative Budget Committee on or before Jan. 30.
<b>Dreamer Liaison</b>	Heather McClenahen <a href="mailto:HMccClenahen@CCCCO.edu">HMccClenahen@CCCCO.edu</a> (916) 327-0075	Ongoing	Restricted 8620	Divides the \$11.6 million into 2 factors: Factor 1 - Base allocation \$5.8 million divided by 115 colleges. Factor 2 - divides \$5.8 million by FTE.	N/A		None.
<b>Economic and Workforce Development Program</b>	Lupe Maldonado <a href="mailto:LMaldonado@CCCCO.edu">LMaldonado@CCCCO.edu</a> (916) 322-2798	Ongoing	Restricted 8690	Funds were awarded through a competitive grant process.	Employer Engagement funding portion has a 25% match requirement.	June 30, 2026	Quarterly reporting in NOVA starting Oct. 30, 2023. Final report due Aug. 31, 2024.
<b>Economic and Workforce Development Program – Statewide Special Projects</b>	Cora Rainey <a href="mailto:CRainey@CCCCO.edu">CRainey@CCCCO.edu</a> (916) 324-3791	Ongoing	Restricted 8690	The only two community college-hosted Lead Centers in the state were selected for this funding.	Provide match funding on a 1:1 match basis using non-Chancellor's Office funds to	June 30, 2027	Annual reporting in NOVA starting in 2023. Final report due Aug. 31, 2027.

Program Name	Program Contact	Ongoing or One-Time	Revenue Control	Allocation Methodology	Match Requirement	Expenditure Deadline	Reporting Requirements
					State funds provided.		
<b>Emergency Financial Aid</b>	Billy Wagner <a href="mailto:MWagner@CCCCO.edu">MWagner@CCCCO.edu</a>	One-Time	Fund 74 Federal 8100	2019-20 AB 540 Student Totals + 2019-20 Promise Grant = Total Supplemental Data by District/Statewide Total x Total Allocation = District Allocation.	N/A	June 30, 2024	Districts report quarterly to the Chancellor's Office on use of funds, outcomes, and outputs.
<b>Emergency Financial Aid (Supplemental)</b>	Billy Wagner <a href="mailto:MWagner@CCCCO.edu">MWagner@CCCCO.edu</a>	One-Time	Fund 74 State 8600	Each district receives proportionate share based on number of students exempt from paying nonresident tuition.	N/A	TBD	TBD
<b>English Language Learner (ELL) Healthcare Pathways</b>	Mayra Diaz <a href="mailto:MDiaz@CCCCO.edu">MDiaz@CCCCO.edu</a> (916) 327-5357	One-Time	Restricted 8620	Each eligible consortium receives \$150,000. Remaining funding is distributed based on a formula that uses the following variables and weights: 50% ELL Students 50% ELL Resident	N/A	June 30, 2025	Report bi-annually on expenditures in NOVA.
<b>Equal Employment Opportunity</b>	Abdimalik Buul <a href="mailto:ABuul@CCCCO.edu">ABuul@CCCCO.edu</a>	Ongoing and One-Time	Restricted 8620	Each district that certified having met the Multiple Methods requirement by June 1, 2022, will receive through apportionment an equal share of the funds remaining in the EEO Fund after accounting for amounts necessary to fund the CCC Registry and other relevant Chancellor's Office priorities.	N/A	N/A	Expenditure and Performance Reports and Multiple Methods certification due annually.
<b>Equal Employment Opportunity Innovative Best Practices Grants</b>	Siria Martinez <a href="mailto:SMartinez@CCCCO.edu">SMartinez@CCCCO.edu</a> (916) 322-6819	One-Time	Restricted 8620	Grants will be awarded in two installments, 50% of funds will be awarded in Round 1 prior to the 2023-24 academic year. Round 2	N/A	June 30, 2025	First annual expenditure and progress report due April 30, 2024.

Program Name	Program Contact	Ongoing or One-Time	Revenue Control	Allocation Methodology	Match Requirement	Expenditure Deadline	Reporting Requirements
				funding is contingent upon successful performance toward outlined outcome measures and institutionalization of proposed interventions into the new EEO plan.			Final expenditure and final report including overall project evaluation due Aug. 31, 2025.
<b>Equitable Placement and Completion Grant Program</b>	<a href="mailto:AB705@CCCCO.edu">AB705@CCCCO.edu</a>	One-Time	Restricted 8690	<p>34% of funds as a base allocation to all community colleges.</p> <p>33% of funds to community colleges with below average enrollment in transfer-level mathematics or English courses.</p> <p>33% of funds to community colleges with below average success rates of students successfully completing transfer-level mathematics or English courses within one year of their first attempt in the discipline.</p>	N/A	June 30, 2026	Progress reports due annually by Aug. 30 from 2024 through 2026. Final report due Dec. 30, 2026.
<b>Ethnic Studies</b>	Leslie LeBlanc <a href="mailto:LLeblanc@CCCCO.edu">LLeblanc@CCCCO.edu</a>	One-time	Restricted 8620	The 2021-22 Budget Act appropriated \$5.6 million in one-time funds to be allocated to 115 colleges equally in the amount of \$48,695. Each college will receive the full amount through the advance Apportionment process in fiscal year 2023-24.	N/A	N/A	Year-end expenditure reporting is required through the Chancellor's Office NOVA system, by 5:00 p.m., Aug. 31, 2024.

Program Name	Program Contact	Ongoing or One-Time	Revenue Control	Allocation Methodology	Match Requirement	Expenditure Deadline	Reporting Requirements
<b>Extended Opportunities Programs and Services (EOPS)</b>	Rubindar Kaur <a href="mailto:RKaur@CCCCO.edu">RKaur@CCCCO.edu</a> (916) 322-6817	Ongoing	Restricted 8620	Each college receives a base allocation of \$150,000. Of the remaining funds, 90% is allocated based on total number of students served, 5% are allocated based on college effort, and 5% are allocated based on growth. Programs are protected at 95% of their prior year allocation, and any COLA is applied equally to all colleges last based on the funding formula. If funds are not fully expended after two years from the initial allocation date, the Chancellor's Office will request a budget plan of action to ensure funds are spent in a timely manner to support students.	District Match Required	N/A	Annual MIS reporting is due Aug. 1, 2023. Annual SSARCC expenditure report is due Oct. 6, 2023. Annual program plan is due Dec. 8, 2023.
<b>Financial Aid Technology</b>	Mario Garza <a href="mailto:MGarza@CCCCO.edu">MGarza@CCCCO.edu</a>	Ongoing	Restricted 8620	Funding allocated by using three factors (by college, district, and credit headcount). One-third of the total funding divided by 115 colleges, One-third of the total funding divided by 72 districts, and a fair share using prior-prior data.	N/A	NA	Final expenditure reporting in SSARCC.
<b>Foster Care Education (Foster and Kinship Care Education, FKCE)</b>	Rina Rojas <a href="mailto:RRojas@CCCCO.edu">RRojas@CCCCO.edu</a> (916) 324-2564	Ongoing	Restricted 8620 (State) Restricted, 8190 (Federal)	Formula uses prior-prior fiscal year unduplicated class participant count based on individual college reported data and a statewide participant rate. There is a 93% guarantee awarded when the formula allocation is lesser than the prior fiscal year allocation. To account for any additional funds after the protection,	N/A	State funds follow Chancellor's Office carryover policy. Federal funds must be used within the same year	Program database and expenditure report are due 60 days after the end of the fiscal year.

Program Name	Program Contact	Ongoing or One-Time	Revenue Control	Allocation Methodology	Match Requirement	Expenditure Deadline	Reporting Requirements
				distribute funds to the remaining colleges not receiving the protection.		of being allocated.	
<b>Full-Time Faculty Hiring Funds</b>	Jubilee Smallwood <a href="mailto:JSmallwood@CCCCO.edu">JSmallwood@CCCCO.edu</a> (916) 327-6225; Tarissa Hopkins <a href="mailto:THopkins@CCCCO.edu">THopkins@CCCCO.edu</a> (916) 327-1260; Fiscal Standards and Accountability Unit <a href="mailto:FiscalStandards@CCCCO.edu">FiscalStandards@CCCCO.edu</a>	Ongoing	Unrestricted 8690	Initial allocation was calculated proportionally based on reported resident credit Full-Times Equivalent Students at the time funds were provided in the Budget Act. This initial allocation remains unchanged in subsequent years.	N/A	Reporting period includes faculty hired since July 2018 to June 30 of current year.	Education code requires annual reporting due 90 days following the submission of the annual audited financial statements.
<b>Hire Up</b>	Mario Garza <a href="mailto:MGarza@CCCCO.edu">MGarza@CCCCO.edu</a> (916) 455-0487	One-Time	Restricted 8620	The Chancellor's Office will enter into one-time agreements with up to 10 community college districts for a five-year pilot program.	N/A	June 30, 2028	Report required information to the Chancellor's Office annually. After the first 2 years (July 2025) districts will be asked to provide a budget plan.
<b>Homeless and Housing Insecurity Program</b>	Colleen Ganley <a href="mailto:CGanley@CCCCO.edu">CGanley@CCCCO.edu</a> (916) 323-3865	Ongoing	Restricted 8620	There are currently two cohorts of colleges participating in the Homeless and Housing Insecurity Program (HHIP). Funding to HHIP Cohort #1 was distributed based on size determination of participating institutions. Funding to HHIP Cohort #2 includes a base amount of \$150,000 per college, with the remaining balance being distributed based on total head count, across the participating colleges.	N/A	N/A	Annual reporting, due 60 days following the end of the fiscal year.



Program Name	Program Contact	Ongoing or One-Time	Revenue Control	Allocation Methodology	Match Requirement	Expenditure Deadline	Reporting Requirements
<b>LGBTQ+</b>	Julie Olson <a href="mailto:JOlson@CCCCO.edu">JOlson@CCCCO.edu</a> (916) 327-8421	One-Time	Restricted 8620	Base allocation of \$20,000 for every college. The remaining appropriation will be based on the following: <ul style="list-style-type: none"> <li>75% of the remaining appropriation allocated based on total headcount.</li> <li>25% of the remaining appropriation allocated based on the number of students who received a Pell grant.</li> </ul>	N/A	June 30, 2028 (5 years)	Program Plan and Budget in NOVA – available Nov. 1, 2023, and due Jan. 31, 2024. Final Program Report and Expenditure due in NOVA May 30, 2024.
<b>Local and Systemwide Technology and Data Security</b>	Valerie Lundy-Wagner <a href="mailto:VLundyWagner@CCCCO.edu">VLundyWagner@CCCCO.edu</a> (916) 322-1928	Ongoing	Restricted 8620	Allocations are based on submission of self-assessment, remediation reports, and fraud reporting.	N/A	N/A	Annual Cybersecurity Self-Assessment, Remediation Reports and regular fraud reporting.
<b>Maintenance Allowance</b>	Rafael Artiga <a href="mailto:RArtiga@CCCCO.edu">RArtiga@CCCCO.edu</a> (916) 323-6899; Avita Hang <a href="mailto:AHang@CCCCO.edu">AHang@CCCCO.edu</a> (916) 324-9794; Fiscal Standards and Accountability Unit <a href="mailto:FiscalStandards@CCCCO.edu">FiscalStandards@CCCCO.edu</a>	Ongoing	Restricted 8650	Prior year maintenance allowance rate x district reported calendar days' enrollment full time per CCFS-355. Allocations are subject to available fund balance and timely CCFS-355 submission.	N/A	N/A	Districts annually complete the CCFS-355 form and submit it to the Chancellor's Office by Aug. 15.
<b>Mathematics, Engineering, and Science Achievement (MESA) Program</b>	Stephanie Ricks-Albert <a href="mailto:SRicksAl@CCCCO.edu">SRicksAl@CCCCO.edu</a> (916) 323-3093	Ongoing	Restricted 8690	The program allocation is awarded to participating colleges as a grant. Award amounts include a \$280,000 base award amount plus a proportional share based on the number of participating colleges.	N/A	June 30, 2025	Report student participation through MIS due 30 days after the end of each academic term.  Progress reports due March 31, 2025 and Sept. 30, 2025.

Program Name	Program Contact	Ongoing or One-Time	Revenue Control	Allocation Methodology	Match Requirement	Expenditure Deadline	Reporting Requirements
<b>Mental Health Services/Support</b>	Jackie Alvarez <a href="mailto:JAlvarez@CCCCO.edu">JAlvarez@CCCCO.edu</a> ; Mia Keeley <a href="mailto:MKeeley@CCCCO.edu">MKeeley@CCCCO.edu</a> (916) 327-5898	Ongoing	Restricted 8620	Each college receives \$100k, the remaining 75% of funds is based on share of total headcount and 25% on share of Pell Grant recipients.	N/A	N/A	Expenditure activity report due annually each September. Required to submit a report every three years, beginning in January 2025, describing the amount provided to each community college, the usage of funds, the types of programs in which districts invested, and best practices implemented by districts.
<b>Middle College High School (MCHS)</b>	Devin Rodriguez <a href="mailto:MiddleCollege@CCCCO.edu">MiddleCollege@CCCCO.edu</a> (916) 322-1438	Ongoing		\$5,537,140, 3-year grant –Total allocation includes unexpended funds for 2016-17 and 2018-19, fiscal year 2023-24 and fiscal year 2024-25 and projected funds for 2025-26 (program allocation contingent on funding as provided in the California State Budget Act for that specific year.) Each college to receive a total award amount of \$395,510.	N/A		Submit annual reporting through the NOVA platform. Submit annual and final reporting through (VAR). Submit data through the Chancellor’s Office MIS using the Special Populations Data Element SG07 for MCHS to track student progress. Reporting is due 30 days after the end of each academic term.
<b>Native American Student Support &amp; Success Program (NASSSP)</b>	Julie Olson <a href="mailto:JOlson@CCCCO.edu">JOlson@CCCCO.edu</a> (916) 327-8421	One-Time	Restricted 8620	Eligible grantee colleges will receive \$900,000 each in January 2024.	N/A	June 30, 2028	Program Plan available in NOVA Aug.1, 2023, and due Nov. 10, 2023. Annual Report available in NOVA April 1, 2024, and due June 30, 2024. Colleges must submit a Program Plan and Annual Report each year during the 5 years.

Program Name	Program Contact	Ongoing or One-Time	Revenue Control	Allocation Methodology	Match Requirement	Expenditure Deadline	Reporting Requirements
<b>NextUp (formerly CAFYES)</b>	Thalia Marroquin <a href="mailto:TMarroquin@CCCCO.edu">TMarroquin@CCCCO.edu</a> (916) 322-7924	Ongoing	Restricted 8620	Funding formula includes base funding and a per student cost.	N/A	N/A	Annual Fiscal Reporting
<b>Nursing Education</b>	Jennifer Xiong-Moua <a href="mailto:NursingApp@CCCCO.edu">NursingApp@CCCCO.edu</a>	Ongoing	Restricted 8620	<p>The new funding formula puts colleges into one of two categories based on the nursing program's recent past performance.</p> <ul style="list-style-type: none"> <li>Retention – any program which has a demonstrated need to address its program completion status will be mandated to spend funding to address this issue [Education Code Section 78261(d)(1)]. The base allocation is \$2,430 per student.</li> <li>Growth – any program that does not have issues with retention or equity will be invited to grow their program by from one to three cohorts [Education Code Section 78261(b) and (d)]. A cohort is a group of a minimum of eight students to be funded for two full years from the current year's funding. The base allocation is \$91,200 per cohort.</li> </ul>	N/A	June 30, 2025	<p>Grantees must report project and expenditure data via the NOVA system.</p> <p>Grantees will report expenditures and provide a progress report to the Chancellor's Office on a quarterly basis.</p> <p>A Final Report Narrative and a Final Report of Expenditures will be required each year on Aug. 31.</p>

Program Name	Program Contact	Ongoing or One-Time	Revenue Control	Allocation Methodology	Match Requirement	Expenditure Deadline	Reporting Requirements
<b>Part-Time Faculty Compensation</b>	Rafael Artiga <a href="mailto:RArtiga@CCCCO.edu">RArtiga@CCCCO.edu</a> (916) 323-6899; Fiscal Standards and Accountability Unit <a href="mailto:FiscalStandards@CCCCO.edu">FiscalStandards@CCCCO.edu</a>	Ongoing	Unrestricted 8610	Each small college district receives \$50k, remaining funds allocated to all districts based on share of prior year total FTES.	N/A	N/A	When contracts are settled that cover part-time faculty, districts inform the Chancellor's Office, using the 311-Q Quarterly Financial Status Update of whether parity has been achieved.
<b>Part-Time Faculty Health Insurance</b>	Amanda Voie <a href="mailto:AVoie@CCCCO.edu">AVoie@CCCCO.edu</a> (916) 323-1759; Fiscal Standards and Accountability Unit <a href="mailto:FiscalStandards@CCCCO.edu">FiscalStandards@CCCCO.edu</a>	Ongoing	Unrestricted 8610	This is a reimbursement program. Districts receive up to 50% reimbursement of claim, or a proportionate share. If funds remain after initial allocation, districts who meet the criteria can receive up to 100% reimbursement of claim, or a proportionate share.	N/A	N/A	Education Code requires an annual Part-Time Faculty Health Insurance claim form by June 1.
<b>Part-Time Faculty Office Hours</b>	Amanda Voie <a href="mailto:AVoie@CCCCO.edu">AVoie@CCCCO.edu</a> (916) 323-1759; Fiscal Standards and Accountability Unit <a href="mailto:FiscalStandards@CCCCO.edu">FiscalStandards@CCCCO.edu</a>	Ongoing	Unrestricted 8610	This is a reimbursement program. Districts receive no more than 90% of total compensation claimed for part-time office hours.	N/A	N/A	Education Code requires an annual Part-Time Faculty Office Hours claim form by June 1.
<b>Perkins V: 1B-Grants Allocations</b>	Lupe Maldonado <a href="mailto:LMaldonado@CCCCO.edu">LMaldonado@CCCCO.edu</a> (916) 322-2798	One-Time	Restricted 8170	The Regional Collaboration and Coordination and the Non-Traditional Careers and Training grants were issued through a competitive Request for Application process.	N/A	June 30, 2025	Quarterly Reporting in NOVA starting Oct. 31, 2024. Final report due in September 2025.

Program Name	Program Contact	Ongoing or One-Time	Revenue Control	Allocation Methodology	Match Requirement	Expenditure Deadline	Reporting Requirements
<b>Physical Plant and Instructional Support</b>	Druv Bhat <a href="mailto:DBhat@CCCCO.edu">DBhat@CCCCO.edu</a> (925) 998-4431	One-Time	Restricted 8620	2022 Allocation provides each district \$4 million with remaining allocated to all districts based on share of 2021-22 P2 FTES.	N/A	2022 Appropriation must be encumbered or expended by June 30, 2027	PPIS Certification form due Oct. 24, 2022 Project proposals and Scheduled Maintenance 5 Year Plan submitted in FUSION by Oct. 24, 2022. Instructional Support 5 Year Plan to Chancellor's Office Dec. 12, 2022.
<b>Puente Project</b>	Stephanie Ricks-Albert <a href="mailto:SRicksAl@CCCCO.edu">SRicksAl@CCCCO.edu</a> (916) 323-3093	Ongoing	Restricted 8690	The program allocation is split with 60% awarded to participating colleges and 40% disbursed to the Puente Project Organization.	N/A	June 30, 2025	College Reporting: Report student participation through MIS 30 days after the end of each academic term.  Puente Project Organization Reporting: Final Report due Dec. 1, 2024.
<b>Regional Equity and Recovery Partnerships Grants</b>	LaCandice Ochoa <a href="mailto:LOchoa@CCCCO.edu">LOchoa@CCCCO.edu</a> (916) 323-1758	One-Time	Restricted 8690	Grants were awarded to community colleges identified as partners in the local workforce development board funding applications submitted to the California Workforce Development Board (CWDB).	N/A	Legislative expenditure deadline is June 30, 2026; however, the grant end date is Sept. 30, 2025.	Grantees are required to submit implementation plans and reporting in the Chancellor's Office NOVA system on a semi-annual basis.
<b>Retention and Enrollment Outreach</b>	Gina Browne <a href="mailto:GBrowne@CCCCO.edu">GBrowne@CCCCO.edu</a> (916) 374-4744	One-Time	State Revenue, 8620 General Categorical Programs	Each district will receive a \$50,000 base allocation and a proportional distribution based 75% on reported 2019-20 FTES and 25% the decline in 2020-21 P1 FTES.	N/A	TBD	TBD
<b>Rising Scholars Network – 1.0 Grant</b>	Lisa Gallardo <a href="mailto:LGallardo@CCCCO.edu">LGallardo@CCCCO.edu</a> (916)-342-4612	Ongoing	Restricted 8620	Competitive grant award.	N/A	July 31, 2025	Grantee must submit progress and final reports bi-annually in NOVA.

Program Name	Program Contact	Ongoing or One-Time	Revenue Control	Allocation Methodology	Match Requirement	Expenditure Deadline	Reporting Requirements
<b>Rising Scholars Network – Juvenile Justice Grant</b>	Lisa Gallardo <a href="mailto:LGallardo@CCCCO.edu">LGallardo@CCCCO.edu</a> (916)-342-4612	Ongoing	Restricted 8620	Each grantee will receive an equal amount of \$312,500.	N/A	Dec. 31, 2025	Grantees must submit annual fiscal reports and a final fiscal report in NOVA.
<b>Rising Scholars Network – Textbooks/Digital Course Content (RSN-TDCC)</b>	Lisa Gallardo <a href="mailto:LGallardo@CCCCO.edu">LGallardo@CCCCO.edu</a> (916)-342-4612	Ongoing	Restricted 8620	This is a reimbursement program. Colleges are reimbursed on a first-come, first-served basis, contingent upon eligibility, state budget appropriations, and available program funds.	N/A	N/A	N/A

Program Name	Program Contact	Ongoing or One-Time	Revenue Control	Allocation Methodology	Match Requirement	Expenditure Deadline	Reporting Requirements
<b>Strong Workforce Program</b>	LaCandice Ochoa <a href="mailto:LOchoa@CCCCO.edu">LOchoa@CCCCO.edu</a>	Ongoing	Restricted 8620	Allocations based on the following data: Base Funding (83%): Unemployment Rate (1/3 of total Allocation) Career Education FTES (1/3 of total Allocation) Job Openings (1/6 of total Allocation) Incentive Funding (17%): SWP Metrics (1/6 of total Allocation): <ul style="list-style-type: none"> <li>• Completed 9+ CTE Units in the District in One Year</li> <li>• Completed Noncredit Workforce Milestone in One Year</li> <li>• No. of Students Who Earned a Low-Unit Certificate</li> <li>• No. of Students Who Earned a Medium-Unit Certificate</li> <li>• No. of Students Who Earned a High-Unit Certificate or Degree</li> <li>• No. of Students Who Earned the Highest Level Award</li> <li>• No. of students who transferred to Field of Study</li> <li>• Median Annual Earnings</li> <li>• No. of Students with an Earnings Gain</li> <li>• No. of Students Who Attained a Living Wage Program Guidelines</li> </ul>	N/A	Funds should be spent within twenty-four (24) months of the date expenditures are first authorized. The use of funds beyond the 24-month funding cycle is considered an inefficient use of funding and identified as a performance issue.	Colleges, Districts and Regional consortiums must report SWP funds in the NOVA system.
<b>Student Equity and Achievement</b>	Jenny Saechao, <a href="mailto:JSaechao@CCCCO.edu">JSaechao@CCCCO.edu</a> ;	Ongoing	Restricted 8620	Each district's allocation is a combined total of its 17-18 Basic	N/A	Two fiscal years.	SEA Annual Report on equity activities due Jan. 1.

Program Name	Program Contact	Ongoing or One-Time	Revenue Control	Allocation Methodology	Match Requirement	Expenditure Deadline	Reporting Requirements
	<a href="mailto:SEAPrograminfo@cccco.edu">SEAPrograminfo@cccco.edu</a>			Skills, Student Success and Support (credit and noncredit) and Student Equity Program allocations. Any changes in SEA appropriation amount will affect district allocations proportionately.			Term-End Expenditure Report due Oct. 1. Student Equity Plan due every three years, next one due in 2025.
<b>Student Financial Aid Administration (SFAA)</b>	Ruby Nieto <a href="mailto:RNieto@CCCCO.edu">RNieto@CCCCO.edu</a> (916) 322-4200	Ongoing	Restricted 8620	Allocation calculated based on recent full year reconciled MIS financial aid data identifying unduplicated CCPG recipients and FTEs by college.	Yes. See Maintenance of Effort (MOE).	N/A	BFAP-SFAA Form 2: Mid-Year Report. BFAP-SFAA Form 3: Annual Report – This is a Final Expenditures Report in SSARCC.
<b>Student Success Completion Grant</b>	Ruby Nieto <a href="mailto:RNieto@CCCCO.edu">RNieto@CCCCO.edu</a> (916) 322-4300	Ongoing	Restricted 8620	Current allocation formula: The allocations are calculated using recent full year reconciled MIS financial aid data identifying unduplicated SSCG recipients by college.	N/A	N/A	Annual MIS reports
<b>Student Transfer Achievement Reform</b>	<a href="mailto:Transfer@CCCCO.edu">Transfer@CCCCO.edu</a>	One-Time		\$65,000,000 in funds to be allocated may be used for, but are not limited to, all of the following purposes: (1) Reprogramming information technology systems to accommodate a singular general education pathway. (2) Staff time to revise course catalogs, and college policies and procedures, to accommodate default associate degree for transfer placement for students declaring a goal of transfer.	N/A	TBD	TBD



Program Name	Program Contact	Ongoing or One-Time	Revenue Control	Allocation Methodology	Match Requirement	Expenditure Deadline	Reporting Requirements
				(3) Updating curriculum management or degree audit platforms.			
<b>Systemwide Technology and Data Security</b>	Valerie Lundy-Wagner <a href="mailto:VLundyWagner@CCCCO.edu">VLundyWagner@CCCCO.edu</a> (916) 322-1928	One-Time	Restricted 8620	Remaining funds will be used as determined by Chancellor's Office based on annual reporting for ongoing funds and system feedback/input.	N/A	N/A	TBD
<b>Veterans Resource Centers</b>	Heather McClenahan <a href="mailto:HMcClenahan@CCCCO.edu">HMcClenahan@CCCCO.edu</a> (916) 327-0075	Ongoing	Restricted 8620	The funding formula divides the annual allocation between two factors: base funding \$2 million and fair share \$8 million. Fair share is calculated by the VA education certification headcounts.	N/A	N/A	Annual Certification Form.
<b>Zero-Textbook Cost (ZTC) Program</b>	Chad Funk <a href="mailto:CFunk@CCCCO.edu">CFunk@CCCCO.edu</a> (916) 445-1774; <a href="mailto:ZTC@CCCCO.edu">ZTC@CCCCO.edu</a>	One-Time	Restricted 8620	<i>ZTC Planning Grant</i> - college grants of \$20k released via apportionment July 2022. <i>ZTC Implementation Grant</i> – college grants of \$180K released via apportionment March 2023. <i>ZTC Acceleration Grant(s)</i> – grants up to \$200 per awarded program plan released via apportionment in October 2023 and February 2024.	N/A	Fall 2026	Planning Grant 6/30/2023; Implementation and Acceleration Grants annual progress and expenditure reports via NOVA in Dec. 2024, Dec. 2025. Final reports for all grants via NOVA due Dec. 2026.

Front cover photo: De Anza College

Photo at right: Merritt College

Back cover photo: College of Marin



Connect  
with us!

## WEBSITES

**California Community Colleges**

[cccco.edu](http://cccco.edu)

**Salary Surfer**

[salarysurfer.cccco.edu](http://salarysurfer.cccco.edu)

**I Can Go To College**

[icangotocollege.com](http://icangotocollege.com)

## SOCIAL MEDIA



**California Community Colleges Facebook**

[facebook.com/CACommColleges](https://facebook.com/CACommColleges)



**California Community Colleges Twitter**

[twitter.com/CalCommColleges](https://twitter.com/CalCommColleges)

**Chancellor Sonya Christian Twitter Feed**

[twitter.com/sonyachristian](https://twitter.com/sonyachristian)

**Government Relations Twitter Feed**

[twitter.com/CCGRAdvocates](https://twitter.com/CCGRAdvocates)



**California Community Colleges YouTube**

[youtube.com/CACommunityColleges](https://youtube.com/CACommunityColleges)



**California Community Colleges Instagram**

[instagram.com/CaliforniaCommunityColleges](https://instagram.com/CaliforniaCommunityColleges)



**California Community Colleges LinkedIn**

[linkedin.com/company/](https://linkedin.com/company/californiacommunitycolleges/)

[californiacommunitycolleges/](https://linkedin.com/company/californiacommunitycolleges/)



**California Community Colleges Threads**

[threads.net/@californiacommunitycolleges](https://threads.net/@californiacommunitycolleges)



California Community Colleges Chancellor's Office  
1102 Q Street | Suite 4400 | Sacramento, CA 95811

[www.cccco.edu](http://www.cccco.edu)