


SPACE INVENTORY

The inventory of facilities is an important tool in planning and managing college campuses. The Facilities Utilization Space Inventory Options Net (FUSION) is a database maintained by the California Community Colleges Chancellor Office (CCCCO), and includes descriptive data on buildings and rooms for each college and district within the state. This information is essential for analyzing space utilization, projections, space needs and capital outlay planning.


GWC maintains a detailed Space Inventory of all buildings on the Campus according to the requirements of the State Chancellor’s Office Space Inventory Handbook. As required by the state standards, it is updated and submitted to the State Chancellor’s office annually. The Space Inventory contains data about every building and room per the State guidelines for space code, space type name, and Assignable Square Footage.

ROOM USE CATEGORIES




LECTURE
100'S

Classrooms, Support




LAB
200's

Labs, Support




OFFICE
300'S

Offices, Support




LIBRARY
400'S

Library, Study, Tutorial,



INSTR.MEDIA
530'S







AV/TV, Technology, Support



OTHER
520-540-800'S

PE, Assembly, Food Service, Lounge, Bookstore Meeting, Data Process, Physical Plant, Health

vision 2030 space program

	A	B	C	D=(C-B)
	BASELINE INVENTORY 2019	ADJUSTED INVENTORY	VISION 2030 SPACE PROGRAM	DIFFERENCE
 LECTURE	92,935	55,024	49,680	-5,344
 LAB 200's	142,537	145,030	171,790	+26,760
 OFFICE	69,648	44,053	59,279	+15,226
 LIBRARY	46,142	45,615	33,249	-12,366
 INSTR.MEDIA	7,779	4,302	11,974	+7,672
 OTHER 050's, 520-800's	257,043	137,250	114,777	-22,473
TOTAL ASF	616,084	431,274	440,748	